



NFC DIVISIONAL PLAYOFF GAME  
SATURDAY, JANUARY 12, 2019  
DALLAS COWBOYS AT LOS ANGELES RAMS  
LOS ANGELES MEMORIAL COLISEUM – 7:15 P.M. (CST)

FOR MORE INFORMATION, PLEASE VISIT  
**DALLASCOWBOYS.COM**

## 2018 COWBOYS MEDIA GUIDE

Visit the Dallas Cowboys media portal for updated schedules, game notes, game books, flip cards, etc. <http://media.dallascowboys.com>. To download the Dallas Cowboys 2018 Media Guide in PDF form, go to the following link: <http://media.dallascowboys.com/media-guide/current-year-2018/>



### QUICK FACTS:

DALLAS COWBOYS (10-6, 1-0)

AT

LOS ANGELES RAMS (13-3, 0-0)

**Series Record:** Dallas Leads 17-16

**Reg. Season:** Dallas leads 13-12 **Playoffs:** Series is tied 4-4

**Last Meeting:**

**Reg:** LAR 35, @ Dal 30, 10/1/17 **Post:** @ LAR 20, Dal 0, 1/4/86

**Last Meeting in Los Angeles/St. Louis:**

**Reg:** Dal 34, @ STL 31, 9/21/14 **Reg:** Dal 24, @ LA 21, 11/18/90

**Post:** @ LAR 20, Dal 0, 1/4/86

**Last Cowboys Win:**

**Reg:** Dal 34, @ STL 31, 9/21/14 **Post:** @ Dal 34, LAR 13, 12/28/80

**Series Streak:**

**Reg:** Dallas has won three of the last four.

**Post:** Los Angeles has won the last two.



## COWBOYS & RAMS

### Series Notables:

- \* The Cowboys and Rams have met 33 times, with Dallas leading the series 17-16.
- \* The longest winning streak in the series is three games - held by the Cowboys from 1973-75 and 2011-14.
- \* The Rams and Cowboys have met eight times in the postseason with Dallas winning four of those meetings.
- \* This matchup is the first between Los Angeles and Dallas in the postseason since the 1985 season (1/4/86).
- \* The Cowboys have accumulated the most rushing yards (1,186), second-most total net yards (2,599) and third-most points (174) against the L.A. Rams in the postseason.

### A Cowboys Win Would:

- \* Advance Dallas to the NFC Championship Game for the 17th time in franchise history and first since the 1995 season.
- \* Improve the Cowboys record in NFC Divisional Games to 16-11, snapping a five-game losing streak in that round.
- \* Serve as Dallas' first road playoff win since the 1992 season at San Francisco (1/17/93), snapping a seven-game road losing streak.
- \* Up the Cowboys playoff record to 36-27 to tie the Pittsburgh Steelers for the most postseason victories in NFL history.
- \* Snap a two-game playoff losing streak to the Rams.

## RADIO & TELEVISION

### RADIO

**KRLD-FM - 105.3 The Fan**

*Play-by-Play:* Brad Sham *Analyst:* Babe Laufenberg

*Sideline Reporter:* Kristi Scales

*Tune into 105.3 The Fan for pregame and postgame coverage before and after every Dallas Cowboys game.*

**KMVK-FM 107.5 Mega (Spanish)**

*Play-by-Play:* Victor Villalba *Analyst:* Luis Perez

**Compass Media Network (National)**

*Play-by-Play:* Kevin Ray *Analyst:* Danny White

### TELEVISION



**FOX Sports - KDFW FOX 4 in Dallas/Fort Worth**

*Play-by-Play:* Joe Buck *Analyst:* Troy Aikman

*Sideline Reporters:* Erin Andrews and Chris Myers

**Cowboys Special Edition**

KTVT CBS11 in Dallas/Ft. Worth

11:00 p.m. Saturday night

**The Jason Garrett Show**

KTVT CBS11 in Dallas/Ft. Worth

Saturdays at 11:30 p.m.

**Dallas Cowboys Postgame Show**

KTVT CBS11 in Dallas/Ft. Worth

11:00 p.m. following every Cowboys game

**Cowboys OT**

TXA 21 in Dallas/Ft. Worth

7:00 p.m. Game days

**Somos Cowboys**

Telemundo 39 in DFW

Saturday 10:30 p.m.

## THIS WEEK'S SCHEDULE

### Tuesday, Jan. 8

- 10:35 a.m. Coach Garrett press conference
- 11:15 a.m. Practice - first portion open to local media
- 1:15 p.m. Locker room open
- 3:30 p.m. Coach McVay conference call

### Wednesday, Jan. 9

- 10:35 a.m. Coach Garrett press conference
- 11:15 a.m. Practice - first portion open to local media
- 1:00 p.m. Coordinators available
- 1:15 p.m. Locker room open

### Thursday, Jan. 10

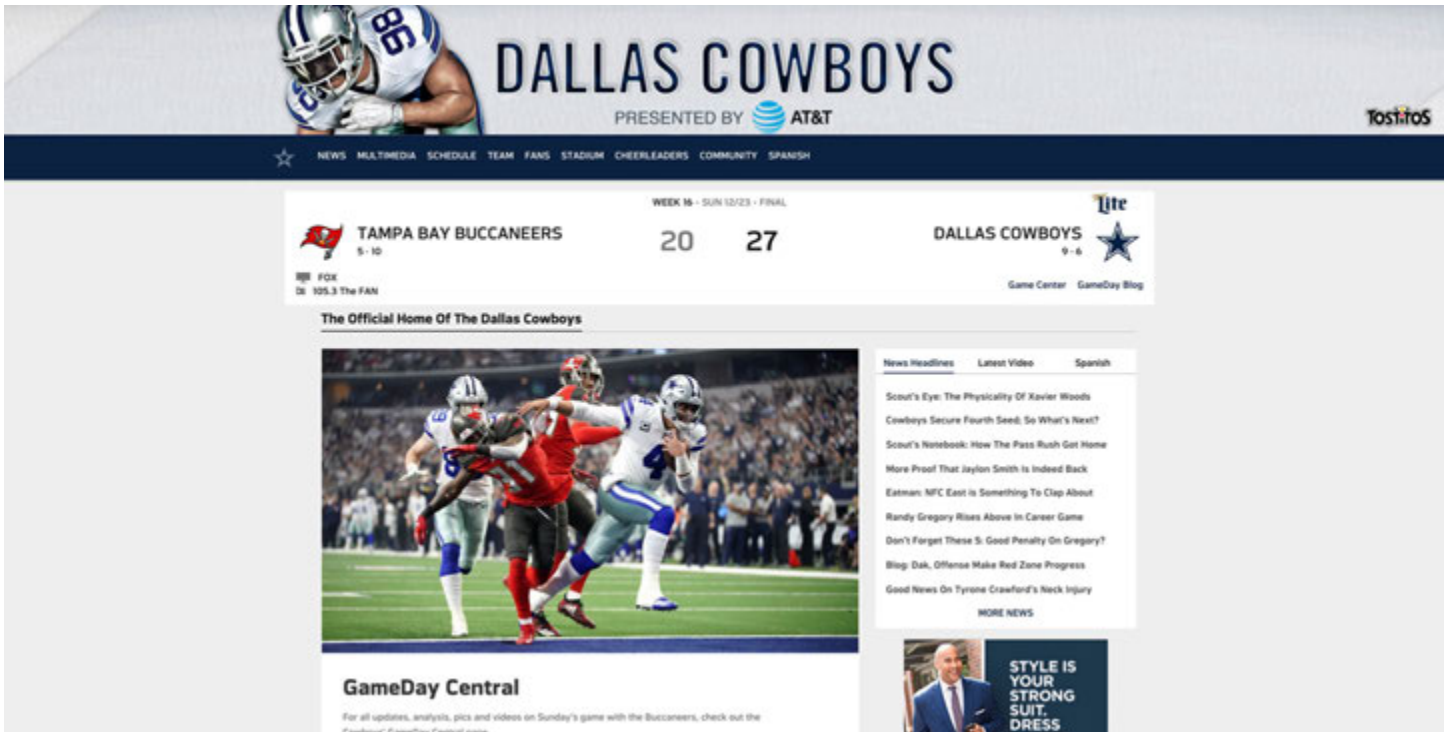
- 10:35 a.m. Coach Garrett press conference
- 11:15 a.m. Practice - first portion open to local media
- 12:45 p.m. Locker room open

### Friday, Jan. 11

- 1:00 p.m. Team travel to Los Angeles

### Saturday, Jan. 12

- 7:15 p.m. Kickoff at Los Angeles



The Dallas Cowboys official website is your one-stop shop for all breaking news, analysis and opinion, along with unique X's and O's breakdown featured in written content, videos and radio podcasts. DallasCowboys.com offers the best collection of timely articles, press conferences and videos, combined with the best spot to purchase tickets and order merchandise from the Cowboys Pro Shop. From the latest news to the latest apparel, there is no better place to visit than DallasCowboys.com

#### Daily Podcasts

**Talkin' Cowboys** – True to its name, the “Talkin' Cowboys” podcast delivers knowledgeable, entertaining coverage of America's Team. Taylor Stern, Bryan Broaddus, Mickey Spagnola and Rob Phillips supply spirited debate, team updates and exclusive interviews weekdays during football season.

**Cowboys Break** – This daily show is serious about the Cowboys, without taking themselves too serious in the process. Also known as “The Lunch Break,” this one-hour podcast enters Season 13 with Derek Eagleton and Nick Eatman, who are now joined by beat writer David Helman along with other featured guests. The crew discusses the current state of the team, including fan opinion from calls and social media, giving analysis on the day-to-day events with a mix of historical perspective.

**Hangin' with the Boys** – What do a former Dallas Cowboys Pro Bowler, a current Dallas Cowboys editor and a Dallas Cowboys programming guy have in common? Absolutely nothing. If you're looking for a show that's hard core football all the time, you might want to try another dallas-cowboys.com podcast. If you're looking for some guys that enjoy talking about Cowboys football but also enjoy giving each other a hard time and having fun, then this is the show for you. Join six-time Pro Bowler Nate Newton, along with Kurt Daniels and Shannon Gross.

#### Dallas Cowboys on Social Media



@dallascowboys



/dallascowboys



@dallascowboys



@dallascowboys



/dallascowboys







# Round Up



2018 Playoffs - Divisional Game



AT



DALLAS COWBOYS (10-6, 1-0) AT LOS ANGELES RAMS (3-3, 0-0) • SATURDAY JAN. 12, 2019 7:15 P.M. CST

## Player Spotlight

### 4 DAK PRESCOTT

★ Dak Prescott threw for 11 first downs and ran for another three - all in the fourth quarter - against the Seahawks in the Wild Card playoff game, giving him 14 total first downs. His three fourth quarter rushing first downs are tied for the second most by any quarterback in the final quarter of a postseason game since 1994, trailing only Kordell Stewart (four, 12/29/96 vs. IND).

# 14

Total First Downs By Cowboys Quarterbacks in the Postseason

Rk	Player	Date	Opp	Att	Cmp	Pct	Yds	TD	Int	Pass 1st	Rush 1st	Total 1st
1	Troy Aikman	1/16/95	SF	53	30	56.6	380	2	3	18	1	19
2	Dak Prescott	1/15/17	GB	38	24	63.2	302	3	1	16	2	18
3	Troy Aikman	1/17/93	SF	34	24	70.6	322	2	0	10	0	10
3	Troy Aikman	1/16/94	GB	37	26	70.3	302	3	2	18	0	18
5	Roger Staubach	1/21/79	Pt	30	17	56.7	228	3	1	13	2	15
6	Troy Aikman	1/30/94	Dal	27	19	70.4	207	0	1	14	0	14
6	Dak Prescott	1/5/19	Sea	33	22	66.7	226	1	1	11	3	14

★ After orchestrating 14 regular season game-winning drives to start his career, the most game-winning drives by any NFL quarterback during his first three seasons, Prescott recorded his first game-winning drive in the postseason against Seattle, punctuated by his plunge into the endzone on a one-yard rush. He is only the fifth Cowboys quarterback to record a game-winning drive in the postseason, joining Roger Staubach (2), Danny White (2), Troy Aikman (1) and Tony Romo (1).

★ Prescott is the only Cowboys quarterback to register a passing touchdown and a rushing touchdown in a postseason game.



## BY THE NUMBERS



# 11

The Cowboys defense allowed only 11 first downs against the Seahawks in the Wild Card Round, tied for the sixth-fewest in a postseason game in franchise history. Dallas also held Seattle to 2-of-13 (15.4%) on third down, which is the third-lowest percentage by a Cowboys defense since 1980.

# 35

The Dallas Cowboys earned their 35th postseason win against Seattle, the second-most postseason wins in NFL history (Pittsburgh, 36). It was Dallas' 62nd postseason game, the most in NFL history.

# 100

Combined with his 137 rushing yards against Seattle, and his 125 yards in his previous playoff game against Green Bay (1/15/17), Ezekiel Elliott became the third Cowboy to post a streak of at least two postseason games with 100 rushing yards, joining Emmitt Smith (three) and Duane Thomas (two).

## UPCOMING PLAYOFF MILESTONES AND NOTES

With the 2018 postseason underway for the Dallas Cowboys, the following information pertains to the most current notes during the playoffs, as well as upcoming milestones:

### 2018 DALLAS COWBOYS UPCOMING POSTSEASON MILESTONES - INDIVIDUAL:

#### Tavon Austin - PR

\* Tavon Austin (currently sixth with 73) needs 13 punt return yards to pass Deion Sanders (85) for the fifth-most by a Cowboys punt returner in postseason history. With 17 yards he tops Golden Richards (101) for fourth. With 75 he passes James Jones (147) for third.

#### Amari Cooper - WR

\* With 100 receiving yards at the L.A. Rams, Amari Cooper will join Michael Irvin (twice) as the only receivers in franchise postseason history to log a streak of at least two consecutive games with 100 receiving yards.

#### Ezekiel Elliott - RB

\* Ezekiel Elliott (currently fifth with 262 yards) needs 23 rushing yards to move past Don Perkins (262) for the eighth-most rushing yards in postseason franchise history. With 74 yards he tops Calvin Hill (335) for seventh.

\* With at least 100 rushing yards against the L.A. Rams, it will mark Elliott's third career postseason 100-yard rushing game to break a tie with Duane Thomas and tie Tony Dorsett for the second-most 100-yard rushing games in franchise history.

\* It would also be Elliott's third consecutive playoff game with at least 100 rushing yards to tie Emmitt Smith for the longest postseason streak in team history.

\* Elliott (currently at 48) needs 19 carries to move past Don Perkins (66) for the eighth-most in postseason team history.

#### Chris Jones - P

\* With one punt downed inside the 20-yard line, Chris Jones (five) will tie Mike Saxon (six) and Toby Gowin (six) for the fourth-most by a Cowboys punter in career postseason history. With two he ties Danny White (seven) for third.

#### DeMarcus Lawrence - DE

\* With one sack, DeMarcus Lawrence (2.0) will tie Tony Casillas, Ed Jones, Jimmie Jones, Leon Lett and Anthony Spencer (all with 3.0) for seventh on the team's all-time postseason sacks list (since 1982). With two sacks he will pass Charles Haley (3.5) and tie Russell Maryland (4.0) and DeMarcus Ware (4.0). With three sacks he will pass Chad Hennings (4.5) for third.

#### Dak Prescott - QB

\* Dak Prescott (currently seventh with 528) needs 24 passing yards to top Don Meredith (551) for the sixth-most yards by a Cowboys quarterback in postseason history. With 103 he moves into fifth place over Craig Morton (630) (**DALLAS POSTSEASON PASSERS - page 12**).

\* Prescott (currently tied for fifth with four) needs one touchdown pass to break a tie with Craig Morton for sole possession of fifth on the club's all-time postseason passing touchdowns list. With four he ties Tony Romo (eight) for fourth.

\* Prescott (currently sixth with 46) needs four completions to top Craig Morton (49) for the fifth-most completions by a Cowboys quarterback in franchise postseason history.

\* Prescott (currently seventh with 71) needs eight passing attempts to move past Don Meredith (78) for sixth on the club's all-time postseason passing attempts list.

\* Prescott (currently tied for third with 42) needs one rushing yard to break a tie with Don Meredith for sole possession of the third-most rushing yards by a Cowboys quarterback in the postseason. With 46 yards he passes Troy Aikman (87) for second.

\* Prescott (currently has one) needs one rushing touchdown for the most by any Cowboys quarterback in franchise postseason history. By doing so, he would also become the first quarterback in franchise playoff history with two consecutive games with a rushing score.





## 2018 POSTGAME NOTES - WILD CARD PLAYOFF GAME VS SEATTLE (1/5/19)

### 2018 DALLAS COWBOYS POSTGAME NOTES - WILD CARD PLAYOFF GAME VS SEATTLE (1/5/19) - TEAM:

- \* The Cowboys made their 33rd postseason appearance and played in their 62nd playoff game - both the most in NFL history.
- \* With the victory over Seattle, Dallas earned its 35th postseason win and broke a tie with Green Bay and New England for the second-most playoff wins in NFL history. Pittsburgh owns the most postseason victories in NFL history (36).
- \* The win also served as the Cowboys 21st postseason win at home to tie the Steelers for the second-most home playoff wins all-time. New England owns the most home playoff victories with 22.
- \* The victory advanced Dallas to the NFC Divisional Game for the 27th time in franchise history. The last appearance was in the 2016 season.
- \* It was the Cowboys third straight win in the Wild Card round, improving the team's record in NFC Wild Card Games to 7-5 and increased its overall record in the postseason to 35-27.
- \* Dallas also snapped a two-game postseason losing streak, as the win was the first since the club defeated Detroit (1/4/15) in the 2014 Wild Card Game.
- \* The win evened the Cowboys record against the Seahawks in the playoffs at 1-1, while snapping a three-game (regular and postseason) losing streak to Seattle.
- \* Twenty Cowboys made their postseason debuts in the game.

### 2018 DALLAS COWBOYS POSTGAME NOTES - WILD CARD PLAYOFF GAME VS SEATTLE (1/5/19) - INDIVIDUAL:

#### Jason Garrett - Head Coach

- \* Jason Garrett evened his postseason record as head coach at 2-2 and broke a tie with Wade Phillips (1-2) for sole possession of the third-most wins by a head coach in postseason franchise history behind Tom Landry (20-16), Jimmy Johnson (7-1) and Barry Switzer (5-2) (**HEAD COACH WINS - page 9**).

#### Tavon Austin - PR

- \* Tavon Austin's 73 punt return yards were the third-most in Cowboys postseason single-game history.

#### Amari Cooper - WR

- \* Amari Cooper led the team with seven receptions for 106 yards.
- \* Cooper became the 12th Cowboy - 19th time - to record 100 receiving yards in a postseason game. He was the first player to record a 100-yard receiving game since Dez Bryant against Green Bay (1/15/17).

#### Ezekiel Elliott - RB

- \* Ezekiel Elliott rushed 26 times for 137 yards and a touchdown.
- \* He also caught four passes for 32 yards for 169 scrimmage yards.
- \* Elliott's 137 rushing yards were the fifth-most by a Cowboy in postseason history – third-most in a Wild Card Game.
- \* It was Elliott's second career postseason 100-yard rushing game, tying him with Duane Thomas for the third-most in team history (**KEEP IT '100'...IN THE POSTSEASON - page 18**).
- \* Combining his 137 rushing yards against Seattle, and his 125 yards in his previous playoff game against Green Bay (1/15/17), Elliott became the third Cowboy to post a streak of at least two postseason games with 100 rushing yards, joining Emmitt Smith (three) and Duane Thomas (two) (**KEEP IT '100'...IN THE POSTSEASON - page 18**).
- \* Elliott's 262 postseason rushing yards moved him onto the Dallas Cowboys top-10 career postseason rushing yards list as he passed Doug Dennison (130), Preston Pearson (135), Marion Barber (151), DeMarco Murray (198), Ron Springs (201) and Felix Jones (217) for the ninth-most career postseason rushing yards in franchise history (**PLAYOFF RUSH - page 18**).
- \* Elliott's 26 carries were tied for the seventh-most by a Cowboy in a postseason game in team history.
- \* Elliott logged 169 scrimmage yards (137 rush; 32 rec.) - sixth-most by a Cowboy during a postseason game.
- \* Elliott had 30 touches (26 rush; four rec.) for the most by a Cowboys in a playoff game since Emmitt Smith had a franchise-record 37 touches against Green Bay (1/14/96).

#### Michael Gallup - WR

- \* Michael Gallup made two receptions for 18 yards and a touchdown.
- \* Gallup became the sixth rookie in team history to catch a touchdown in a playoff game, and the first since John Phillips against Philadelphia (1/9/10).

#### Dak Prescott - QB

- \* Dak Prescott completed 22-of-33 passes for 226 yards with one touchdown and an interception.
- \* Prescott also rushed six times for 29 yards and a touchdown.
- \* Prescott's 528 passing yards are the seventh-most career passing yards in Cowboys postseason history (**DALLAS POSTSEASON PASSERS - page 12**).
- \* Prescott threw one touchdown to break a tie with Don Meredith and tie Craig Morton (four) for the fifth-most touchdowns in franchise postseason history (**DALLAS POSTSEASON PASSERS - page 12**).
- \* Prescott had 22 completions to reach 46 in his postseason career to move past Meredith (39) for sixth on the club's all-time postseason completions list (**DALLAS POSTSEASON PASSERS - page 12**).
- \* Prescott's 29 rushing yards were the seventh-most by a Cowboys quarterback during a postseason game in franchise history.
- \* Prescott's rushing touchdown allowed him to join Craig Morton (1969), Troy Aikman (1996) and Quincy Carter (2003) - all with one - as the fourth Cowboys quarterback to record a rushing score in a playoff game.
- \* Prescott became the first Cowboy quarterback to throw for a touchdown and rush for a touchdown in a playoff game.
- \* Prescott recorded his first career postseason 4th quarter comeback and game-winning drive to become the fifth Dallas quarterback to accomplish both feats in a postseason game (**POSTSEASON QB HEROICS - page 14**).

# JASON GARRETT

**Head Coach  
2011-2018**



## AWARDS & HONORS



**2016** *NFL Coach of the Year*

**2007** *Pro Football Weekly's  
NFL Assistant Coach of the Year*



**3** *NFC East Division Titles*



**21** *Different players selected to  
the Pro Bowl since 2010 for  
a total of 49 appearances.*

## TOP FINISHES

Since 2014, Jason Garrett has led the offense to the top of the rankings in several key categories:

- 1<sup>st</sup>** *Yards-Per-Rush (4.62)*
- 2<sup>nd</sup>** *Rush Yards-Per-Game (135.1)*
- 5<sup>th</sup>** *Rushing Touchdowns (79)*
- 9<sup>th</sup>** *Passing TD% (4.9%)*
- 10<sup>th</sup>** *Passing Yards-Per-Attempt (7.46)*

**1** *Jason Garrett is the first former Dallas  
Cowboys player to become the team's  
head coach.*

## ★ HEAD COACHES ★

### JASON GARRETT (77-59, 8th Year, 2-2 Postseason)

Jason Garrett was named the eighth head coach in Dallas Cowboys history on January 5, 2011. Garrett became the first former Dallas Cowboys player to become the team's head coach. As a backup quarterback during his playing career in Dallas, he started nine-of-23 games played and was a member of teams that won six division titles and three Super Bowl championships.

Garrett was elevated to the Cowboys top job after taking over as the team's interim head coach midway through 2010. He guided the club to a 5-3 mark to finish the season after the team started 1-7. He led Dallas to an 8-8 record, narrowly missing the playoffs and an NFC East Division title in each his first three full seasons as head coach (2011-13). Garrett guided the 2014 squad to an NFL-best tying 12-4 record, the club's 22nd Division title - 18th NFC East title - 31st postseason appearance and 34th playoff win. His team fought through adversity in 2015, especially on the injury front where they endured injuries to Tony Romo, Dez Bryant and Orlando Scandrick amongst others, while slipping to 4-12 on the season. The team bounced back under Garrett in 2016, completing the club's largest one-season turnaround in franchise history with a nine-game difference, finishing with a 13-3 record in 2016. The record included beginning the season 0-1 and going on to win 11 straight games - the longest single-season win streak in team history. Garrett's Cowboys won their second division championship with him at the helm, while earning the NFC's top overall seed and hosting an NFC Divisional Playoff Game for the first time since 2007. He was named AP Coach of the Year for his team's 2016 accomplishments. The 2017 Cowboys finished 9-7, just missing the playoffs, but their record gave them back-to-back winning seasons for the first time since 2008-09.

From 2007-13, when Garrett was brought on board as the Cowboys offensive coordinator, the unit finished among the NFL's top-10 in total offense in five of his seven years at the helm: 2013 (10th), 2012 (6th), 2010 (10th), 2009 (2nd) and 2007 (2nd). The team has set single-season records in a handful of categories, including topping 6,000 net yards for the first four times in franchise history (2009- 6,390; 2011 - 6,008; 2014 - 6,138 and 2016 - 6,027). Since his arrival in 2007, not only has the team set single-season records in numerous offensive categories, but the club's cumulative numbers for gross passing yards (39,993) and total points (3,919) represent the best totals over a 10-year span in the history of the organization while the club's 58,567 total net yards are second.

### SEAN MCVAY (24-8, 2nd Year, 0-1 Postseason)

Sean McVay was named the 23rd full-time head coach in franchise history on January 12, 2017. McVay became the youngest head coach in modern NFL history. In his first season guiding the Rams, McVay helped the Rams move from the 32nd-ranked scoring offense in 2016 to the league's top-scoring team in 2017, marking the first time in league history a team has gone from last to first in scoring. McVay led the Rams to an 11-5 record and their first NFC West title since the 2003 season, earning the team's first playoff berth since 2004. Following his first season in L.A., McVay was named *The Associated Press* Coach of the Year, becoming the youngest head coach to ever win the award. Todd Gurley brought home Offensive Player of the Year honors, while Aaron Donald was named the Defensive Player of the Year, marking the first time in the 45 year history of the awards there was a sweep of three of the league's top awards. The Rams placed eight players in the 2018 Pro Bowl, the most in a single season by the franchise since the 1999 campaign. He completed his third season as the Redskins offensive coordinator in 2016 after initially being promoted to the position on January 15, 2014. The 2016 Redskins offensive unit broke many franchise records and ranked in the top-three in a number of statistical categories. The Washington offense became the first unit in franchise history to average over 400 yards-per-game (403.4) and notched a franchise record 6,545 total net yards. Under McVay's watch, quarterback Kirk Cousins finished the year with single-season team records in completions (406) and passing yards (4,917) and matched his team record for 300-yard passing games (seven). Prior to his promotion during the 2014 offseason, McVay spent three seasons as the Redskins tight ends coach (2011-13) and one as an offensive assistant (2010). McVay joined the Redskins prior to 2010 after an undefeated regular season with the Florida Tuskers of the United Football League (UFL). The Tuskers finished a perfect 6-0 before losing in the UFL's inaugural championship game. McVay originally entered the National Football League as an offensive assistant with the Tampa Bay Buccaneers in 2008.

For breaking news, press releases, historical information, statistics and rosters, visit the official website of the Dallas Cowboys, www.dallascowboys.com. Updated daily, www.dallascowboys.com has the most extensive information on upcoming games, including video of weekly press conferences, locker room interviews and podcasts. The Cowboys website is also a great place to find information on the players and coaches, order tickets for upcoming games and order merchandise from the Cowboys Pro Shop.

## COWBOYS PLAYOFF HISTORY

The Dallas Cowboys are making their 33rd postseason appearance during the 2018 Playoffs, the most of any franchise in NFL history. In addition, Dallas has played in the most postseason games (62) in NFL history, and only the Steelers (36) have won more playoff games than the Cowboys (35). In the 20 seasons between 1966 and 1985, Dallas qualified for the playoffs 18 times, winning two Super Bowl titles, five NFC Championships and 13 division titles. Dallas failed to qualify for the playoffs in 1974 and 1984 during that 20-year run. The Cowboys claimed Super Bowl victories following the 1971 (VI), 1977 (XII), 1992 (XXVII), 1993 (XXVIII) and 1995 (XXX) seasons, and they have appeared in eight Super Bowls, tied with Denver and Pittsburgh for the second-most by an NFL team, while New England (10) has made the most appearances:

Playoff Seasons	
1. Dallas Cowboys.....	33*
2. Green Bay Packers.....	32
3. N.Y. Giants.....	32
4. Pittsburgh Steelers.....	31
5. Minnesota Vikings.....	29

Playoff Games	
1. Dallas Cowboys.....	62*
2. Pittsburgh Steelers.....	61
3. Green Bay Packers.....	56
4. New England Patriots.....	54*
5. San Francisco 49ers.....	50

Playoff Wins	
1. Pittsburgh Steelers.....	36
2. Dallas Cowboys.....	35*
3. New England Patriots.....	34*
4. Green Bay Packers.....	33
5. San Francisco 49ers.....	30

\*includes 2018

## CHAMPIONS OF THE EAST

The Dallas Cowboys won the 2018 NFC East title. The division title is the 20th for the Cowboys since the merger and realignment in 1970. Below is a breakdown of NFC East Champions since 1970:

**Dallas (20):** 2018, 2016, 2014, 2009, 2007, 1998, 1996, 1995, 1994, 1993, 1992, 1985, 1981, 1979, 1978, 1977, 1976, 1973, 1971, 1970

**Philadelphia (10):** 2017, 2010, 2006, 2004, 2003, 2002, 2001, 1988, 1980, 2013

**Washington (9):** 2015, 2012, 1999, 1991, 1987, 1984, 1983, 1982, 1972

**New York (8):** 2011, 2008, 2005, 2000, 1997, 1990, 1989, 1986

**St. Louis/Arizona (2):** 1975, 1974

*Super Bowl Championship teams underlined*

## DALLAS AND DIVISIONAL PLAYOFFS

The Cowboys are appearing in their 27th Divisional Playoff Game in franchise history. They have posted a 15-11 record in Divisional Playoff Games. Saturday marks the ninth time Dallas and Los Angeles will meet in the playoffs. Dallas holds a 1-3 record when playing the Rams in the Divisional Round. Below is the Cowboys Divisional Playoff history:

Date	Loc.	Dal W/L	Score	Date	Loc.	Dal W/L	Score
12/24/67	Cle	W	52-14	1/2/82	TB	W	38-0
12/21/68	@Cle	L	20-31	1/16/83	GB	W	37-26
12/28/69	Cle	L	14-38	1/4/86	@LA	L	0-20
12/26/70	Det	W	5-0	1/5/92	@Det	L	6-38
12/25/71	@Min	W	20-12	1/10/93	Phi	W	34-10
12/23/72	@SF	W	30-28	1/16/94	GB	W	27-17
12/23/73	LA	W	27-17	1/8/95	GB	W	35-9
12/28/75	@Min	W	17-14	1/7/96	Phi	W	30-11
12/19/76	LA	L	12-14	1/5/97	@Car	L	17-26
12/26/77	Chi	W	37-7	1/13/08	NYG	L	17-21
12/30/78	Atl	W	27-20	1/17/10	@Min	L	3-34
12/30/79	LA	L	19-21	1/11/15	@GB	L	21-26
1/4/81	@Atl	W	30-27	1/15/17	GB	L	31-34

## PLAYOFF POSTURING

This Saturday's matchup against the Los Angeles Rams will mark Dallas' 63rd postseason game - most in NFL history. The Cowboys own a 35-27 playoff record which is the second-most postseason wins in NFL history.

This week's playoff contest will be the ninth against Los Angeles which will break a tie with Green Bay for the most playoff games against a single opponent in Cowboys history. Dallas has the most wins in the postseason against San Francisco.

Should Dallas advance to the NFC Championship next weekend, the club will either travel to New Orleans (No. 1 seed) or host the game, depending on the outcome of the Philadelphia (No. 6) at New Orleans Divisional Playoff Game.

### Cowboys Top Postseason Opponents

Team	Games
Green Bay Packers.....	8
<b>LA/StL Rams</b> .....	<b>8</b>
Minnesota Vikings.....	7
San Francisco 49ers.....	7
Philadelphia Eagles.....	4

### Cowboys Top Postseason Wins

Team	Record
San Francisco 49ers.....	5-2
Green Bay Packers.....	4-4
Minnesota Vikings.....	4-3
<b>LA/StL Rams</b> .....	<b>4-4</b>

## INSIDE DALLAS DIVISIONAL HISTORY

The Dallas Cowboys have played in 26 Divisional Playoff games and hold a 15-11 record. This is the 10th time Dallas will travel for a Divisional Playoff Game. The Cowboys are 4-5 when hitting the road in the Divisional Playoffs, and the first time since the 2009 season (1/17/10).

**In 26 Divisional Playoff Games in Dallas history, there have been:**

- \* 14 games decided by double-digits - nine Dallas wins
- \* 10 games decided by two-or-more touchdowns - six Dallas wins
- \* Eight games decided by three-or-more touchdowns - five Dallas wins
- \* Nine games decided by less than a touchdown - four Dallas wins
- \* Three shutouts - two by Dallas
- \* A five-game winning streak by Dallas (1970-75)
- \* A five-game losing streak by Dallas (1996-2016)
- \* Two 38-point wins by Dallas (12/24/67 and 1/2/92) - biggest Cowboys wins
- \* A 32-point loss by Dallas (1/5/92) - biggest Cowboys loss
- \* A 52-point game by Dallas, vs. Cle (12/24/67) most points for Dallas
- \* 38-points scored against Dallas, at Cle (12/28/69) and at Det (1/5/92) - most points against Dallas
- \* 606 points scored by Dallas, 514 allowed
- \* 425 points scored by Dallas in home games, 237 allowed
- \* 143 points scored by Dallas in road games, 230 allowed
- \* Five games against the Green Bay Packers - most for Dallas against a single-team in the divisional round



## DIVISIONAL PLAYOFF STAT COMPARISON

This week's game marks the 27th time Dallas has played in a Divisional Playoff Game. Below is a brief look into Dallas' Divisional stats:

TEAM TOTALS	
<u>Cowboys</u>	<u>Opponent</u>
Wins.....	15
Points.....	606
Total Net Yards .....	8,432
Net Rushing Yards .....	3,497
Net Passing Yards .....	4,935

SINGLE-GAME TEAM-HIGHS	
<u>Cowboys</u>	<u>Opponent</u>
Points.....	52 12/24/67
Total Net Yards .....	450 1/8/95
Net Rushing Yards .....	233 12/26/77
Net Passing Yards .....	330 1/8/95

SINGLE-GAME INDIVIDUAL HIGHS	
<u>Cowboys</u>	<u>Opponent</u>
<b>Passing Yards</b>	
337 - T. Aikman 1/8/95	355 - A. Rodgers 1/15/17
<b>Rushing Yards</b>	
135 - D. Thomas 12/26/70	248 - E. Dickerson 1/4/86
<b>Receiving Yards</b>	
144 - B. Hayes 12/24/67	155 - A. Jenkins 1/4/81

## PLAYOFF STAT COMPARISON

This week's game marks the ninth playoff game between Dallas and Los Angeles. Below is a brief look into the stats of the series:

TEAM TOTALS	
<u>Cowboys</u>	<u>Rams</u>
Wins.....	4
Points.....	174
Total Net Yards .....	2,599
Net Rushing Yards .....	1,186
Net Passing Yards .....	1,413

SINGLE-GAME TEAM-HIGHS	
<u>Cowboys</u>	<u>Rams</u>
Points.....	37 1/4/76
Total Net Yards .....	528 12/28/80
Net Rushing Yards .....	338 12/28/80
Net Passing Yards .....	300 12/26/83

SINGLE-GAME INDIVIDUAL HIGHS	
<u>Cowboys</u>	<u>Rams</u>
<b>Passing Yards</b>	
330 - D. White 12/26/83	210 - V. Ferragamo 12/30/79
<b>Rushing Yards</b>	
160 - T. Dorsett 12/28/80	248 - E. Dickerson 1/4/86
<b>Receiving Yards</b>	
123 - P. Pearson 1/4/76	117 - P. Dennard 12/28/80

## FIRST TIME...DIVISIONAL PLAYOFFS

Dallas' first ever appearance in a Divisional Playoff Game came against Cleveland (12/24/67). The Cowboys handed the Browns a 52-14 loss at the Cotton Bowl in front of 70,786 fans. Dallas then headed to Green Bay and fell to the Packers 17-21 in an NFL Championship Game.

The last time the Cowboys appeared in a Divisional Playoff Game was during the 2016 postseason season when the club had the NFC's top overall seed in the playoffs. Dallas hosted Green Bay at AT&T Stadium in front of 93,396. Down 28-13 in the third quarter, the Cowboys battled back to tie the game at 31-31 with 0:35 seconds left in regulation. However, the Packers had one final drive that resulted in a 51-yard field goal by Mason Crosby that gave them the 34-31 victory.

## PLAYER POSTSEASON EXPERIENCE

Entering the 2018 Playoffs, the Dallas Cowboys boasted 27 players on the active roster with postseason experience. Cameron Fleming leads the way, totaling the most games played past the regular season with 10, nine with the New England Patriots. L.P. Ladouceur has played in eight postseason games - all with Dallas:

Dallas Cowboys with Postseason Experience			
Player	Team	Seasons	Games
Cameron Fleming	NE/Dal	2014, 15, 16, 17, 18	10
L.P. Ladouceur*	Dal	2006, 07, 09, 14, 16, 18	8
Joe Thomas	GB/Dal	2015, 16, 18	6
Cole Beasley*	Dal	2014, 16, 18	4
Tyrone Crawford*	Dal	2014, 16, 18	4
C.J. Goodwin	Atl/Dal	2016, 18	4
Jeff Heath*	Dal	2014, 16, 18	4
Allen Hurms	Jax	2017, 18	4
Chris Jones*	Dal	2014, 16, 18	4
DeMarcus Lawrence*	Dal	2014, 16, 18	4
Zack Martin*	Dal	2014, 16, 18	4
Tyron Smith*	Dal	2014, 16, 18	4
Xavier Su'a-Filo	Hou	2015, 16	3
Tavon Austin	LAR/Dal	2017, 18	2
Anthony Brown*	Dal	2016, 18	2
Maliek Collins*	Dal	2016, 18	2
Amari Cooper	Oak/Dal	2016, 18	2
Ezekiel Elliott*	Dal	2016, 18	2
Kavon Frazier*	Dal	2016, 18	2
Byron Jones*	Dal	2016, 18	2
Sean Lee*	Dal	2016, 18	2
Joe Looney	SF/Dal	2016, 18	2
Justin March-Lillard	KC/Dal	2016, 18	2
Jamize Olawale	Oak/Dal	2016, 18	2
Dak Prescott*	Dal	2016, 18	2
Damien Wilson*	Dal	2016, 18	2
David Irving*	Dal	2016	1
Twenty players*	Dal	2018	1

\*Indicates players on the active roster who have played all postseason games with Dallas.

## PLAYER PLAYOFF HIGHLIGHTS

### Cole Beasley - WR

Hauled in 14 passes for 174 yards in four games.

### Tavon Austin - PR

Returned five punts for 73 yards - third-most in Cowboys postseason team history - in one game against Seattle (1/5/19).

### Amari Cooper - WR

In two games - one with Oakland - caught nine passes for 116 yards.

### Tyrone Crawford - DT

Logged 10 stops, four quarterback pressures and two pass breakups in four games.

### Ezekiel Elliott - RB

In two games rushed 48 times for 262 yards and a touchdown. Also caught five passes for 30 yards.

### Byron Jones - CB

Made 10 stops and two pass breakups in two games.

### Chris Jones - P

In four games has a 46.8 gross average, a 43.5 net average with five punts downed inside the 20-yard line and a long punt of 60 yards.

### DeMarcus Lawrence - DE

Collected 2.0 sacks, 10 tackles, three tackles for loss, six pressures and a forced fumble in four games.

### Sean Lee - LB

Tallied eight tackles, two tackles for loss and a quarterback pressure in two games.

### Dak Prescott - QB

Is 1-1 as a starter in two games, completing 46-of-71 passes (64.8) for 528 yards with four touchdowns and two interceptions. Has also rushed for 42 yards and a touchdown on eight carries.

### Leighton Vander Esch - LB

In one game against Seattle (1/5/19) led the team in tackles with 12 stops along with a pressure and pass breakup.



## ALL-TIME WINNING TRADITION

The Dallas Cowboys own the league's highest all-time regular season winning percentage by current NFL teams:

### Highest Win Percentage - NFL Regular Season

Team	W	L	T	Pct.
<b>Dallas</b> .....	<b>512</b>	<b>380</b>	<b>6</b>	<b>.574</b>
Chicago .....	761	583	42	.566
Green Bay .....	743	571	38	.565
New England .....	500	391	9	.561
Miami .....	452	360	4	.557

Dallas' combined winning percentage of .573 in both the regular and postseasons is also tops in the league:

### Highest Win Percentage - NFL Regular Season & Postseason

Team	W	L	T	Pct.
<b>Dallas</b> .....	<b>547</b>	<b>407</b>	<b>6</b>	<b>.573</b>
Green Bay .....	777	593	38	.567
New England .....	534	411	9	.565
Chicago .....	778	602	42	.564
Miami .....	472	381	4	.553

\* Since 1972, ties have been calculated as half-win and half loss. Prior to 1972 tie games were ignored in calculating a team's winning percentage. Ties since 1972: Dallas (0), New England (0), Miami (1) Chicago (1), Green Bay (8).

## A WINNING TREND

The Dallas Cowboys are one-of-13 teams in the league with at least 500 regular season wins. Last season at the N.Y. Giants (12/10/17), Dallas became just the 12th team with 500 regular season wins. The Cowboys are currently 12th on the NFL's all-time regular season wins list:

Chicago	761	Detroit	559
Green Bay	743	Arizona	553
N.Y. Giants	692	San Francisco	532
Pittsburgh	623	Indianapolis	516
Washington	600	<b>Dallas</b>	<b>512</b>
Philadelphia	572	New England	500
LA Rams	568		

## GETTING TO FIVE HUNDRED

The Dallas Cowboys notched the franchise's 500th regular season win after a victory at the N.Y. Giants (12/10/17). Dallas reached that mark in 879 games, second-fastest all-time in NFL history only to Chicago's league-best 863 games. The win also served as Jerry Jones' 250th regular season win as the Dallas Cowboys Owner, President and General Manager:

### Fastest to 500 Wins (Regular Season) - NFL History

Team	Founded	500th Win	Gms	All-Time Win Total
Chicago .....	1920	11/17/85	863	761-583-42
<b>Dallas</b> .....	<b>1960</b>	<b>9/28/14</b>	<b>879</b>	<b>512-380-6</b>
New England .....	1960	12/30/18	900	500-391-9
San Francisco .....	1950	10/20/13	929	532-472-14
N.Y. Giants .....	1925	12/11/94	935	692-596-33
Indianapolis .....	1953	12/5/16	946	516-459-7
Green Bay .....	1921	11/13/94	962	743-571-38
L.A. Rams .....	1937	11/18/07	969	568-562-21
Washington .....	1932	9/12/04	979	600-590-28
Pittsburgh .....	1933	9/16/07	998	623-544-21
Philadelphia .....	1933	11/15/10	1,059	572-597-25
Detroit .....	1930	10/2/11	1,125	559-658-32
Arizona .....	1920	9/30/12	1,228	553-743-40

## 500 COMBINED WINS

With the win against New Orleans (9/28/14), the Dallas Cowboys earned their 500th team win (including postseason), becoming the 11th team in NFL history (now at 13 teams) to reach that mark. They did it in 880 games, the second-fastest team to reach that total:

### Fastest to 500 Wins (Reg. & Postseason) - NFL History

Team	Founded	500th Win	Gms	All-Time Win Total
Chicago .....	1920	11/17/85	870	778-602-42
<b>Dallas</b> .....	<b>1960</b>	<b>9/28/14</b>	<b>880</b>	<b>547-407-6</b>
New England .....	1960	12/4/16	911	534-411-9
San Francisco .....	1950	10/9/11	937	562-492-14
N.Y. Giants .....	1925	10/17/93	941	716-621-33
Indianapolis .....	1953	9/28/14	951	538-482-7
Green Bay .....	1921	10/10/93	960	777-593-38
Washington .....	1932	11/20/00	962	623-609-28
L.A. Rams .....	1937	12/5/04	964	587-587-21
Pittsburgh .....	1933	12/18/04	1,002	659-569-21
Philadelphia .....	1933	12/28/04	1,068	595-618-25
Detroit .....	1930	12/12/10	1,135	566-671-32
Arizona .....	1920	12/11/11	1,234	560-752-40

## THREE STRAIGHT WINNING SEASONS

With the Dallas Cowboys 10-6 finish in the 2018 regular season, it served as the 37th winning season in the franchise's 59 seasons since 1960 and its third consecutive winning season. Combined with the team's 9-7 finish in 2017 and 13-3 record in 2016, it marked the Cowboys longest streak since the franchise boasted five straight winning seasons from 2005-09.

Overall, it is the fourth time in team history that the Cowboys have posted a streak of at least three consecutive winning seasons, and it is the fourth-longest streak:

### Consecutive Winning Seasons - Dallas Cowboys

Streak	Seasons
20 .....	1966-85
6 .....	1991-96
5 .....	2005-09
<b>3 .....</b>	<b>2016-18</b>

## HEAD COACH WINS

With the team's 10-6 record in 2018, Dallas Cowboys Head Coach Jason Garrett's regular season record as the head coach of the Dallas Cowboys stands at 77-59 - the second-most wins all-time in team history:

### Most Regular Season Wins by a Cowboys Head Coach

Coach	Years	Won	Loss	Tied	Pct
Tom Landry .....	1960-88	250	162	6	.605
<b>Jason Garrett*</b> .....	<b>2010-18</b>	<b>77</b>	<b>59</b>	<b>0</b>	<b>.567</b>
Jimmy Johnson .....	1989-93	44	36	0	.550
Barry Switzer .....	1994-97	40	24	0	.625
Bill Parcells .....	2003-06	34	30	0	.531
Wade Phillips .....	2007-10	34	22	0	.607
Chan Gailey .....	1998-99	18	14	0	.563
Dave Campo .....	2000-02	15	33	0	.313

\*Record under Coach Garrett includes games as interim head coach in 2010 (5-3).

Following a victory in the 2018 Wild Card Game over Seattle, Garrett evened his postseason record at 2-2, good for the fourth-most wins by a head coach in postseason franchise history:

### Most Postseason Wins by a Cowboys Head Coach

Coach	Years	Won	Loss	Pct
Tom Landry .....	1960-88	20	16	.556
Jimmy Johnson .....	1989-93	7	1	.875
Barry Switzer .....	1994-97	5	2	.714
<b>Jason Garrett</b> .....	<b>2010-18</b>	<b>2</b>	<b>2</b>	<b>.500</b>
Wade Phillips .....	2007-10	1	2	.333
Chan Gailey .....	1998-99	0	2	.500
Bill Parcells .....	2003-06	0	2	.500
Dave Campo .....	2000-02	0	0	.000

## PLAYER HIGHLIGHTS VS. RAMS

### Tavon Austin - WR

Played five seasons with the St. Louis/Los Angeles Rams after they selected him in the first round (eighth overall) of the 2013 NFL Draft. Finished with 194 receptions for 1,689 yards and 12 touchdowns, 184 rushes for 1,238 yards and nine touchdowns. Also returned 25 kickoffs for 451 yards and returned 158 punts for 1,356 yards and three scores.

### Cole Beasley - WR

Has five receptions for 33 yards in three games.

### Tyrone Crawford - DL

In two games made four tackles, a tackle for loss and six quarterback pressures.

### Ezekiel Elliott - RB

In one game against Los Angeles (10/1/17) rushed 21 times for 85 yards and a touchdown. Also caught four passes for 54 yards and a touchdown.

### Chris Jones - P

In three games has a gross average of 46.0 and a net average of 39.7 on nine punts, with three downed inside the 20-yard line and a long of 55 yards.

### DeMarcus Lawrence - DE

Collected four tackles, a sack, a tackle for loss and two pressures in one game against Los Angeles (10/1/17).

### Sean Lee - LB

In two games made 16 stops and a tackle for loss.

### Dak Prescott - QB

Is 0-1 as a starter against Los Angeles (10/1/17) and has completed 20-of-36 passes for 252 yards with three touchdowns and an interception. Also rushed three times for 25 yards.

### Jaylon Smith - LB

In one game against Los Angeles (10/1/17) registered 13 tackles and a pressure.

## ALL-TIME STAT COMPARISON

There have been 25 regular season game between the Cowboys and Rams. Below is a look into the stats of the series:

### TEAM TOTALS

	<u>Cowboys</u>	<u>Rams</u>
Wins.....	13	12
Points.....	578	564
Total Net Yards .....	8,648	8,113
Net Rushing Yards .....	3,509	3,149
Net Passing Yards .....	5,139	4,964

### SINGLE-GAME TEAM-HIGHS

	<u>Cowboys</u>	<u>Rams</u>
Points.....	35 9/30/07	38 11/6/60
		38 12/15/80
Total Net Yards .....	502 9/30/07	517 12/15/80
Net Rushing Yards.....	294 10/23/11	281 11/6/60
Net Passing Yards .....	331 9/30/07	327 9/21/14

### SINGLE-GAME INDIVIDUAL HIGHS

#### Cowboys Rams

#### Passing Yards

343 - G. Hogeboom 9/30/84 341 - J. Everett 12/3/089

#### Rushing Yards

253 - D. Murray 10/23/11 160 - S. Jackson 10/19/08

#### Receiving Yards

184 - P. Crayton 9/30/07 238 - H. Jackson 10/14/73

## SERIES HISTORY

The Cowboys and Rams have squared off 33 times with Dallas holding a 17-16 series advantage. Below is a look at the results for each game of the series:

Date	Loc.	Dal	W/L	Score	Date	Loc.	Dal	W/L	Score
11/6/60	Dal	L		13-38	12/26/83\$	Dal	L		17-24
9/30/62	LA	W		27-17	9/3/84	LA	W		20-13
10/1/67	Dal	L		13-35	1/4/86*	LA	L		0-20
11/23/69	LA	L		23-24	12/7/86	LA	L		10-29
11/25/71	Dal	W		28-21	12/21/87	LA	W		29-21
10/14/73	LA	L		31-37	12/3/89	Dal	L		31-35
12/23/73*	Dal	W		27-16	11/18/90	LA	W		24-21
9/21/75	Dal	W		18-7	11/15/92	Dal	L		23-27
1/4/76**	LA	W		37-7	9/29/02	StL	W		13-10
12/19/76*	Dal	L		12-14	1/1/06	Dal	L		10-20
9/17/78	LA	L		14-27	9/30/07	Dal	W		35-7
1/7/79**	LA	W		28-0	10/19/08	StL	L		14-34
10/14/79	Dal	W		30-6	10/23/11	Dal	W		34-7
12/30/79*	Dal	L		19-21	9/22/13	Dal	W		31-7
12/15/80	LA	L		14-38	9/21/14	StL	W		34-31
12/28/80\$	Dal	W		34-13	10/1/17	Dal	L		30-35
10/18/81	Dal	W		29-17					

\$NFC Wild Card Game

\*NFC Division Playoff Game

\*\*NFC Championship Game

## INSIDE THE SERIES HISTORY

The rivalry between the Dallas Cowboys and Los Angeles Rams has been around since the Cowboys entrance in the league in 1960. The two teams have faced each other 33 times, including eight playoff games, since 1960:

### In the 33 games of the series there has been:

- \* Nineteen games decided by double-digits
- \* Ten games decided by three-or-more touchdowns
- \* Ten games decided by less than a touchdown
- \* Eight playoff games - four Dallas wins
- \* Two shutouts - One by Dallas (1/7/79) one against (1/4/86) - both playoff games
- \* Three games played in St. Louis - 12 in Los Angeles
- \* A 30-point win by Dallas (1/4/76) - biggest Cowboys win
- \* A 25-point loss by Dallas (11/6/60) - biggest Cowboys loss
- \* 752 points scored by Dallas, 679 allowed
- \* A combined total of 68 points (31-37, 10/14/73) - the most in the series
- \* A combined total of 20 points (0-20, 1/4/86) - the fewest in the series
- \* A Dallas home record of 9-9
- \* Dallas scoring 437 points and yielding 350 at home
- \* A Dallas road record of 8-7
- \* Dallas scoring 318 points and yielding 329 on the road

## 2018 STATISTICAL COMPARISON

(league regular season ranking)

	<u>Cowboys</u>	<u>Rams</u>
Record .....	10-6	13-3
Scoring Avg. (NFL rank) .....	21.2 (22)	32.9 (2)
Opp. Scoring Avg. (NFL rank).....	20.3 (6)	24.0 (20)
Total Off. (NFL rank) .....	343.8 (22)	421.1 (2)
Rushing Off. (NFL rank).....	122.7 (10)	139.4 (3)
Passing Off. (NFL rank) .....	221.1 (23)	281.7 (5)
Total Def. (NFL rank) .....	329.3 (7)	358.6 (19)
Rushing Def. (NFL rank).....	94.6 (5)	122.3 (23)
Passing Def. (NFL rank).....	234.7 (13)	236.3 (14)
Kickoff Return Avg. ....	21.8 (20)	21.4 (23)
Punt Return Avg. ....	5.7 (31)	10.2 (10)
Turnover Margin .....	+3 (12)	+11 (4)
Penalties.....	104	39
Penalty Yards .....	885	878
Opp. Penalties.....	89	99
Opp. Penalty Yards.....	681	852

## WILD, WILD WEST

The Dallas Cowboys hold a 102-74-2 record against teams from the NFC West, including a 17-16 record against the Los Angeles Rams.

Below is a look at Dallas' record against the West:

Dallas vs. NFC West					Current Streak
Team	W	L	T	Win%	
Arizona.....	56	32	1	.635	W1
Seattle.....	11	9	0	.550	W1
<b>LA Rams .....</b>	<b>17</b>	<b>16</b>	<b>0</b>	<b>.515</b>	<b>L1</b>
San Francisco.....	18	17	1	.513	W2
<b>Div. Totals .....</b>	<b>102</b>	<b>74</b>	<b>2</b>	<b>.579</b>	<b>W1</b>

## FIRST TIME...LAST TIME

The first time these two clubs met, the Dallas Cowboys were just seven weeks into their inaugural season still looking for their first win. The L.A. Rams came to town on Nov. 6, 1960 and handed Dallas a 38-13 loss in front of 16,00 fans.

The last time these two clubs met was during the 2017 season on Oct. 1. Dallas hosted Los Angeles at AT&T Stadium in front of 91,869 to witness Los Angeles come from behind down 24-16 in the first half to edge out the Cowboys 35-30 in the final two quarters.

## DATING GAME

This week's Divisional Playoff Game against the Los Angeles Rams is being played on Jan. 12. In the 58-plus years of Cowboys football, there has never been a game played on Jan. 12.

## SOLD OUT STADIUMS

The Cowboys have played in front of sold out stadiums in 469 of their last 471 games (including playoffs) and in 271 consecutive games. They played in front of sold out crowds in 153 consecutive games at Texas Stadium (including playoffs) - dating back to Dec. 16, 1990 against Phoenix, their last home non-sellout. Dallas opened what is now named AT&T Stadium with the largest crowd to witness a regular season NFL game with 105,121 tickets distributed and have 83 straight sellouts (including playoffs). The Cowboys have sold out each of their last 234 home games.

On the road, Dallas has played in front of sold out crowds in 134 straight games (including playoffs), dating back to its last road non-sellout - at Arizona (10/20/02).



## AT&T STADIUM RECORD WHEN...

In 2018 the Dallas Cowboys reached a milestone with their 10th season in what is now AT&T Stadium. This season the Cowboys finished the regular season 7-1 record at home - tied for the most wins and best record in a single season all-time at AT&T Stadium with the 2016 team.

Dallas' first game at the venue was on Sept. 20, 2009 - a 31-33 loss to the N.Y. Giants. The club's first win came a week later with a 21-7 decision over Carolina. Overall, Dallas owns a 44-36 regular season record - 3-1 postseason - and a 47-37 overall mark at home in AT&T Stadium. Below is a breakdown of the club's record on their home turf:

Regular season .....	44-36
Postseason .....	3-1
Overall .....	47-37

	Regular	Post
September .....	11-5	
October .....	8-11	
November .....	15-10	
December .....	8-9	
January .....	2-1	3-1

Playing at noon .....	14-8	
Playing at 3:30 .....	15-17	1-1
Playing in prime time.....	15-11	2-0

Thursday .....	6-5	
Saturday .....	0-2	2-0
Sunday .....	35-25	1-1
Monday .....	3-4	

Fully closed stadium .....	29-23	3-1
Fully open stadium.....	8-8	
Roof open, doors closed .....	2-4	
Roof closed, doors open .....	5-1	

Playing against the NFC East.....	16-14	1-0
Playing against the NFC (non-NFC East).....	16-14	2-1
Playing against the AFC.....	12-8	

Team-by-team							
Team	W	L	Pct	Team	W	L	Pct
Arizona.....	0	1	.000	New England .....	0	1	.000
Atlanta.....	1	1	.500	New Orleans.....	2	2	.500
Baltimore.....	1	0	1.000	N.Y. Giants.....	5	5	.500
Buffalo.....	1	0	1.000	N.Y. Jets.....	0	1	.000
Carolina.....	1	1	.500	Oakland.....	2	0	1.000
Chicago.....	1	2	.333	Philadelphia.....	4	6	.400
Cincinnati.....	1	0	1.000	Pittsburgh.....	1	0	1.000
Cleveland.....	1	0	1.000	San Francisco.....	0	1	.000
Denver.....	0	1	.000	Seattle.....	2	2	.500
Detroit.....	3	1	.750	Tampa Bay.....	3	0	1.000
Green Bay.....	0	2	.000	Tennessee.....	0	2	.000
Houston.....	1	0	1.000	Washington.....	7	3	.700
Indianapolis.....	1	0	1.000				
Jacksonville.....	1	1	.500	<b>Postseason</b>			
Kansas City.....	1	0	1.000	Detroit.....	1	0	1.000
LA/SD Chargers.....	0	2	.000	Green Bay.....	0	1	.000
LA/StL Rams.....	2	1	.667	Philadelphia.....	1	0	1.000
Miami.....	1	0	1.000	Seattle.....	1	0	1.000
Minnesota.....	1	0	1.000				

The Cowboys 7-1 home mark in 2018 tied the 2016 team for the best home record by a Cowboys team since the stadium opened in 2009:

### Most Single Season Wins at AT&T Stadium - Dallas Cowboys

Season	Wins	Consec. Wins	Home Record
2016.....	7	7	7-1
<b>2018.....</b>	<b>7</b>	<b>4</b>	<b>7-1</b>
2009.....	6	5	6-2
2011.....	5	4	5-3
2013.....	5	3	5-3

Dallas extended its home win streak to eight games from Sept. 25, 2016 through Sept. 10, 2017 to tie the fifth-longest home win streak in franchise history, longest at AT&T Stadium:

### Most Consecutive Home Wins - Dallas Cowboys

Consec. Wins	Dates
18.....	12/20/98 - 12/12/99
11.....	9/29/91 - 11/1/92
10.....	10/11/71 - 11/12/72
9.....	11/23/75 - 11/25/76
8.....	11/18/96 - 11/16/97
8.....	12/20/98 - 12/12/99
8.....	9/25/16 - 9/10/17





**Since the start of 2016, Dak Prescott is responsible for 17 total touchdowns (14 passing, three rushing) when the game is within seven points in the fourth quarter or overtime, tied with Russell Wilson and Drew Brees for the most in the NFL over that span.**  
*\*regular season only*

## DAK TO THE FUTURE

In his third pro season, Dak Prescott ranks sixth in passing yards (10,876), completions (975) and attempts (1,475), is tied for sixth in wins (32) and is seventh in passing touchdowns (67) in regular season team history:

### Dallas Cowboys All-Time QB Chart

WINS AS STARTER		PASSING YARDS	
Troy Aikman	94	Tony Romo	34,183
Roger Staubach	85	Troy Aikman	32,942
Tony Romo	78	Roger Staubach	22,700
Danny White	62	Danny White	21,959
Don Meredith	47	Don Meredith	17,199
Craig Morton	32	<b>Dak Prescott</b>	<b>10,876</b>
<b>Dak Prescott</b>	<b>32</b>		
ATTEMPTS		PASSING TOUCHDOWNS	
Troy Aikman	4,715	Tony Romo	247
Tony Romo	4,335	Troy Aikman	165
Roger Staubach	2,958	Danny White	155
Danny White	2,950	Roger Staubach	153
Don Meredith	2,308	Don Meredith	135
<b>Dak Prescott</b>	<b>1,475</b>	Craig Morton	80
		<b>Dak Prescott</b>	<b>67</b>
COMPLETIONS			
Troy Aikman	2,898		
Tony Romo	2,829		
Danny White	1,761		
Roger Staubach	1,685		
Don Meredith	1,170		
<b>Dak Prescott</b>	<b>975</b>		

## DAK'S RECORD WHEN...

Since taking over as Dallas' starting quarterback in 2016, Dak Prescott has compiled a 32-16 regular season record in 48 career starts, and is 1-1 in the postseason.

Below is a look at Prescott's record under several different circumstances:

	Regular	Post
Playing at home:	17-7	1-1
Playing on the road:	15-9	
Playing indoors:	17-8	1-1
Playing outdoors:	15-8	
Playing against the NFC East:	13-5	
Playing against the NFC (non-NFC East):	12-6	1-1
Playing against the AFC:	7-5	
Playing on artificial turf:	21-12	1-1
Playing on natural grass:	11-4	
Offense totals over 300 yards:	27-5	1-1
Throws for over 300 yards:	5-0	0-1
Throws for 200-299 yards:	21-8	1-0
Throws only one touchdown:	10-4	1-0
Throws more than one touchdown:	17-4	0-1
Completes 60.0%-or-more of his passes:	29-10	1-1
Throws no interceptions:	28-5	
Throws one interception:	2-4	1-1
Throws more than one interception:	2-7	
Records at least 100.0 passer rating:	23-1	0-1
Commits no turnovers:	25-1	
Sacked one time-or-less:	15-3	1-0
Sacked more than once:	17-13	0-1
September:	6-4	
October:	7-4	
November:	10-4	
December:	9-3	
January:	0-1	1-1

Team-by-team							
Team	W	L	Pct	Team	W	L	Pct
Arizona .....	1	0	1.000	Minnesota .....	1	0	1.000
Atlanta .....	1	1	.500	New Orleans....	1	0	1.000
Baltimore .....	1	0	1.000	N.Y. Giants.....	4	2	.667
Carolina .....	0	1	.000	Oakland .....	1	0	1.000
Chicago .....	1	0	1.000	Philadelphia....	4	2	.667
Cincinnati.....	1	0	1.000	Pittsburgh .....	1	0	1.000
Cleveland.....	1	0	1.000	San Francisco..	2	0	1.000
Denver .....	0	1	.000	Seattle .....	0	2	.000
Detroit .....	2	0	1.000	Tampa Bay.....	2	0	1.000
Green Bay .....	1	1	.500	Tennessee.....	0	1	.000
Houston .....	0	1	.000	Washington.....	5	1	.833
Indianapolis ..	0	1	.000				
Jacksonville ..	1	0	1.000	<b>Postseason</b>			
Kansas City ..	1	0	1.000	Green Bay.....	0	1	.000
LA Chargers.....	0	1	.000	Seattle.....	1	0	1.000
LA Rams .....	0	1	.000				

## DALLAS POSTSEASON PASSERS

In two postseason appearances, Dak Prescott is 1-1 as a starter and is already tied for the fifth-most passing touchdowns (four) and ranks sixth in completions (46) and is seventh in yards (528) and attempts (71):

Dallas Cowboys Postseason Passing Leaders - Yards									
Player	W-L	Att	Cmp	Pct	Yards	TD	Int	Rate	
Troy Aikman	11-5	502	320	63.7	3,849	23	17	88.3	
Roger Staubach	13-7	410	223	54.4	2,791	24	19	76.0	
Danny White	10-7	360	206	57.2	2,284	15	16	71.6	
Tony Romo	2-4	185	114	61.6	1,316	8	2	93.0	
Craig Morton	4-3	137	49	35.8	630	4	10	30.4	
Don Meredith	1-3	78	39	50.0	551	3	5	59.3	
<b>Dak Prescott</b>	<b>1-1</b>	<b>71</b>	<b>46</b>	<b>64.8</b>	<b>528</b>	<b>4</b>	<b>2</b>	<b>94.1</b>	

## PRESCOTT TARGETS

In the midst of his young career, Dak Prescott has completed 975-of-1,475 passes for 10,876 yards with 67 touchdowns in 48 regular season games played behind center. Below is a breakdown of Dak's targets by position and player:

Position Breakdown					
	Comp.	Yds	TD		
WR.....	564	7,060	47	RB.....	187
TE.....	213	2,130	13	FB.....	11
					63
					0

Player Breakdown by Completions					
Player	Com	Yds	TD	Player	Com
C. Beasley.....	174	1,774	12	L. Dunbar.....	13
E. Elliott.....	135	1,199	6	D. Schultz.....	12
J. Witten.....	131	1,223	7	N. Brown.....	9
D. Bryant.....	119	1,634	14	A. Morris.....	9
T. Williams.....	97	1,162	3	T. Austin.....	8
A. Cooper.....	53	725	6	K. Smith.....	8
M. Gallup.....	33	507	2	R. Switzer.....	5
G. Swaim.....	33	328	1	J. Hanna.....	4
B. Butler.....	30	533	6	R. Gathers.....	3
R. Smith.....	29	266	1	G. Escobar.....	3
B. Jarwin.....	27	307	3	L. Whitehead.....	2
A. Hurns.....	20	295	2	J. Olawale.....	2
D. Thompson.....	14	124	0	D. McFadden.....	2
					6
					0

Prescott has thrown 67 touchdown passes - good for seventh all-time in team history. Below is his individual touchdown totals:

Player	TDs	Player	TDs
Dez Bryant.....	14	Tavon Austin.....	2
Cole Beasley.....	12	Michael Gallup.....	2
Jason Witten.....	7	Allen Hurns.....	2
Brice Butler.....	6	Gavin Escobar.....	1
Amari Cooper.....	6	James Hanna.....	1
Ezekiel Elliott.....	6	Rod Smith.....	1
Blake Jarwin.....	3	Geoff Swaim.....	1
Terrance Williams.....	3		

*\*italics indicate current Cowboy*

## QB 1'S TOUCHDOWN BREAKDOWN

Dak Prescott has thrown 67 touchdown passes. Below is a look at Dak's touchdown totals by quarter, down and distance:

Quarter	Down	Distance
1st Quarter ... 10	1st Down ..... 22	0-9 Yards.....23
2nd Quarter .... 24	2nd Down ..... 25	10-19 Yards.....17
3rd Quarter .... 11	3rd Down ..... 19	20-29 Yards.....12
4th Quarter .... 20	4th Down ..... 1	30-39 Yards.....5
OT ..... 2		40-49 Yards.....2
		50+ Yards.....8

## QB WINS

In three seasons as the starting quarterback of the Dallas Cowboys, Dak Prescott has proven to be a winner, as his 32 victories are already tied for the sixth-most in team history. He has had a winning record in each of his first three seasons, as his 13 wins in 2016 were the most by a rookie quarterback in NFL history, followed up by a 9-7 record in 2017 and a 10-6 mark in 2018. Overall, Prescott's 32 wins are the second-most behind only Tom Brady in the NFL from 2016-18:

### Most Wins by Starting QB - NFL, 2016-18

Player	Wins
Tom Brady, NE.....	35
<b>Dak Prescott, Dal.....</b>	<b>32</b>

Prescott's 32 wins are also tied for the fifth-most victories by an NFL quarterback in his first three seasons in league history:

### Most Wins by Starting QB - NFL, First Three Seasons

Player	Wins
Russell Wilson.....	36
Dan Marino.....	33
Andrew Luck.....	33
Matt Ryan.....	33
Joe Flacco.....	32
<b>Dak Prescott.....</b>	<b>32</b>

## QB'S MULTIPLE TDS

In seven games in 2016, Dak Prescott tossed at least two touchdown scores to tie for fourth by a rookie in NFL history. He had six multi-touchdown passing games in 2018, and currently his 21 games are tied for sixth in franchise history for the most career games with at least two touchdown passes:

### Multiple-touchdown games - Cowboys Career

Player	Games	Player	Games
Tony Romo.....	79	Don Meredith.....	41
Roger Staubach.....	48	Craig Morton.....	21
Danny White.....	44	<b>Dak Prescott.....</b>	<b>21</b>
Troy Aikman.....	43		

Prescott also notched four games with three-plus touchdown passes in 2016 that tied the most by a rookie quarterback in NFL history. It also tied the eighth-most in the NFL in 2016 by any league quarterback.

After four more in 2017, and two in 2018, he has 10 in total to tie for fifth on the team's all-time three-touchdown games list:

### Three-touchdown games - Cowboys Career

Player	Games	Player	Games
Tony Romo.....	40	Don Meredith.....	14
Danny White.....	20	Troy Aikman.....	10
Roger Staubach.....	17	<b>Dak Prescott.....</b>	<b>10</b>

## QB RATINGS AT 100.0

Dak Prescott established the most games with a 100.0 rating by a Cowboys quarterback in a season in team history with 11:

### Most Games with 100.0 QB Rating - Dallas Cowboys Season

Player	Games	Season
<b>Dak Prescott*</b> .....	<b>11</b>	<b>2016</b>
Tony Romo.....	10	2007
Tony Romo.....	10	2014

*\*denotes rookie*

Prescott had eight games in 2018, and his 24 total games with at least a 100.0 rating are tied for fifth all-time in team history:

### Games with 100.0 QB Rating - Cowboys Career

Player	Games	Player	Games
Tony Romo.....	67	Danny White.....	33
Troy Aikman.....	44	Craig Morton.....	24
Roger Staubach.....	37	<b>Dak Prescott.....</b>	<b>24</b>

Prescott's 24 games with at least a 100.0 rating are also tied with Russell Wilson (2012-14) for the most games by a quarterback in his first three seasons in NFL history:

### Most Games with 100.0 QB Rating - NFL, First Three Seasons

Player	Games	Seasons
Russell Wilson.....	24	2012-14
<b>Dak Prescott.....</b>	<b>24</b>	<b>2016-18</b>
Dan Marino.....	19	1983-85
Carson Palmer.....	19	2004-06
Joe Flacco.....	19	2008-10

## QB RECORD SETTER

Dak Prescott has established numerous records in each of his three seasons since becoming the quarterback of the Dallas Cowboys in 2016. He continued as a record-setter during his third season under center, setting the following records in 2018:

### Dak Prescott QB Records Set - 2018

Team Record Set	Total
Started 16 Games in each of First 3 Seasons.....	
Most Wins by a QB in First Three Career Seasons.....	32
Most Game Winning Drives, First 3 Seasons.....	14 <sup>^</sup>
3,000 Pass Yds in First Three Career Seasons.....	2
22 Passing TDs in First Three Career Seasons.....	3
20 Pass TDs & 5 Rush TDs in Each of First 3 Seasons .	<sup>^</sup>
Most Career Games w/2 Pass TDs & 1 Rush TD .....	7
Most Completions, Single Game.....	42
Most Passing First Downs, Single Game.....	23*
Most Rush Attempts by a QB, Single Season.....	75
Most Rush TDs by a QB in a Single Season.....	6*

*<sup>^</sup>indicates NFL record*

*\*indicates tied team record*

## DAKOTA THE DUDE

Dak Prescott had a career-year in 2018, establishing single-season bests in attempts (526), completions (356) and passing yards (3,885). Additionally, his completions were the second-most in team history, his completion percentage (67.7) was fourth, his attempts were fifth, passing yards were sixth and quarterback rating was eighth (96.9) all-time:

Dallas Cowboys Single Season Passing Leaders - Yards									
Player	Season	Att	Cmp	Pct	Yds	TD	Int	Rate	
Tony Romo	2012	648	425	65.6	4,903	28	19	90.5	
Tony Romo	2009	550	347	63.1	4,483	26	9	97.6	
Tony Romo	2007	520	335	64.4	4,211	36	19	97.4	
Tony Romo	2011	522	346	66.3	4,184	31	10	102.5	
Danny White	1983	533	334	62.7	3,980	29	23	85.6	
<b>Dak Prescott</b>	<b>2018</b>	<b>526</b>	<b>356</b>	<b>67.7</b>	<b>3,885</b>	<b>22</b>	<b>8</b>	<b>96.9</b>	

## DAK-TO-DAK-TO-DAK 3K

Against Philadelphia (12/9), Dak Prescott reached 3,000 passing yards on the season. He became the fifth Dallas quarterback to pass for 3,000 yards in at least three seasons. Additionally, he became the third quarterback - fourth time - to reach that mark in at least three consecutive seasons in team history:

Most Seasons w/at least 3,000 Passing Yds - Dallas Cowboys			
Player	Total	Consec.	
Tony Romo	7	4 (2011-14), 3 (07-09)	
Troy Aikman	5	3 (1995-97), 2 (92-93)	
Danny White	4	2 (1980-81)	
Roger Staubach	3	2 (1978-79)	
<b>Dak Prescott</b>	<b>3</b>	<b>3 (2016-18)</b>	

Prescott also became the first quarterback in franchise history to pass for at least 3,000 yards in each of his first three pro seasons, and the 10th signal caller in NFL history to do so.

## IN HIS EARLY TWENTIES

At the N.Y. Giants (12/30), Dak Prescott topped 22 passing touchdowns on the season - tying his 2017 season for the second-most of his career. By doing so, he joined Tony Romo as only the second quarterback in team history to accumulate 20 passing touchdowns in three consecutive seasons. He is now tied for the third-most seasons with at least 20 touchdowns:

Most Seasons with at least 20 Passing TDs - Dallas Cowboys			
Player	Total	Consec.	
Tony Romo	7	4 (2011-14), 3 (07-09)	
Danny White	4	2 (1980-81)	
<b>Dak Prescott</b>	<b>3</b>	<b>3 (2016-18)</b>	
Don Meredith	3	2 (1965-66)	
Roger Staubach	3	2 (1978-79)	
Troy Aikman	1		
Drew Bledsoe	1		
Craig Morton	1		

Prescott also became only the third player in NFL history - first Cowboy - to throw for at least 22 touchdowns in each of his first three seasons.

### NFL QB with at least 22 Pass TDs in First Three Seasons

Player	Seasons
Peyton Manning	3, 1998-00
Andrew Luck	3, 2012-14
<b>Dak Prescott</b>	<b>3, 2016-18</b>

## THE FINISHER

Dating back to his rookie season in 2016, Dak Prescott has proven himself to be strong in the clutch late-game moments. Since the start of 2016, Dak is responsible for 17 total touchdowns when the game is within seven points in the fourth quarter or overtime, tied for the most in the NFL over that span:

### Most TDs in the 4th Qtr & OT, +/- 7 Points - NFL, 2016-18

Player	Pass Yds	Pass TD	Rush Yds	Rush TD	Total Yds	Total TD
<b>D. Prescott, Dal</b>	<b>2,047</b>	<b>14</b>	<b>97</b>	<b>3</b>	<b>2,144</b>	<b>17</b>
R. Wilson, Sea	2,075	17	255	0	2,330	17
D. Brees, NO	1,617	13	5	4	1,622	17
D. Carr, Oak	1,870	16	4	0	1,874	16
M. Ryan, Atl	1,919	15	43	1	1,962	16

## FOURTH QUARTER WINS

Since taking over as the Dallas Cowboys starting quarterback during the 2016 season, Dak Prescott has engineered his share of fourth quarter wins for the club. Included in his 32 regular season wins as a starter are nine occasions in which he led the team to victory when the club was tied or trailing in the fourth quarter or overtime. Prescott's nine wins are the fifth-most by a Dallas signal caller, with five of those wins coming as a rookie in 2016 and four this season:

Most 4th Quarter/OT Wins - Dallas Cowboys QBs			
Quarterback	Wins	Quarterback	Wins
Tony Romo	24	Danny White	11
Troy Aikman	15	<b>Dak Prescott</b>	<b>9</b>
Roger Staubach	13		

Below is a look at each of Prescott's nine games in which the game was tied or the team trailed to pull out the win and his 4th quarter/OT stats:

Date	Opp	Score	Time Left	Att	Com	Yds	TD	Int	Final Score
9/18/16	@Was	20-23	15:00	7	6	66	0	0	27-23
10/30/16	PHI*	13-23	7:48	20	11	135	2	0	29-23
11/13/16	@Pit	29-30	0:42	11	10	83	0	0	35-30
12/1/16	@Min	7-9	14:11	4	2	26	1	0	17-15
12/18/16	TB	17-20	15:00	6	6	41	0	0	26-20
9/30/18	DET	23-24	2:17	11	7	99	0	0	26-24
11/18/18	@Atl	19-19	1:52	6	4	45	0	0	22-19
12/9/18	PHI*	23-23	1:39	12	11	94	1	0	29-23
12/30/18	@NYG	28-32	3:21	10	5	78	1	0	36-35

*\*italics indicate overtime and are reflected in the stats totals*

Prescott has also secured 14 game-winning drives in his career to tie for fourth all-time:

### Most Career Game Winning Drives - Dallas Cowboys QB

Player	Drives
Tony Romo	29
Roger Staubach	21
Troy Aikman	20
Danny White	14
<b>Dak Prescott</b>	<b>14</b>

Amongst all NFL quarterbacks, Prescott owns the most game-winning drives from 2016-18:

### Most Game-Winning Drives - NFL QB, 2016-18

Player	Drives
<b>Dak Prescott, Dal</b>	<b>14</b>
Drew Brees, NO	13
Matthew Stafford, Det	13

Additionally, Prescott's 14 game-winning drives are the most by any NFL QB in his first three seasons to start a career, since 1970:

### Most Game-Winning Drives - NFL QB, 1st Three Seasons

Player	Drives
<b>Dak Prescott, Dal</b>	<b>14</b>
Matt Ryan, Atl	13
Derek Carr, Oak	12
Russell Wilson, Sea	12

## POSTSEASON QB HEROICS

In the Wild Card Playoff Game against Seattle (1/5/19), Dak Prescott recorded his first career postseason 4th quarter comeback and game-winning drive to become the fifth Dallas quarterback to accomplish both feats in a postseason game:

### Most Postseason 4th Quarter Comeback Wins - Cowboys QB

Player	Wins
Roger Staubach	2
Troy Aikman	1
<b>Dak Prescott</b>	<b>1</b>
Tony Romo	1
Danny White	1

### Most Postseason Game Winning Drives - Cowboys QB

Player	Drives
Roger Staubach	2
Danny White	2
Troy Aikman	1
<b>Dak Prescott</b>	<b>1</b>
Tony Romo	1



## THROWING BOMBS

Against Washington (11/22) Dak Prescott connected with Amari Cooper in the third quarter for a 90-yard touchdown pass. It was the longest pass of Prescott's career, the second-longest pass play by any quarterback/receiver duo in the NFL this season and tied the third-longest forward pass in franchise history:

### Longest Forward Pass - 2018 NFL, Single Game

Player	Opp	Date	Long Pass
B. Roethlisberger, Pit.	@Den	11/25/18	97 (TD)
<b>D. Prescott, Dal</b>	<b>vs. Was</b>	<b>11/22/18</b>	<b>90 (TD)</b>
N. Mullens, SF	vs. Den	12/9/18	85 (TD)
C.J. Beathard, SF	@ LAC	9/30/18	82 (TD)
C. Newton, Car	@ Det	11/18/18	82

### Longest Forward Pass - Dallas Cowboys, Single Game

QB/Receiver	Opp	Date	Long Pass
Meredith/Hayes	@Was	11/13/66	95 (TD)
Staubach/Dorsett	vs. Bal	9/4/78	91 (TD)
Aikman/Harper	@SF	11/13/94	90
Aikman/Tucker	vs. NYG	1/2/00	90 (TD)
<b>Prescott/Cooper</b>	<b>vs. Was</b>	<b>11/22/18</b>	<b>90 (TD)</b>

Prescott was one of only five quarterbacks in the NFL with at least two long throws of 75-plus yards in 2018, joining Ben Roethlisberger (four), and is tied for the second-most with Nick Mullens (two) and Matt Ryan (two):

### Multiple Long Passes of at least 75-plus Yards - NFL 2018

Player	Long Passes of 75+
Ben Roethlisberger, Pit.	4
<b>Dak Prescott, Dal</b>	<b>2</b>
Patrick Mahomes, KC	2
Nick Mullens, SF	2
Matt Ryan, Atl	2

## PASS 4 1ST

Dak Prescott notched a career-high 23 passing first downs against Philadelphia (12/9). That number also tied Tony Romo for the most by a Cowboys quarterback in a single game:

### Most Passing First Downs - Dallas Cowboys, Single Game

Player	Passing 1st Downs	Opp/Date
Tony Romo	23	@ NYG, 12/6/09
<b>Dak Prescott</b>	<b>23</b>	<b>vs. Phi, 12/9/18</b>

Prescott's 23 passing first downs also tied the second-most by any NFL signal caller in a single game in 2018:

### Most Passing First Downs - Dallas Cowboys, Single Game

Player	Passing 1st Downs	Opp/Date
Ben Roethlisberger, Pit	25	vs. KC, 9/16/18
<b>Dak Prescott, Dal</b>	<b>23</b>	<b>vs. Phi, 12/9/18</b>
Andrew Luck, Ind	23	vs. Hou, 9/30/18
Philip Rivers, LAC	23	vs. KC, 9/9/18
Aaron Rodgers, GB	23	@ Det, 10/7/18
Deshaun Watson, Hou	23	@ Ind, 9/30/18
Jameis Winston, TB	23	@ Atl, 10/14/18

## EIGHTEEN-IN-A-ROW

Against New Orleans (11/29) Dak Prescott completed 18 straight passes to establish a career-best and notch the second-longest streak by a Cowboys signal caller in franchise history:

### Consecutive Passes Completed - Dallas Cowboys

Player	Consecutive Completions	Date
Brandon Weeden	21	11/2/14-9/13/15
<b>Dak Prescott</b>	<b>18</b>	<b>11/29/18</b>
Tony Romo	16	12/21/14
<b>Dak Prescott</b>	<b>16</b>	<b>12/18/16-12/26/16</b>

## RAYNE MAN

Rayne Dakota "Dak" Prescott has proven to be a threat with his feet during his young career, and in his second season, his six rushing touchdowns tied the most by an NFL quarterback in 2017. Additionally, his 29 first downs were third and his single-season quarterback franchise record 357 rushing yards were fifth.

In 2018 Prescott finished second in the NFL in rushing scores (six), eighth in rushing first downs (25) and ninth in rushing yards (305) amongst NFL quarterbacks:

### 2018 NFL Rushing TD Leaders - QB

Player	Att	Yards	Avg	Long	TD	1st
J. Allen, Buf	89	631	7.1	45	8	41
<b>D. Prescott, Dal</b>	<b>75</b>	<b>305</b>	<b>4.1</b>	<b>28</b>	<b>6</b>	<b>25</b>
L. Jackson, Bal	147	695	4.7	39	5	45
D. Watson, Hou	99	551	5.6	34	5	33
C. Newton, Car	101	488	4.8	29	4	36
D. Brees, NO	31	22	0.7	11	4	11

Prescott has notched 18 rushing scores since his rookie season, most by any NFL quarterback from 2016-18:

### Most Rush TDs - NFL QB, 2016-18

Player	Rush TDs
<b>Dak Prescott, Dal</b>	<b>18</b>
Cam Newton, Car	15
Tyrod Taylor, Buf/Cle	11

Overall, Prescott is second in rushing scores (18), fourth in rushing yards (944) and fifth in carries (189) amongst Cowboys quarterbacks all-time:

### All-Time Dallas Cowboys QB Career Rushing Leaders - Yards

Player	Att	Yards	Avg	Long	TD
Roger Staubach	410	2,264	5.5	33	20
Don Meredith	242	1,216	5.0	28	15
Troy Aikman	327	1,016	3.1	25	9
<b>Dak Prescott</b>	<b>185</b>	<b>944</b>	<b>5.1</b>	<b>28</b>	<b>18</b>

Prescott has set various rushing records by a Cowboys QB:

### Dak Prescott QB Records - Rushing

Team Record Set	Total	Year
Rush Yards by a QB, Single Season	357	2017
Rush TDs by a QB, Single Season	6	16-18
Rush Atts by a QB, Single Season	75	2018
Rush Atts by a Rookie QB, Single Season	57	2016

## TDS BY LAND AND AIR

Dak Prescott owns a franchise-best seven career games with at least two passing touchdowns and one rushing touchdown:

### Most Games w/2-Plus Pass TDs & 1 Rush TD - Dallas Cowboys

Player	Games
<b>Dak Prescott</b>	<b>7</b>
Roger Staubach	6
Don Meredith	4

On the league level, Prescott's seven games are the most by any quarterback over the last three seasons:

### Most Games w/2-Plus Pass TDs & 1 Rush TD - NFL 2016-18

Player	Games
<b>Dak Prescott, Dal</b>	<b>7</b>
Cam Newton, Car	5
Four QBs	4

Prescott also posted 13 career games with at least one passing touchdown and one rushing touchdown for the second-most by a player in his first three seasons in NFL history:

### Most Games w/Pass TDs & a Rush TD - NFL QB, First 3 Yrs

Player	Games
Cam Newton	20
<b>Dak Prescott</b>	<b>13</b>



**Ezekiel Elliott finished 2018 with 2,001 scrimmage yards in 15 games - second in the NFL - to become the fourth player in NFL history with at least 1,900 scrimmage yards in two of his first three seasons (Eric Dickerson, Edgerrin James, LaDainian Tomlinson).**

**2K**

## KING EZEKIEL

After leading the league in rushing as a rookie in 2016, Ezekiel Elliott finished 10th in the NFL in 2017 despite missing six games. He once again led the NFL in rushing in 2018:

### 2018 NFL Rushing Yards Leaders

Player	Att	Yards	Avg	Lng	YPG	TD
<b>Ezekiel Elliott, Dal</b> .....	<b>304</b>	<b>1,434</b>	<b>4.7</b>	<b>41</b>	<b>95.6</b>	<b>6</b>
Saquon Barkley, NYG .....	261	1,307	5.0	78t	81.7	11
Todd Gurley, LAR .....	256	1,251	4.9	36	89.4	17
Joe Mixon, Cin .....	237	1,168	4.9	51	83.4	8
Chris Carson, Sea .....	247	1,151	4.7	61	82.2	9

Elliott became the 11th player, fifth since the merger, in NFL history (second Dallas Cowboy) to win the league rushing title at least twice in his first three seasons:

### Rushing Titles in at least Two of First Three Seasons - NFL

Player	Seasons	Player	Seasons
Byron White, Pit/Det ..	1938, 40	Earl Campbell, Hou ...	1978-80
Bill Dudley, Pit.....	1942, 46	Eric Dickerson, LAR ..	1983-84
Bill Paschal, NYG ....	1943, 44	Emmitt Smith, Dal.....	1991-92
Jim Brown, Cle.....	1957-59	Egerrin James, Ind ....	1999-00
Cookie Gilchrist, Buf ..	1962, 64	<b>Ezekiel Elliott, Dal....</b>	<b>2016, 18</b>
Jim Nance, Bos .....	1966-67		

In team history, Elliott became only the second Cowboy to win the rushing title in multiple seasons, joining Emmitt Smith (four):

### Dallas Cowboys Rushing Title Winners

Player	Season	Yards
Emmitt Smith .....	1991	1,563
Emmitt Smith .....	1992	1,713
Emmitt Smith .....	1993	1,486
Emmitt Smith .....	1995	1,773
DeMarco Murray .....	2014	1,845
<b>Ezekiel Elliott .....</b>	<b>2016</b>	<b>1,631</b>
<b>Ezekiel Elliott.....</b>	<b>2018</b>	<b>1,434</b>

## THE BOOK OF EZEKIEL

For only the second time in franchise history, the Dallas Cowboys used a top-five pick on a running back when they chose Ezekiel Elliott out of Ohio State with the fourth overall selection in the 2016 NFL Draft. Dallas selected Tony Dorsett with the second pick in the 1977 NFL Draft.

After earning the NFL's rushing title as a rookie in 2016 with 1,631 yards, Elliott finished 10th in 2017 with 983 yards before once again leading the league in rushing in 2018 with 1,434 yards.

In his first season, Elliott produced seven 100-yard rushing games - most by a Cowboys rookie, tied for seventh by a league rookie all-time and tied for the most in the NFL in 2016. He added five more 100-yard outings in 2017, and with seven in 2018, he owns 19 for his career to tie for third all-time in team history.

Dallas is 16-3 when Elliott tops 100 yards on the ground:

### Ezekiel Elliott 100-yard Rush Games

(19 total)

Yds	Opp	W/L	Date	Yds	Opp	W/L	Date
159 .....	TB	W	12/18/16	<b>121.....</b>	<b>WAS</b>	<b>W</b>	<b>11/22/18</b>
157 .....	@GB	W	10/16/16	<b>122.....</b>	<b>@Atl</b>	<b>W</b>	<b>11/18/18</b>
<b>152 .....</b>	<b>DET</b>	<b>W</b>	<b>9/30/18</b>	116.....	GB	L	10/8/17
<b>151 .....</b>	<b>@Phi</b>	<b>W</b>	<b>11/11/18</b>	114.....	@Pit	W	11/13/16
150 .....	@Was	W	10/29/17	<b>113.....</b>	<b>PHI</b>	<b>W</b>	<b>12/9/18</b>
147 .....	@SF	W	10/22/17	107.....	@NYG	L	12/11/16
140 .....	CHI	W	9/25/16	104.....	NYG	W	9/10/17
138 .....	@SF	W	10/2/16	<b>106.....</b>	<b>JAX</b>	<b>W</b>	<b>10/14/18</b>
134 .....	CIN	W	10/9/16	103.....	@Phi	W	12/31/17
<b>127 .....</b>	<b>@Sea</b>	<b>L</b>	<b>9/23/18</b>				

### Most Career 100-Yard Rushing Games - Dallas Cowboys

#### Player 100-Yard Games

Emmitt Smith .....	76
Tony Dorsett.....	43
DeMarco Murray .....	19
<b>Ezekiel Elliott.....</b>	<b>19</b>

Elliott set a franchise rookie record with 12 games of 20-plus carries, which was also the most by any NFL rusher in 2016. He added nine games in 2017, and had seven in 2018 to boast 28 career games with 20-plus carries - with Dallas 22-6 during those contests:

### Ezekiel Elliott 20-plus Carry Games

(28 total)

Opp	Date	Att	Yds	W/L	Opp	Date	Att	Yds	W/L
@Was.	10/19/17	33	150	W	<b>JAX.....</b>	<b>10/14/18</b>	<b>24</b>	<b>106</b>	<b>W</b>
CHI .....	9/25/16	30	140	W	@SF .....	10/2/16	23	138	W
GB .....	10/8/17	29	116	L	TB .....	12/18/16	23	159	W
@GB.....	10/16/16	28	157	W	<b>@Atl ...</b>	<b>11/18/18</b>	<b>23</b>	<b>122</b>	<b>W</b>
<b>PHI.....</b>	<b>12/9/18</b>	<b>28</b>	<b>113</b>	<b>W</b>	<b>NO .....</b>	<b>11/29/18</b>	<b>23</b>	<b>76</b>	<b>W</b>
@SF .....	10/22/17	26	147	W	PHI.....	10/30/16	22	96	W
KC.....	11/5/17	27	93	W	@Ari ...	9/25/17	22	80	W
@Phi....	12/31/17	27	103	W	@Was.9/18/16	21	83	W	
<b>WAS ...</b>	<b>11/22/18</b>	<b>26</b>	<b>121</b>	<b>W</b>	@Pit....	11/13/16	21	114	W
<b>DET ....</b>	<b>9/30/18</b>	<b>25</b>	<b>152</b>	<b>W</b>	LAR.....	10/1/17	21	85	L
BAL.....	11/20/16	25	97	W	NYG.....	9/11/16	20	51	L
@NYG..	12/11/16	24	107	L	WAS ...	11/20/16	20	97	W
NYG....	9/10/17	24	104	W	@Min ..	12/1/16	20	86	W
SEA.....	12/24/17	24	97	L	<b>@Hou. 10/7/18</b>	<b>20</b>	<b>54</b>	<b>L</b>	

## KEEP IT '100'

Ezekiel Elliott topped the 100-yard rushing mark five times in 2017 to tie the third-most by an NFL rusher. In 2018 he tied for the most 100-yard games with seven:

### Most 100-Yard Rushing Games - NFL 2018

#### Player Games

<b>Ezekiel Elliott, Dal.....</b>	<b>7</b>
Saquon Barkley, NYG.....	7
Chris Carson, Sea .....	6
Todd Gurley, LAR.....	6
James Conner, Pit .....	5

Elliott has posted 19 games with at least 100 rushing yards over the past three seasons - most in the NFL during that time:

### Most 100-Yard Rushing Games - NFL, 2016-18

#### Player Games

<b>Ezekiel Elliott, Dal.....</b>	<b>19</b>
Jordan Howard, Chi .....	14
Todd Gurley, LAR.....	12
LeSean McCoy, Buf .....	12

## ZEKE & DESTROY

Ezekiel Elliott is a focal point of the Dallas Cowboys offense. His career-high 2,001 total scrimmage yards (1,434 rush; 567 receiving) were tops on the team and second in the NFL in 2018. His 133.4 scrimmage yards-per-game led the league:

### 2018 Scrimmage Yards Leaders - NFL

Player	Rush	Rec	Total	YPG
Saquon Barkley, NYG	1,307	721	2,028	126.8
<b>Ezekiel Elliott, Dal</b>	<b>1,434</b>	<b>567</b>	<b>2,001</b>	<b>133.4</b>
Christian McCaffrey, Car.	1,098	867	1,965	122.8
Todd Gurley, LAR	1,251	580	1,831	130.8
Julio Jones, Atl	12	1,677	1,689	105.6

Elliott's 2,001 scrimmage yards in 2018 rank fifth all-time in single-season team history, and he is the fourth player - fifth time - in team history to reach 2,000 yards in a season:

### Scrimmage Yards Leaders - Dallas Cowboys, Single Season

Player	Rush	Rec	Total	YPG
DeMarco Murray, 2014	1,845	416	2,261	141.3
Emmitt Smith, 1995	1,773	375	2,148	134.3
Emmitt Smith, 1992	1,713	335	2,048	128.0
Herschel Walker, 1988	1,514	505	2,019	126.2
<b>Ezekiel Elliott, 2018</b>	<b>1,434</b>	<b>567</b>	<b>2,001</b>	<b>133.4</b>

Elliott established a career-high with 240 total scrimmage yards (152 rush; 88 receiving) against Detroit (9/30). It was the seventh-most yards from scrimmage by a Dallas Cowboy - fourth-highest by a running back - and was the highest output in a single game by any NFL player in 2018.

Three of his top-five career performances in scrimmage yards have come this season:

### Most Yards From Scrimmage - Single Game, Ezekiel Elliott

Opp	Date	Rush	Rec	Total
DET	9/30/18	152	88	240
@SF	10/22/17	147	72	219
@Pit	11/13/16	114	95	209
@Atl	11/18/18	122	79	201
PHI	12/9/18	113	79	192

Elliott had two games with at least 200 scrimmage yards in 2018, the most by any NFL player this season and tied for the most by a player in a single-season in team history:

### Most Games w/200-Plus Scrmg. Yds - Dallas, Single Season

Player	Games	Season
Herschel Walker	2	1986
Emmitt Smith	2	1993
DeMarco Murray	2	2014
<b>Ezekiel Elliott</b>	<b>2</b>	<b>2018</b>

Elliott owns four career games with at least 200 yards from scrimmage, tied for the most by a player in team history:

### Most Games With 200-Plus Scrimmage Yards - Dallas Cowboys

Player	Games
Emmitt Smith	4
DeMarco Murray	4
<b>Ezekiel Elliott</b>	<b>4</b>

Elliott was the first player in the NFL in 2018 to post 200 yards from scrimmage, and he has the most games with 200-plus scrimmage yards over the last three seasons:

### Most Games With 200-Plus Scrimmage Yards - NFL, 2016-18

Player	Games
<b>Ezekiel Elliott, Dal</b>	<b>4</b>
Jay Ajayi, Mia/Phi	3
Todd Gurley, LAR	3

Elliott has compiled 29 games with 100-plus yards from scrimmage over the last three seasons - most in the NFL:

### Most 100-Yard Games from Scrimmage - NFL, 2016-18

Player	Games
<b>Ezekiel Elliott, Dal</b>	<b>29</b>
Todd Gurley, LAR	22

Elliott also owns a league-best 36 games with at least 85 scrimmage yards over the same time period in the NFL:

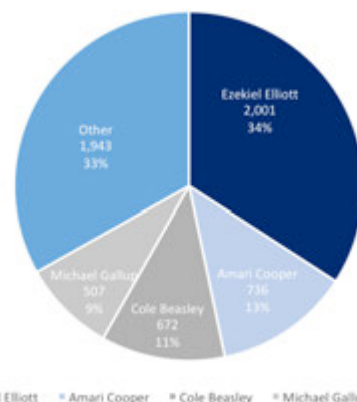
### Most 100-Yard Games from Scrimmage - NFL, 2016-18

Player	Games
<b>Ezekiel Elliott, Dal</b>	<b>36</b>
Todd Gurley, LAR	29

## DIVIDING UP THE OFFENSIVE PIE

In 2018 the Dallas Cowboys offense compiled 5,859 gross yards. Of that offensive pie, Ezekiel Elliott took up a sizeable portion of Dallas' offense. In fact, his 2,001 yards were equivalent to 34 percent of the Cowboys offensive output:

### Dallas Cowboys Offensive Breakdown - 5,859 Gross Yards



## HE CAN RUN AND CATCH, TOO

Ezekiel Elliott posted his fifth career game with at least 100 rushing yards and 50 receiving yards against Philadelphia (12/9) to establish the club record for the most in franchise history:

### Most Games w/at least 100 Rush Yds & 50 Rec. Yds - Cowboys

Player	Games
<b>Ezekiel Elliott</b>	<b>5</b>
Tony Dorsett	4
Herschel Walker	4
Emmitt Smith	4

His five career games with at least 100 rushing yards and 50 receiving yards are also the most by any league rusher since he entered the NFL in 2016.

Elliott reached another milestone against Philadelphia (12/9), becoming only the second player in team history with 1,000 rushing yards and 500 receiving yards in a single season, joining Herschel Walker (1988):

### 1,000 Rush Yds & 500 Rec. Yds - Dallas Cowboys, Single Season

Player	Season	Rush	Rec	Total
Herschel Walker	1988	1,514	505	2,019
<b>Ezekiel Elliott</b>	<b>2018</b>	<b>1,434</b>	<b>567</b>	<b>2,001</b>

Against Tampa Bay (12/23), Elliott became only the fifth player in NFL history with at least 4,000 rushing yards and 1,000 receiving yards in his first three seasons

### 4,000 Rush Yds & 1,000 Rec. Yds - NFL, 1st Three Seasons

Player	Seasons	Rush	Rec	Total
Ottis Anderson	1979-81	4,333	1,003	5,336
Barry Sanders	1989-91	4,322	1,069	5,391
LaDainian Tomlinson	2001-03	4,564	1,581	6,145
Chris Johnson	2008-10	4,598	1,008	5,606
<b>Ezekiel Elliott</b>	<b>2016-18</b>	<b>4,048</b>	<b>1,199</b>	<b>5,247</b>

## RELIABLE TARGET

Ezekiel Elliott set career-highs in receiving this season with a team-leading 77 receptions for 567 yards (second on the team) and three touchdowns (second). Elliott's 77 receptions were the most all-time by a Dallas running back - first time a running back has led the team in receptions since Richie Anderson in 2003 - while his 567 yards were fourth and his three touchdowns tied for sixth:

### Most Receptions by a RB - Dallas Cowboys, Single Season

Player	Receptions	Season
<b>Ezekiel Elliott</b>	<b>77</b>	<b>2018</b>
Herschel Walker	76	1986
Ron Springs	73	1983

### Most Receiving Yards by a RB - Dallas Cowboys, Single Season

Player	Rec. Yds	Season
Herschel Walker	837	1986
Herschel Walker	715	1987
Ron Springs	589	1983
<b>Ezekiel Elliott</b>	<b>567</b>	<b>2018</b>

Among NFL running backs in 2018, Elliott ranked fifth in receptions, eighth in receiving yards and tied for 12th in touchdowns.



## PLAYOFF RUSH

With two playoff games under his belt, Ezekiel Elliott ranks ninth in rushing yards (262) and carries (48):

### Dallas Cowboys Postseason Rushing Leaders - Yards

Player	Att	Yards	Avg	TD
Emmitt Smith	349	1,586	4.5	19
Tony Dorsett	302	1,383	4.6	9
Robert Newhouse	174	651	3.7	3
Duane Thomas	130	518	3.9	4
Walt Garrison	126	493	3.9	0
Roger Staubach	76	432	6.7	0
Calvin Hill	90	335	3.7	2
Don Perkins	66	284	4.3	3
<b>Ezekiel Elliott</b>	<b>48</b>	<b>262</b>	<b>5.5</b>	<b>1</b>

## KEEP IT '100'...IN THE POSTSEASON

Ezekiel Elliott registered his second career - second consecutive - 100-yard rushing game in the playoffs against Seattle (1/5/19) and is tied for the third-most in team postseason history:

### Most Postseason 100-Yard Rushing Games - Dallas Cowboys

Player	Games
Emmitt Smith	7
Tony Dorsett	3
Duane Thomas	2
<b>Ezekiel Elliott</b>	<b>2</b>
Seven players	1

Elliott currently owns a streak of two games with 100 rushing yards following his 137 yards against Seattle (1/5/19) to tie the second-longest postseason streak in team history:

### Consecutive Postseason Games w/100 Rush Yards - Dallas

Player	Games	Dates
Emmitt Smith	3	1/10/93; 1/17/93; 1/31/93
Duane Thomas	2	12/26/70; 1/3/1971
<b>Ezekiel Elliott</b>	<b>2</b>	<b>1/15/17; 1/5/19</b>

## TWO-HAND TOUCH

Ezekiel Elliott produced a high usage rate in 2018, as the running back totaled 381 total touches (304 rush; 77 rec) - good for seventh-most in team history:

### Most Offensive Touches - Dallas Cowboys, Single Season

Player	Season	Rush	Rec	Total
DeMarco Murray	2014	392	57	449
Emmitt Smith	1995	377	62	439
Emmitt Smith	1992	373	59	432
Emmitt Smith	1994	368	50	418
Emmitt Smith	1991	365	49	414
Herschel Walker	1988	361	53	414
<b>Ezekiel Elliott</b>	<b>2018</b>	<b>304</b>	<b>77</b>	<b>381</b>

## 'EZE' DOES IT

Ezekiel Elliott gathered 95 total first downs (73 rush; 22 receiving) to lead the Cowboys and rank second in the NFL. Elliott was first in rushing first downs:

### Leaders in First Downs - NFL

Player	Rush	Rec	Total
Todd Gurley, LAR	70	26	96
<b>Ezekiel Elliott, Dal</b>	<b>73</b>	<b>22</b>	<b>95</b>
Christian McCaffrey, Car	53	41	94
Alvin Kamara, NO	57	31	88
Andre Hopkins, Hou	0	81	81
Julio Jones, Atl	1	80	81

## GIVE THEM 100

The Dallas Cowboys offense has put a premium on its rushing attack, and since 2011, the unit has logged the most games with a 100-yard rusher in the NFL:

### Most Games with a 100-Yard Rusher - NFL, 2011-18

Team	Games
<b>Dallas</b>	<b>47</b>
Seattle	45
Houston	39

During this time, Dallas has boasted five different rushers to reach the century mark from 2011-18, with DeMarco Murray and Ezekiel Elliott (both with 19 games) leading the way.

## RUSHING TO THE TOP

Over the last few seasons, the Dallas Cowboys have established an identity on offense with their rushing attack, finishing second in the NFL in rushing yards-per-game in three of the last four seasons (2014, 2016, 2017). In 2018 Dallas ranked 10th:

### 2018 NFL Team Rushing Leaders - Yards-Per-Game

Team	Att	Yds	Avg	TD	Yds/Gm
Seattle	534	2,560	4.8	15	160.0
Baltimore	547	2,441	4.5	19	152.6
L.A. Rams	459	2,231	4.9	23	139.4
Carolina	416	2,136	5.1	17	133.5
New England	478	2,037	4.3	18	127.3
New Orleans	471	2,025	4.3	26	126.6
Tennessee	454	2,023	4.5	15	126.4
Houston	472	2,021	4.3	12	126.3
Buffalo	468	1,984	4.2	15	124.0
<b>Dallas</b>	<b>439</b>	<b>1,963</b>	<b>4.5</b>	<b>13</b>	<b>122.7</b>

## BIG-PLAY RUNS

On the season, Ezekiel Elliott logged 41 "big-play" runs of 10-plus yards - most in the NFL:

### Most Big Play Runs - 2018 NFL

Player	10+ Runs
<b>Ezekiel Elliott, Dal</b>	<b>41</b>
Todd Gurley, LAR	35

Since entering the league in 2016, Elliott has posted the most "big-play" runs of 10-plus yards over the last three seasons:

### Most Big Play Runs - 2016-18, NFL

Player	10+ Runs
<b>Ezekiel Elliott, Dal</b>	<b>110</b>
Jordan Howard, Chi	93

The Dallas Cowboys have made big-play runs of 10-plus yards a staple of their rushing attack, as the team finished in the top-five in three of the last four seasons (2017-4th; 2016-2nd; 2014-5th).

In 2018 Dallas' 61 "big-play runs" tied for seventh in the NFL:

### 2018 Big Rush Plays, 10+ Yards - NFL

Team	10+ Yd Runs
Seattle	77
Carolina	69
Baltimore	64
L.A. Rams	64
New England	64
L.A. Chargers	62
<b>Dallas</b>	<b>61</b>
Tennessee	61

## OFFICIAL TIMEKEEPERS OF THE NFL

Over the last few seasons, the Dallas Cowboys offense has made time of possession a focal point, as the unit has finished in the top-two in clock management in two of the last four seasons (2014 - 1st, 32:26; 2016 - 2nd, 31:41).

Dallas continued its trend in 2018, as the offensive unit ranked eighth in the NFL with a 31:00 mark:

### Highest Time of Possession - NFL, 2016

Team	Avg. Poss. Time
Baltimore	32:17
Philadelphia	32:03
Chicago	31:48
New Orleans	31:39
Detroit	31:24
Seattle	31:15
New England	31:05
<b>Dallas</b>	<b>31:00</b>

The unit logged a team-record (since 1981) 45:33 mark, including overtime, against Philadelphia (12/9). The previous record was 43:43 against Philadelphia (10/16/83).



**74%**

Since Amari Cooper's trade to Dallas in Week 9, he has converted 39-of-53 receptions for a first down, which at 74% ranks sixth in the NFL over his time with the Cowboys.

\*min 35 receptions since Week 9

## THE AMARI EFFECT

After trading for Amari Cooper with the Oakland Raiders on Oct. 22 for a first round draft choice in 2019, the Dallas Cowboys saw immediate results. In nine games after acquiring Cooper, the former fourth overall pick in the 2015 NFL Draft, he tied for the fourth-most receiving first downs (39) and fourth-most receiving touchdowns (six), had the eighth-most receptions (53) and ninth-most receiving yards (725) to lead the team and rank amongst the top-10 of all NFL wide receivers from Weeks 9-17:

### NFL WR Receiving Leaders - Week 9-17

Player	GP	Tgt	Rec	Yds	Avg	Lng	TD	1st
T.Y. Hilton, Ind	8	73	50	917	18.3	68t	2	38
Julio Jones, Atl	9	89	60	865	14.4	37	8	42
JuJu Smith-Schuster, Pit	9	97	65	832	12.8	97t	5	39
DeAndre Hopkins, Hou	8	85	62	783	12.6	45t	5	43
Tyreek Hill, KC	8	72	43	774	18.0	73t	5	30
Mike Evans, TB	9	71	40	754	18.9	64	4	33
Antonio Brown, Pit	8	88	58	745	12.8	78t	7	36
Michael Thomas, NO	9	83	67	736	11.0	72t	5	40
<b>Amari Cooper, Dal</b>	<b>9</b>	<b>76</b>	<b>53</b>	<b>725</b>	<b>13.7</b>	<b>90t</b>	<b>6</b>	<b>39</b>

On third downs, Cooper's 13 first downs and 17 receptions were second, while his two touchdowns tied for fourth and his 169 receiving yards are good for seventh during Weeks 9-17:

### 2018 3rd Down Rec. Leaders, NFL - 1st Downs, Week 9-16

Player	Tgt	Rec	Yds	Avg	Lg	TD	1st
Michael Thomas, NO	23	18	228	12.7	72t	1	14
<b>Amari Cooper, Dal</b>	<b>23</b>	<b>17</b>	<b>189</b>	<b>11.1</b>	<b>40t</b>	<b>2</b>	<b>13</b>
Davante Adams, GB	20	13	241	18.5	57	1	12

## OFFENSIVE PLAYER OF THE WEEKS

Following his performances in Week 12 against Washington (11/22 - eight receptions for 180 yards and two touchdowns) and Week 14 against Philadelphia (12/9 - 10 receptions for 217 yards and three touchdowns), Amari Cooper was named as the NFC Offensive Player of the Week. It was Cooper third career OPOTW award, following one with the Oakland Raiders, and the first time Dallas has had a player win NFC Offensive Player of the Week honors twice in the same season since Tony Romo in 2007.

## THAT'S AMARI!

The Dallas offense made considerable strides since the team traded for Amari Cooper on Oct. 22:

(Chart reflects stats and rankings in seven games before trade for Cooper and stats in nine games with Cooper)

	Before	After
Record	3-4	7-2
Scoring Avg. (NFL rank)	20.0 (26)	22.1 (19)
Total Off. (NFL rank)	320.0 (28)	362.3 (15)
Rushing Off. (NFL rank)	136.9 (4)	111.7 (14)
Passing Off. (NFL rank)	183.1 (29)	250.7 (11)
Third Down Pct. (NFL rank)	31.9 (30)	48.4 (1)

The trade has also vastly improved Cooper's 2018 season numbers since it happened:

(Chart reflects stats and rankings in six games played before trade and stats in nine games played after trade)

	Before	After
Games Played/Games Started	6/6	9/9
Receptions (NFL rank)	22 (64t)	53 (11)
Receiving Yards (NFL rank)	280 (58)	725 (10)
Receiving Touchdowns (NFL rank)	1 (82t)	6 (4t)
Receiving First Downs (NFL rank)	14 (52t)	39 (4t)

## FLYING THE COOP

Amari Cooper set career-highs against Philadelphia with 217 receiving yards and three touchdowns on 10 receptions (tied for third in his career) and for the second time of the season was named NFC Offensive Player of the Week for Week 14. His 217 receiving yards were the most by any NFL receiver in 2018, and the most since Julio Jones logged 253 yards against Tampa Bay (11/26/17).

His previous season-high came a few weeks prior against Washington (11/22) when he led the team with eight receptions for 180 yards and two touchdowns. Cooper's 180 receiving yards were the most by a Cowboys receiver on Thanksgiving Day, and were the most by a Cowboys receiver at the time since Dez Bryant had 224 against New Orleans (12/23/12). He was named the NFC's Offensive Player of the Week for Week 12 for his performance.

### 2018 NFL Single-Game Receiving Yards Leaders

Player	Opp	Date	Rec	Yds	Avg	Lg	TD
<b>Cooper, Dal</b>	<b>vs. Phi</b>	<b>12/9/18</b>	<b>10</b>	<b>217</b>	<b>21.7</b>	<b>75t</b>	<b>3</b>
Hill, KC	@LAR	11/19/18	10	215	21.5	73t	2
Thomas, NO	vs. LAR	11/4/18	12	211	17.6	72t	1
Kittle, SF	vs. Den	12/9/18	7	210	30.0	85t	1
Hilton, Ind	@ Hou	12/9/18	9	199	22.1	60	0

Cooper also became only the third player in team history with 200-plus receiving yards and three scores in a single game, and the first NFL receiver to do so since Andre Johnson in 2013:

### Players with 200 Rec. Yards & 3 TDs - Cowboys, Single Game

Player	Opp	Date	Rec	Yds	Avg	Lg	TD
Frank Clarke	vs. Was	9/16/62	10	241	24.1	58t	3
Michael Irvin	vs. Pho	9/29/92	8	210	26.3	87t	3
<b>Cooper, Dal</b>	<b>vs. Phi</b>	<b>12/9/18</b>	<b>10</b>	<b>217</b>	<b>21.7</b>	<b>75t</b>	<b>3</b>

## HE DID A COMPLETE 180...TWICE

With a 180-yard performance against Washington (11/22), and a 217-yard performance against Philadelphia (12/9), Amari Cooper became only the third player in team history to post two games with at least 180 receiving yards in a single season, and the first to do it since the 1996 season:

### Most Games w/at least 180+ Rec. Yards - Cowboys, Single Season


Player	Games	Season
Bob Hayes	2	1966
Michael Irvin	2	1996
<b>Amari Cooper</b>	<b>2</b>	<b>2018</b>

Cooper also became the fifth player to post at least 180 receiving yards in two-or-more games in a Cowboys career, and is tied for the third-most games:

### Most Games w/at least 180+ Rec. Yards - Dallas Cowboys, Career

Player	Games
Bob Hayes	4
Michael Irvin	3
Frank Clarke	2
Tony Hill	2
<b>Amari Cooper</b>	<b>2</b>





**Leighton Vander Esch finished 2018 with 176 tackles, the most by a Cowboys rookie in franchise history. His 2018 total also is the fourth-highest tackle tally by any Dallas defender, as far back as coaches film since 1977.**

## TACKLE LIKE A ROOKIE

The Dallas Cowboys used their 2018 first round draft selection (19th overall) on Boise State linebacker Leighton Vander Esch. Vander Esch became the first rookie in team history to lead the team in tackles (since 1977) with 176 stops while starting 11-of-16 games played. He is only the sixth rookie to reach 100 tackles in a season - and registered the highest total by a rookie in a single season, dating back to 1977 when the stat started to be tracked by Dallas coaches film:

Most Tackles By a Cowboys Rookie - Single Season, Since 1977		
Player	Tackles	Season
<b>Leighton Vander Esch, LB</b>	<b>176</b>	<b>2018</b>
Dexter Coakley, LB	136	1997
Roy Williams, S	127	2002

His 2018 total also is the fourth-most tackle tally by any Dallas defender, as far back as coaches film since 1977:

Most Tackles - Dallas Cowboys Single Season, Since 1977		
Player	Tackles	Season
Eugene Lockhart	222	1989
Bradie James	202	2008
Bradie James	181	2009
<b>Leighton Vander Esch, LB</b>	<b>176</b>	<b>2018</b>

Vander Esch led or tied the team lead in tackles in 10 games this season, and notched double-digit stops in 11 games. He totaled 18 stops to tie the second-most tackles by a rookie against Houston (10/7), then set the record with 19 tackles at Philadelphia (11/11):

Most Tackles by a Cowboys Rookie - Single Game, Since 1983					
Player	Opp	Date	ST	AT	TT
<b>Leighton Vander Esch, LB...</b>	<b>@Phi</b>	<b>11/11/18</b>	<b>15</b>	<b>4</b>	<b>19</b>
Anthony Hitchens, LB	@STL	9/21/14	12	6	18
<b>Leighton Vander Esch, LB...</b>	<b>@Hou</b>	<b>10/7/18</b>	<b>12</b>	<b>6</b>	<b>18</b>
<b>Leighton Vander Esch, LB... TB</b>	<b>TB</b>	<b>12/23/18</b>	<b>14</b>	<b>4</b>	<b>18</b>

Vander Esch has also showed abilities as a playmaker, as he has picked off two passes on the season to tie for the team lead. His two picks tied for the second-most picks by a rookie linebacker in team history.

## LVE DEFENSIVE ROOKIE OF THE MONTH

Dallas Cowboys sensational linebacker Leighton Vander Esch has asserted himself as a force for the defense. During the month of November, Vander Esch tallied a team-high 63 tackles - including double-digit stops in four-of-five games - two tackles for loss, two quarterback pressures and six pass deflections, according to coaches film. For his efforts, he was named as the NFL's Defensive Rookie of the Month for November.

Vander Esch became only the third rookie in franchise history to earn the award, and the first since Demarcus Ware in 2005:

NFL Defensive Rookie of The Month - Dallas Cowboys		
Player	Month	Season
Dexter Coakley (LB)	October	1997
DeMarcus Ware (LB)	October	2005
<b>Leighton Vander Esch (LB)</b>	<b>November</b>	<b>2018</b>

He was also named as the NFC's Defensive Player of the Week for Week 10 at Philadelphia (11/11/18) after setting a Cowboys rookie record for tackles with 19 stops against the Eagles along with a tackle for loss, a breakup and his first career interception. It was the first time a Dallas player has been named NFC Defensive POTW since David Irving at Green Bay (10/16/16).

## TRIPLE-DIGIT TACKLE BROS

The Dallas Cowboys defense boasted two players over the tackle century mark. Rookie Leighton Vander Esch led the defense with a franchise rookie record 176 stops - fourth-most by any Dallas defender - while Jaylon Smith was second on the team with a career-high 150. It is the first time Dallas has had at least two defenders with over 100 tackles in a season since 2016 when the unit finished with four players over the century mark:

Dallas Cowboys Tackle Leaders - 2018 Season			
Player	ST	AT	TT
Leighton Vander Esch	125	51	176
Jaylon Smith	101	49	150

## TOP-TEN D

The defense of the Dallas Cowboys announced its presence to the NFL in 2018, limiting its opponents to 329.3 yards-per-game, good for the seventh-fewest in the league:

2018 NFL Team Defense - YPG			
Team	Rush	Passing	Total
Baltimore	82.9	210.0	292.9
Buffalo	114.9	179.2	294.1
Chicago	80.0	219.7	299.7
Minnesota	113.4	196.3	309.7
Jacksonville	116.9	194.6	311.4
Pittsburgh	96.1	231.1	327.2
<b>Dallas</b>	<b>94.6</b>	<b>234.7</b>	<b>329.3</b>

## POINTS HARD TO COME BY

The Cowboys defense limited opposing offenses to 20.3 points-per-game (316 points) in 2018 to rank sixth in the league:

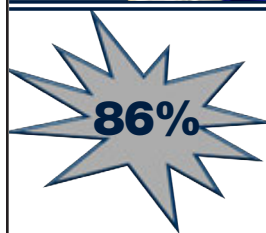
Fewest Points Allowed - 2018 NFL Defense		
Team	Points	PPG
Chicago	283	17.7
Baltimore	287	17.9
Tennessee	303	18.9
Houston	316	19.8
Jacksonville	316	19.8
<b>Dallas</b>	<b>324</b>	<b>20.3</b>

## RED DEFENSE REDEMPTION

The Cowboys defense took a stand in defending its endzone. In 2018 the unit placed seventh in the redzone, allowing only 25 touchdowns in 49 offensive appearances (51.0):

Red Zone TD Efficiency Rate - NFL Defense 2018							
Team	Poss.	Pts	TD	TD%	FG	Scores	Pct
Philadelphia	56	238	25	44.6	23	48	85.7
Tennessee	47	191	21	44.7	15	36	76.6
Minnesota	49	220	22	44.9	21	43	87.8
Seattle	51	224	25	49.0	17	42	82.4
Chicago	40	176	20	50.0	13	33	82.5
L.A. Chargers	50	216	25	50.0	15	40	80.0
<b>Dallas</b>	<b>49</b>	<b>224</b>	<b>25</b>	<b>51.0</b>	<b>17</b>	<b>42</b>	<b>85.7</b>





**Brett Maher went six-of-seven (85.7%) from 50-plus yards in his first NFL season, which is the second-highest percentage in a kicker's first season since the 1970 NFL Merger.**

*\*minimum five attempts of 50+ yards*

## BRETT 'MONEY' MAHER

The Dallas Cowboys made the decision to go with first-year pro Brett Maher at kicker in 2018. Maher connected on 29-of-36 this season for the seventh-most field goals made in the NFL:

2018 Kicking Leaders - Field Goals Made			
Player	FGM	FGA	PCT
Ka'imi Fairbairn, Hou.....	37	42	88.1
Justin Tucker, Bal.....	35	39	89.7
Robbie Gould, SF.....	33	34	97.1
Jason Myers, NYJ.....	33	36	91.7
Aldrick Rosas, NYG.....	32	33	97.0
Mason Crosby, GB.....	30	37	81.1
<b>Brett Maher, Dal.....</b>	<b>29</b>	<b>36</b>	<b>80.6</b>

## FIELD GOALS FOR FOUR

For the second time this season, Brett Maher tallied four field goals, this time against Jacksonville (10/14). He also hit on all four field goal tries against Detroit (9/30). Maher is tied for the second-most games with four-or-more field goals in a season in team history (six players, eight times). Richie Cunningham had three games in 1997.

Additionally, Maher's two career games with four field goals are already tied for fifth among all Cowboys kickers:

Most Games with 4+ Field Goals - Dallas Cowboys, Career		
Player	Games	Years
Dan Bailey.....	10	2011-17
Chris Boniol.....	4	1994-96
Richie Cunningham.....	3	1997-99
Eddie Murray.....	3	1993, 99
Billy Cundiff.....	2	2002-05
Nick Folk.....	2	2007-09
Toni Fritsch.....	2	1971-73, 75
Roger Ruzek.....	2	1987-99
Rafael Septien.....	2	1978-86
<b>Brett Maher.....</b>	<b>2</b>	<b>2018</b>

## NO PROBLEM FROM FIFTY

In the win over Jacksonville (10/14), Brett Maher went four-of-four on field goal tries, including converting two from 50-or-more. It marked the seventh time in franchise history a kicker hit multiple 50-yard field goals. Dan Bailey did it five times (last vs. Seattle, 12/24/17) and Eddie Murray did it once:

Games with 2+ 50-Yard Field Goals - Dallas Cowboys					
Player	Date	Opp	FGM	FGA	LNG
Eddie Murray.....	12/12/93	@ Min	2	2	52
Dan Bailey.....	9/15/13	@ KC	2	2	53
Dan Bailey.....	10/27/13	@ Det	2	2	53
Dan Bailey.....	12/15/13	GB	2	2	50
Dan Bailey.....	9/11/16	NYG	2	2	56
Dan Bailey.....	12/24/17	SEA	2	2	51
<b>Brett Maher.....</b>	<b>10/14/18</b>	<b>JAX</b>	<b>2</b>	<b>2</b>	<b>55</b>

On the season, Maher was six-of-seven on field goals from 50-yards-or-more - tied for the most in the NFL in 2018, and tied for the most by a Cowboys kicker in team single-season history:

Most 50-Yard FGs - Dallas Cowboys, Single Season				
Player	Season	FGM	FGA	Pct
Dan Bailey.....	2013	6	7	85.7
<b>Brett Maher.....</b>	<b>2018</b>	<b>6</b>	<b>7</b>	<b>85.7</b>

## HOW ABOUT FROM SIXTY?

Brett Maher made history against Philadelphia (12/9), connecting on a franchise-record 62-yard field goal at the end of the second quarter. It served as the longest in team history, as the previous Cowboys best was a 56-yard field goal (four players), and tied the seventh-longest field goal made (tied for third-longest by yardage) in NFL history:

Longest Field Goal Made - NFL, Single Game		
Player	FG Long	Opp/Date
Matt Prater, Den.....	64	vs. Ten, 12/8/13
Tom Dempsey, NO.....	63	vs. Det, 11/8/70
Jason Elam, Den.....	63	vs. Jax, 10/25/98
Sebastian Janikowski, Oak.....	63	@ Den, 9/12/11
David Akers, SF.....	63	@ GB, 9/9/12
Graham Gano, Car.....	63	vs. NYG, 10/7/18
Matt Bryant, TB.....	62	vs. Phi, 10/22/06
Stephen Gostkowski, NE.....	62	@ Oak, 11/19/17
<b>Brett Maher, Dal.....</b>	<b>62</b>	<b>vs. Phi, 12/9/18</b>

## LONG BALL BRETT

Following a 59-yard field goal against Tampa Bay (12/23), and coupled with his franchise-long 62-yarder against Philadelphia (12/9), Brett Maher now owns both of the longest field goals made in team history:

Longest Field Goal Made - Dallas Cowboys, Single Game		
Player	FG Long	Opp/Date
<b>Brett Maher.....</b>	<b>62</b>	<b>vs. Phi, 12/9/18</b>
<b>Brett Maher.....</b>	<b>59</b>	<b>vs. TB, 12/23/18</b>
Billy Cundiff.....	56	vs. Det, 11/20/05
Dan Bailey.....	56	@ Sea, 10/12/14
Dan Bailey.....	56	vs. NYG, 9/11/16
Dan Bailey.....	56	@ Den, 9/17/17

## THE PUNT-ISHER

Dallas Cowboys punter Chris Jones serves as a weapon in the kicking game, and for his career he boasts a 44.9 gross average and a net average of 40.5, with 164 punts downed inside the 20-yard line - good for third all-time in team history.

Jones is third all-time amongst NFL punters in percentage of punts downed inside the 20-yard line (min. 100 punts) at 40.10%:

Punts Downed Inside the Opp 20-Yard Line - NFL History				
Player	Years	Punts	In20	In20%
Jordan Berry <sup>^</sup> , Pit.....	2015-18	254	107	42.13
Dustin Colquitt <sup>^</sup> , KC.....	2005-18	1,076	441	40.99
<b>Chris Jones<sup>^</sup>, Dal.....</b>	<b>2011-18</b>	<b>409</b>	<b>164</b>	<b>40.10</b>
Johnny Hekker <sup>^</sup> , LAR.....	2012-18	542	217	40.04
Matt Bosher <sup>^</sup> , Atl.....	2011-18	480	188	39.17

<sup>^</sup> indicates active player  
% Min. 100 punts

# ★ DALLAS COWBOYS 2018 STATISTICS ★

## Game 16

### RESULTS AND ATTENDANCE (10-6)

L	9/9	at Carolina	8-16	74,532
W	9/16	N.Y. GIANTS	20-13	90,512
L	9/23	at Seattle	13-24	69,047
W	9/30	DETROIT	26-24	90,155
L	10/7	at Houston (OT)	16-19	72,008
W	10/14	JACKSONVILLE	40-7	90,767
L	10/21	at Washington	17-20	66,301
	10/28	BYE		
L	11/5	TENNESSEE	14-28	90,466
W	11/11	at Philadelphia	27-20	69,696
W	11/18	at Atlanta	22-19	74,447
W	11/22	WASHINGTON	31-23	92,076
W	11/29	NEW ORLEANS	13-10	93,004
W	12/9	PHILADELPHIA (OT)	29-23	93,127
L	12/16	at Indianapolis	0-23	66,654
W	12/22	TAMPA BAY	27-20	92,851
W	12/30	@ N.Y. Giants	36-35	77,750

### SCORE BY QUARTERS

	1	2	3	4	OT	T
Cowboys	76	77	63	117	6	339
Opponents	24	90	79	128	3	324

### RUSHING

	ATT	YDS	AVG	LG	TD
Elliott	304	1,434	4.7	41	6
Prescott	75	305	4.0	28	6
R. Smith	44	127	2.9	14	1
Austin	6	55	9.2	18	0
D. Jackson	6	16	2.7	4	0
J. Lewis	2	12	6.0	7	0
A. Cooper	1	11	11.0	11	0
Heath	1	3	3.0	3	0
Cowboys	439	1,963	4.5	41	13
Opponents	400	1,513	3.8	68	12

### RECEIVING

	REC	YDS	AVG	LG	TD
Elliott	77	567	7.4	38t	3
Beasley	65	672	10.3	32t	3
Cooper	53	725	13.7	90t	6
Gallup	33	507	15.4	49t	2
Jarwin	27	307	11.4	39t	3
Swaim	26	242	9.3	43	1
Hurns	20	295	14.8	49	2
Thompson	14	124	8.9	15	0
Schultz	12	116	9.7	17	0
R. Smith	9	60	6.7	14	0
Austin	8	140	17.5	64t	2
N. Brown	5	54	10.8	22	0
Gathers	3	45	15.0	32	0
T. Williams	2	18	9.0	12	0
Olawale	2	13	6.5	10	0
Cowboys	356	3,885	10.9	90t	22
Opponents	367	3,984	10.9	53t	22

### INTERCEPTIONS

	NO	YDS	AVG	LG	TD
Vander Esch	2	56	28.0	28	0
X. Woods	2	15	7.5	15	0
J. Heath	1	49	49.0	49	0
Lawrence	1	13	13.0	13	0
Lewis	1	7	7.0	7	0
A. Brown	1	1	1.0	1	0
Awuzie	1	0	0.0	0	0
Cowboys	9	141	15.7	49	0
Opponents	8	77	9.6	29	0

### PUNTING

	NO	YDS	AVG	TB	20	LG	BL	NET
C. Jones	60	2,670	44.5	2	17	63	0	39.6
Cowboys	60	2,670	44.5	2	17	63	0	39.6
Opps	64	2,856	44.6	6	32	61	0	40.9

### PUNT RETURNS

	NO	YDS	AVG	FC	LG	TD
Beasley	11	61	5.5	18	14	0
Austin	10	58	5.8	7	22	0
Cowboys	21	119	5.7	25	22	0
Opponents	30	254	8.5	16	30	0

KICKOFF RETURNS	NO	YDS	AVG	LG	TD
Thompson	6	147	24.5	35	0
D. Jackson	4	90	22.5	27	0
J. Lewis	2	38	19.0	19	0
Beasley	1	8	8.0	8	0
Cowboys	13	283	21.8	35	0
Opponents	25	662	26.5	44	0

FIELD GOALS	11-19	20-29	30-39	40-49	50+
Maher	0-0	10-10	6-8	7-11	6-7
Cowboys	0-0	10-10	6-8	7-11	6-7
Opponents	1-1	10-11	7-7	7-8	2-3

Maher: (47WR);(37,29);(50,35);(32,43,22,38);(27,43,48);(50,46,32,55);(47,52LU);(38WR);(25,31,42WR);(21,50,42);(28);(26,46);(28,45WR,62,21);(48B; (59,20);(34WR).  
Opp: (27);(28,38);(47);(33);(48WL,20,21,19,36); (21,25);(28LU);(56,26);(41,45,53,21);(31);(33);(26); (43,44,23);(37,45,52WR);(48,38).

SCORING	R	P	RT	2	PAT	FG	S	TP
Maher	0	0	0	0	32/33	29/36	0	119
Elliott	6	3	0	0	0/0	0/0	0	54
Prescott	6	0	0	1	0/0	0/0	0	38
Cooper	0	6	0	0	0/0	0/0	0	36
Beasley	0	3	0	0	0/0	0/0	0	18
Jarwin	0	3	0	0	0/0	0/0	0	18
Gallup	0	2	0	1	0/0	0/0	0	14
Austin	0	2	0	0	0/0	0/0	0	12
Hurns	0	2	0	0	0/0	0/0	0	12
J. Smith	0	0	1	0	0/0	0/0	0	6
R. Wmth	1	0	0	0	0/0	0/0	0	6
Swaim	0	1	0	0	0/0	0/0	0	6
Cowboys	13	22	1 #	2	32/33	29/36	0	339
Opponents	12	22	1 *	0	31/33	27/30	0	324

\*P. Smith 1-yd fumble return at WAS 10/21  
#J. Smith 69-yd fumble return vs. TB 12/23

2-pt Conversions: Dallas 2/2, Opponents 1/2

**Sacks:** Lawrence 10.5; Gregory, 6.0; T. Crawford 5.5; J. Smith 4.0; M. Collins 3.0; A. Brown 2.0; A. Woods 1.5; Charlton 1.0; Frazier 1.0; Irving 1.0; Ross 1.0; Wilson 1.0; Lee, 0.5.; Armstrong 0.5; Reid 0.5. **Total: 36.0**

**Fumbles:** Prescott, 12; Elliott, 6; Cooper, 2; Loo-ney, 2; Hurns, 1. **Total: 23**

**Fumbles Lost:** Prescott, 6; Cooper, 2; Elliott, 1. **Total: 9**

**Opp. Fum. Recoveries:** Lewis, 2; J. Smith 2; Charlton, 1; Crawford, 1; Gregory, 1; Lawrence, 1; Lee 1; Ross 1; Woods 1. **Total: 9**

### TEAM STATISTICS

	DALLAS	OPP
First Downs.....	322	309
Rushing.....	113	89
Passing.....	184	193
Penalty.....	25	27
Third Down-Made/Att.....	89/215	85/201
Third Down Efficiency.....	41.1%	42.3%
Fourth Down-Made/Att.....	12/21	6/14
Total Net Yards.....	5,501	5,268
Avg. Per Game.....	343.8	329.3
Total Plays.....	1,022	981
Avg. Per Play.....	5.4	5.4
Net Yards Rushing.....	1,963	1,513
Avg. Per Game.....	122.7	94.6
Total Rushes.....	439	400
Avg. Per Rush.....	4.5	3.8
Net Yards Passing.....	3,538	3,755
Avg. Per Game.....	221.1	234.7
Sacked/Yards Lost.....	56/347	39/229
Gross Yards.....	3,885	3,984
Attempts/Completions.....	527/356	542/367
Pct. of Completions.....	67.6	67.7
Had Intercepted.....	8	9
Punts/Average.....	60/44.5	64/44.6
Net Punting Average.....	39.6	40.9
Punt Return/Avg.....	21/5.7	30/8.5
Kickoff Return/Avg.....	13/21.8	25/26.5
Interception Return/Avg.....	9/15.7	8/9.6
Penalties/Yards.....	104/885	89/681
Fumbles/Ball Lost.....	23/9	21/11
Touchdowns.....	36	35
Rushing.....	13	12
Passing.....	22	22
Returns.....	1	1
Extra Points/Attempts.....	32/33	31/33
Two Point Conversion/Att.....	2/2	1/2
Field Goals/Atts.....	29/36	27/30
Avg. Time of Possession.....	31:00	29:00

PASSING	ATT	COMP	YDS	PCT	AVG	TD	PCT	INT	PCT	LG	SKS/YDS	RATING
Prescott	526	356	3,885	67.7	7.4	22	4.2	8	1.5	90t	56/347	96.9
Beasley	1	0	0	0.0	0.0	0	0.0	0	0.0	0	0/0	39.6
Cowboys	527	356	3,885	67.6	7.4	22	4.2	8	1.5	90t	56/347	96.7
Opponents	542	367	3,984	67.7	7.4	22	4.1	9	1.7	53t	39/229	95.8

# ★ DALLAS COWBOYS 2018 DEFENSIVE STATISTICS ★

(from coaching film)

Player	Tackles				Sacks	Tkl/ Loss	QB		Pass Def	Fumbles For.-Rec.
	Solo	Ast.	--	Total			Pres	Int		
1. Vander Esch, Leighton.....	125	- 51	--	176		3(-7)	5	2	6	
2. Smith, Jaylon .....	101	- 49	--	150	4.0(-4)	5(-16)	13		4	2-2
3. Awuzie, Chidobe.....	66	- 18	--	84				1	13	1-0
4. Heath, Jeff .....	63	- 21	--	84		4(-13)	1	1	6	1-0
5. Jones, Byron.....	55	- 21	--	76		2(-7)			15	
6. Woods, Xavier .....	46	- 21	--	67				2	9	1-0
7. Lawrence, DeMarcus.....	26	- 21	--	47	10.5(-74)	12(-21)	39	1		2-1
8. Brown, Anthony.....	35	- 11	--	46	2.0(-15)		2	1	8	1-0
9. Lee, Sean .....	24	- 13	--	37	0.5(-5)	1(-2)	2		1	0-1
10. Wilson, Damien.....	23	- 13	--	36	1.0(-8)	3(-8)	5		1	1-0
11. Woods, Antwaun.....	11	- 23	--	34	1.5(-3)	1(-4)	9		1	
12. Crawford, Tyrone .....	17	- 16	--	33	5.5(-36)	1(-7)	25		4	1-0
13. Charlton, Taco.....	13	- 14	--	27	1.0(-13)	4(-6)	8		1	0-1
14. Frazier, Kavon.....	12	- 6	--	18	1.0(-11)	1(-3)	1		2	
15. Lewis, Jourdan.....	13	- 3	--	16			1	1	1	0-2
16. Collins, Maliek.....	9	- 7	--	16	3.0(-24)	4(-11)	20			0-1
17. Gregory, Randy.....	10	- 5	--	15	6.0(-26)	2(-3)	28			2-1
18. Armstrong, Dorance.....	6	- 9	--	15	0.5(-1)	1(-2)	6			
19. Reid, Caraun.....	6	- 8	--	14	0.5(-1)	1(-1)	10			1-0
20. Ross, Daniel .....	2	- 8	--	10	1.0(-6)	3(-9)	11			1-1
21. Thomas, Joe .....	6	- 0	--	6		1(-2)	1			
22. Irving, David.....	1	- 2	--	3	1.0(-3)	1(-1)	2		1	
23. March-Lillard, Justin.....	1	- 0	--	1						
24. Jones, Datone.....							1			

## QB PRESSURES

1. Lawrence, DeMarcus.....	39
2. Gregory, Randy.....	28
3. Crawford, Tyrone .....	25
4. Collins, Maliek.....	20
5. Smith, Jaylon .....	13

## SACKS

1. Lawrence, DeMarcus.....	10.5 (-74)
2. Gregory, Randy.....	6.0 (-26)
3. Crawford, Tyrone .....	5.5 (-36)
4. Smith, Jaylon .....	4.0 (-4)
5. Collins, Maliek.....	3.0 (-24)

## TACKLES/LOSS

1. Lawrence, DeMarcus.....	12 (-21)
2. Smith, Jaylon .....	5 (-16)
3. Heath, Jeff .....	4 (-13)
Collins, Maliek.....	4 (-11)
Charlton, Taco.....	4 (-6)

## PASSES DEFENSED

1. Jones, Byron.....	15
2. Awuzie, Chidobe.....	13
3. Woods, Xavier .....	9
4. Brown, Anthony.....	8
5. Heath, Jeff .....	6
Vander Esch, Leighton.....	6

## FUMBLE RECOVERIES

1. Lewis, Jourdan.....	2
Smith, Jaylon .....	2
3. Charlton, Taco.....	1
Collins, Maliek.....	1
Gregory, Randy.....	1
Lawrence, DeMarcus.....	1
Lee, Sean .....	1
Ross, Daniel .....	1
Woods, Antwaun.....	1

## FORCED FUMBLES

1. Gregory, Randy.....	2
Smith, Jaylon .....	2
Lawrence, DeMarcus.....	2
4. Awuzie, Chidobe.....	1
Brown, Anthony.....	1
Crawford, Tyrone .....	1
Heath, Jeff .....	1
Reid, Caraun.....	1
Ross, Daniel .....	1
Wilson, Damien.....	1
Woods, Xavier .....	1

## SPECIAL TEAMS

(from coaching film)

Player	Tackles				Fumbles For.-Rec.	Block Kick
	Solo	Ast.	--	Total		
1. Olawale, Jamize .....	12	- 1	--	13		
2. Smith, Rod .....	9	- 1	--	10		
3. Heath, Jeff .....	5	- 4	--	9		
4. Frazier, Kavon.....	6	- 2	--	8		
5. March-Lillard, Justin.....	5	- 2	--	7		
6. Thomas, Joe .....	6	- 0	--	6		
7. Wilson, Damien.....	2	- 4	--	6		
8. Brown, Noah.....	4	- 1	--	5		
9. Lenoir, Lance .....	1	- 3	--	4		
10. Ladouceur, L.P.....	2	- 1	--	3		
11. Vander Esch, Leighton.....	1	- 2	--	3		
12. Brown, Anthony.....	2	- 0	--	2		
Jones, Chris.....	2	- 0	--	2		
14. Goodwin, C.J. ....	1	- 0	--	1		
Jones, Byron.....	1	- 0	--	1		
Swaim, Geoff .....	1	- 0	--	1		
17. Covington, Chris .....	0	- 1	--	1		
Maheer, Brett .....	0	- 1	--	1		

## INTERCEPTIONS

1. Vander Esch, Leighton.....	2
Woods, Xavier .....	2
3. Awuzie, Chidobe.....	1
Brown, Anthony.....	1
Lawrence, DeMarcus.....	1
Lewis, Jourdan.....	1
Heath, Jeff .....	1



# ★ DALLAS COWBOYS 2018 POSTSEASON STATISTICS ★

## Game 1

### Results and Attendance (1-0)

W 1/5/19 SEATTLE 24-22 94,327  
1/12/19 at L.A. Rams

### Score by Quarters

	1	2	3	4	OT	T
Cowboys	3	7	0	14		24
Opponents	0	6	8	8		22

FIELD GOALS	11-19	20-29	30-39	40-49	50+
Maher	0-0	0-0	1-1	0-0	0-1
Cowboys	0-0	0-0	1-1	0-0	0-1
Opponents	0-0	1-1	0-0	1-1	0-1

### Team Statistics

	Dallas	Opp
First Downs.....	23	11
Rushing .....	9	5
Passing.....	11	6
Penalty.....	3	0
Third Down-Made/Att.....	4/11	2/13
Third Down Efficiency.....	36.4%	15.4%
Fourth Down-Made/Att .....	0/0	2/2
Total Net Yards .....	380	299
Avg. Per Game .....	380.0	299.0
Total Plays .....	68	52
Avg. Per Play .....	5.6	5.8
Net Yards Rushing.....	164	73
Avg. Per Game .....	164.0	73.0
Total Rushes.....	34	24
Avg. Per Rush.....	4.8	3.0
Net Yards Passing .....	216	226
Avg. Per Game .....	216.0	226.0
Sacked/Yards Lost.....	1/10	1/7
Gross Yards.....	226	233
Attempts/Completions .....	33/22	27/18
Pct. of Completions .....	66.7%	66.7%
Had Intercepted.....	1	0
Punts/Average.....	5/45.0	7/51.4
Net Punting Average.....	40.6	40.0
Punt Return/Avg. ....	13.3	7.3
Kickoff Return/Avg. ....	15.0	52.0
Interception Return/Avg.....	0/0.0	1/0.0
Penalties/Yards.....	6/36	5/36
Fumbles/Ball Lost.....	0/0	0/0
Touchdowns.....	3	2
Rushing .....	2	1
Passing.....	1	1
Returns.....	0	0
Extra Points/Attempts .....	3/3	0/0
Two Point Conversion/Att. ....	0/0	2/2
Field Goals/Atts. ....	1/2	2/3
Avg. Time of Possession .....	34:50	25:10

### RUSHING

	ATT	YDS	AVG	LG	TD
Elliott	26	137	5.3	44	1
Prescott	6	29	4.8	16	1
R. Smith	1	1	1.0	1	0
Austin	1	-3	-3.0	-3	0
Cowboys	34	164	4.8	44	2
Opponents	24	73	3.0	28	1

### RECEIVING

	REC	YDS	AVG	LG	TD
Cooper	7	106	15.1	34	0
Elliott	4	32	8.0	10	0
Beasley	3	28	9.3	14	0
Jarwin	3	15	5.0	7	0
Gallup	2	18	9.0	11t	1
Hurns	1	14	14.0	14	0
Austin	1	7	7.0	7	0
N. Brown	1	6	6.0	6	0
Cowboys	22	226	10.3	34	1
Opponents	18	233	12.9	53	1

### INTERCEPTIONS

	NO	YDS	AVG	LG	TD
Cowboys	0	0	0.0	0	0
Opponents	1	0	0.0	0	0

### PUNTING

	NO	YDS	AVG	TB	20	LG	BLNET
C. Jones	5	225	45.0	0	1	50	0 40.6
Cowboys	5	225	45.0	0	1	50	0 40.6
Opps	7	360	51.4	0	1	60	0 40.0

### PUNT RETURNS

	NO	YDS	AVG	FC	LG	TD
Austin	5	73	14.6	0	51	0
Beasley	1	7	7.0	0	7	0
Cowboys	6	80	13.3	0	51	0
Opponents	3	22	7.3	0	12	0

### KICKOFF RETURNS

	NO	YDS	AVG	LG	TD
R. Smith	1	15	15.0	15	0
Cowboys	1	15	15.0	15	0
Opponents	1	52	52.0	52	0

Maher: (39,58WR)  
Opp: (27,42,57WR)

SCORING	R	P	RT	2	FG	PAT	S	TP
Elliott	1	0	0	0	0/0	0/0	0	6
Gallup	0	1	0	0	0/0	0/0	0	6
Maher	0	0	0	0	1/2	3/3	0	6
Prescott	1	0	0	0	0/0	0/0	0	6
Dal. Tot.	2	1	0	0	1/2	3/3	0	24
Opp. Tot.	1	1	0	0	2/3	0/0	0	22

2-pt Conversions: Dallas 0/0, Opponents 2/2

Sacks: M. Collins 1.0. **Total: 1.0**

Fumbles: Total: 0  
Fumbles Lost: Total: 0  
Opp. Fum. Recoveries: . Total: 0.

PASSING	ATT	COMP	YDS	PCT	AVG	TD	PCT	INT	PCT	LG	SKS/YDS	RATING
Prescott	33	22	226	66.7	6.8	1	3.0	1	3.0	34	1/10	83.6
Cowboys	33	22	226	66.7	6.8	1	3.0	1	3.0	34	1/10	83.6
Opponents	27	18	233	66.7	8.6	1	3.7	0	0.0	53	1/7	105.9

# ★ DALLAS COWBOYS 2018 POSTSEASON DEFENSIVE STATISTICS ★

(from coaching film)

Player	Tackles				Sacks	Tkl/ Loss	QB Pres	Int	Pass Def	Fumbles For.-Rec.
	Solo	-	Ast.	-- Total						
1. Vander Esch, Leighton.....	11	-	1	-- 12			1		1	
2. Smith, Jaylon .....	7	-	0	-- 7			1		1	
3. Awuzie, Chidobe .....	5	-	1	-- 6					1	
Lawrence, DeMarcus.....	5	-	1	-- 6		2(-5)	3			
5. Jones, Byron.....	3	-	2	-- 5						
6. Heath, Jeff .....	3	-	1	-- 4						
Collins, Maliek.....	2	-	1	-- 3	1.0(-7)		1			
8. Crawford, Tyrone .....	1	-	2	-- 3			1			
9. Woods, Antwaun .....	2	-	0	-- 2		1(-8)				
Woods, Xavier .....	2		0	-- 2						
11. Brown, Anthony.....	1	-	1	-- 2						
12. Lee, Sean .....	0	-	1	-- 1						
Reid, Caraun.....	0	-	1	-- 1						
Wilson, Damien.....	0	-	1	-- 1						
15. Gregory, Randy.....						1(-7)	2			

## SACKS

1. Collins, Maliek.....1.0 (-7)

## TACKLES/LOSS

1. Lawrence, DeMarcus.....2 (8)

## QB PRESSURES

1. Lawrence, DeMarcus.....3  
 2. Gregory, Randy.....2  
 3. Collins, Maliek.....1  
 Crawford, Tyrone .....1  
 Smith, Jaylon .....1  
 Vander Esch, Leighton.....1

## PASSES DEFENSED

1. Awuzie, Chidobe.....1  
 Smith, Jaylon .....1  
 Vander Esch, Leighton.....1

## SPECIAL TEAMS

(from coaching film)

Player	Tackles				Fumbles For.-Rec.	Block Kick
	Solo	-	Ast.	-- Total		
1. Thomas, Joe .....	2	-	0	-- 2		
2. Goodwin, C.J. ....	1	-	0	-- 1		
3. Maher, Brett .....	1	-	0	-- 1		
4. Heath, Jeff .....	0	-	1	-- 1		

# ★ 2018 UNOFFICIAL DALLAS COWBOYS DEPTH CHART ★

## OFFENSE

WR	–	19	Amari Cooper	85	Noah Brown	
LT	–	77	Tyron Smith	75	Cameron Fleming	
LG	–	<u>52</u>	<u>Connor Williams</u>	76	Xavier Su'a-Filo	
C	–	73	Joe Looney	61	Adam Redmond	
RG	–	70	Zack Martin	61	Adam Redmond	
RT	–	71	La'el Collins	75	Cameron Fleming	
TE	–	89	Blake Jarwin	80	Rico Gathers	86 <u>Dalton Schultz</u>
WR	–	11	Cole Beasley	10	Tavon Austin	
WR	–	17	Allen Hurns	<u>13</u>	<u>Michael Gallup</u>	
QB	–	4	Dak Prescott	7	Cooper Rush	3 <u>Mike White</u>
RB	–	21	Ezekiel Elliott	45	Rod Smith	26 Darius Jackson
FB	–	49	Jamize Olawale			

## DEFENSE

DE	–	90	DeMarcus Lawrence	94	Randy Gregory	
DT	–	96	Maliek Collins	51	Caraun Reid	
DT	–	99	Antwaun Woods	95	David Irving	93 Daniel Ross
DE	–	98	Tyrone Crawford	<u>92</u>	<u>Dorance Armstrong</u>	97 Taco Charlton
SLB	–	57	Damien Wilson	53	Justin March-Lillard	<u>59</u> <u>Chris Covington</u>
MLB	–	54	Jaylon Smith	48	Joe Thomas	
WLB	–	50	Sean Lee	<u>55</u>	<u>Leighton Vander Esch</u>	
CB	–	24	Chidobe Awuzie	30	Anthony Brown	29 C.J. Goodwin
CB	–	31	Byron Jones	27	Jourdan Lewis	
SS	–	38	Jeff Heath	35	Kavon Frazier	
FS	–	25	Xavier Woods	20	Darian Thompson	

## SPECIAL TEAMS

P	–	6	Chris Jones	2	Brett Maher
K	–	2	Brett Maher		
LS	–	91	Louis Philippe Ladouceur		
H	–	6	Chris Jones		
KOR	–	27	Jourdan Lewis	26	Darius Jackson
PR	–	10	Tavon Austin	11	Cole Beasley

rookies underlined

## PRONUNCIATION GUIDE

DORANCE Armstrong .....	DOOR-intz	Brett MAHER .....	MAH-her
CHIDOBE AWUZIE .....	CHID-oh-bay ah-WOOZ-yay	Justin March-LILLARD .....	LIL-erd
Parker Ehinger .....	EN-grr	JAMIZE OLAWALE .....	juh-MAZE oh-la-WALLY
LA'EL Collins .....	luhEL	CARAUN Reid .....	KUH-ron
KAVON Frazier .....	KAY-von	XAVIER SU'A-FILO .....	ZAY-vee-er SUE-ah-fee-low
DATONE Jones .....	DAY-tone	XAVIER Woods .....	ECK-zay-vee-er
Louis-Philippe LADOUCEUR .....	LAH-doo-sahr		

## COACHING STAFF

**Head Coach:** Jason Garrett

**Assistants:** Ken Amato (defensive asst.) Brett Bech (strength and conditioning), Ben Bloom (linebackers), Gary Brown (running backs), Stephen Brown (offensive asst.), Doug Colman (asst. special teams), Marc Colombo (offensive line), Judd Garrett (dir. advance scouting), Hudson Houck (senior asst./offensive line), Greg Jackson (safeties), Sanjay Lal (wide receivers), Leon Lett (defensive tackles), Scott Linehan (offensive coordinator), Rod Marinelli (defensive coordinator/defensive line), Kellen Moore (quarterbacks), Doug Nussmeier (tight ends), Keith O'Quinn (special teams coordinator), Markus Paul (strength and conditioning), Kris Richard (passing game coordinator/defensive backs), Kendall Smith (asst. strength and conditioning), Kyle Valero (asst. wide receivers), Mike Woicik (director of strength and conditioning).



# DALLAS COWBOYS 2018 ALPHABETICAL ROSTER

(As of Jan. 6)

NO	NAME	POS	HGT	WGT	BIRTH- DATE	NFL EXP	COLLEGE	HIGH SCHOOL HOMETOWN
92	Armstrong, Dorance	DE	6-4	255	6/10/97	R	Kansas	Houston, Texas
10	Austin, Tavon	WR	5-8	180	3/15/90	6	West Virginia	Baltimore, Md.
24	Awuzie, Chidobe	CB	6-0	202	5/24/95	2	Colorado	San Jose, Calif.
11	Beasley, Cole	WR	5-8	180	4/26/89	7	Southern Methodist	Little Elm, Texas
30	Brown, Anthony	CB	5-11	196	12/15/93	3	Purdue	Tampa, Fla.
85	Brown, Noah	WR	6-2	225	1/6/96	2	Ohio State	Flanders, N.J.
97	Charlton, Taco	DE	6-6	275	11/7/94	2	Michigan	Pickerington, Ohio
71	Collins, La'el	T	6-4	323	7/26/93	4	Louisiana State	Baton Rouge, La.
96	Collins, Maliek	DT	6-2	308	4/8/95	3	Nebraska	Kansas City, Mo.
19	Cooper, Amari	WR	6-1	210	6/17/94	4	Alabama	Miami, Fla.
59	Covington, Chris	LB	6-2	245	1/3/96	R	Indiana	Chicago, Ill.
98	Crawford, Tyrone	DL	6-4	285	11/22/89	7	Boise State	Windsor, Ontario
21	Elliott, Ezekiel	RB	6-0	228	7/22/95	3	Ohio State	St. Louis, Mo.
75	Fleming, Cameron	T	6-5	320	9/3/92	5	Stanford	Fort Hood, Texas
35	Frazier, Kavon	S	6-0	223	8/11/94	3	Central Michigan	Grand Rapids, Mich.
13	Gallup, Michael	WR	6-1	205	3/4/96	R	Colorado State	Monroe, Ga.
80	Gathers, Rico	TE	6-6	282	1/7/94	2	Baylor	Reserve, La.
29	Goodwin, C.J.	CB	6-3	190	2/4/90	3	California (PA)	Wheeling, West Va.
94	Gregory, Randy	DE	6-5	242	11/23/92	2	Nebraska	Jacksonville, Fla.
38	Heath, Jeff	S	6-1	212	5/14/91	6	Saginaw Valley State	Lake Orion, Mich.
17	Hurns, Allen	WR	6-1	208	11/12/91	5	Miami	Miami, Fla.
95	Irving, David	DL	6-7	290	8/18/93	4	Iowa State	San Jacinto, Calif.
26	Jackson, Darius	RB	6-0	228	12/1/93	3	Eastern Michigan	Sparta, Ill.
89	Jarwin, Blake	TE	6-5	260	7/16/94	2	Oklahoma State	Tuttle, Okla.
31	Jones, Byron	CB	6-1	200	9/26/92	4	Connecticut	New Britain, Conn.
6	Jones, Chris	P	6-0	205	7/21/89	7	Carson Newman	Rome, Ga.
91	Ladouceur, Louis-Philippe	LS	6-5	256	3/13/81	14	California	Pointe-Claire, Quebec
90	Lawrence, DeMarcus	DE	6-3	265	4/28/92	5	Boise State	Aiken, S.C.
50	Lee, Sean	LB	6-2	245	7/22/86	9	Penn State	Pittsburgh, Pa.
27	Lewis, Jourdan	CB	5-10	195	8/31/95	2	Michigan	Detroit, Mich.
73	Looney, Joe	C	6-3	315	8/31/90	6	Wake Forest	Lake Worth, Fla.
2	Maher, Brett	K	6-0	180	11/21/89	1	Nebraska	Kearney, Neb.
53	March-Lillard, Justin	LB	5-11	228	7/5/93	4	Akron	Danville, Ill.
70	Martin, Zack	G	6-4	315	11/20/90	5	Notre Dame	Indianapolis, Ind.
49	Olawale, Jamize	FB	6-1	242	4/17/89	7	North Texas	Long Beach, Calif.
4	Prescott, Dak	QB	6-2	235	7/29/93	3	Mississippi State	Houghton, La.
61	Redmond, Adam	C	6-6	300	5/19/93	1	Harvard	Strongsville, Ohio
51	Reid, Caraun	DT	6-2	298	11/23/91	5	Princeton	Bronx, N.Y.
93	Ross, Daniel	DT	6-4	300	3/5/93	2	N.E. Mississippi C.C.	Louisville, Ky.
7	Rush, Cooper	QB	6-3	225	11/21/93	2	Central Michigan	Charlotte, Mich.
86	Schultz, Dalton	TE	6-5	260	7/11/96	R	Stanford	South Jordan, Utah
54	Smith, Jaylon	LB	6-2	245	6/14/95	2	Notre Dame	Fort Wayne, Ind.
45	Smith, Rod	RB	6-3	235	1/10/92	4	Ohio State	Joplin, Mo.
77	Smith, Tyron	T	6-5	320	12/12/90	8	Southern California	Moreno Valley, Calif.
76	Su'a-Filo, Xavier	G	6-4	310	1/1/91	5	UCLA	American Fork, Utah
48	Thomas, Joe	LB	6-1	232	5/6/91	4	South Carolina State	Blackville, S.C.
20	Thompson, Darian	S	6-2	211	9/22/93	3	Boise State	Lancaster, Calif.
55	Vander Esch, Leighton	LB	6-4	255	2/8/96	R	Boise State	Riggins, Idaho
3	White, Mike	QB	6-5	220	3/25/95	R	Western Kentucky	Pembroke Pines, Fla.
52	Williams, Connor	G	6-5	310	5/12/97	R	Texas	Coppell, Texas
57	Wilson, Damien	LB	6-0	245	5/28/93	4	Minnesota	Gloster, Miss.
99	Woods, Antwaun	DT	6-1	312	1/3/93	1	Southern California	Los Angeles, Calif.
25	Woods, Xavier	S	5-11	205	7/26/95	2	Louisiana Tech	Monroe, La.

## PRACTICE SQUAD

63	Campos, Jake	T	6-7	310	10/18/94	R	Iowa State	West Des Moines, Iowa
46	Chunn, Jordan	RB	6-0	230	1/2/95	R	Troy	Gurley, Ala.
18	Davis, Reggie	WR	5-11	170	11/22/95	1	Georgia	Tallahassee, Fla.
34	Decoud, Treston	CB	6-3	210	8/1/93	2	Oregon State	Covington, La.
14	Lenoir Jr., Lance	WR	6-0	210	2/9/95	1	Western Illinois	Chicago, Ill.
32	Olumba, Donovan	CB	6-2	205	9/26/95	R	Portland State	Tucson, Ariz.
67	Omoile, Oni	G	6-2	305	6/24/93	1	Iowa State	Coppell, Texas
41	Queiro, Kyle	LB	6-2	230	12/18/94	R	Northwestern	Verona, N.J.
65	Shittu, Aziz	DT	6-2	288	7/27/94	1	Stanford	Merced, Calif.
78	Wichmann, Cody	G	6-5	325	3/2/92	3	Fresno State	Mariposa, Calif.

## RESERVE/INJURED

79	Ehinger, Parker	G	6-6	310	12/30/92	3	Cincinnati	Rockford, Mich.
72	Frederick, Travis	C	6-4	320	3/18/91	6	Wisconsin	Sharon, Wis.
56	Jones, Datone	DE	6-4	285	7/24/90	6	UCLA	Los Angeles, Calif.
60	Martin, Marcus	G	6-3	330	11/29/93	5	Southern California	Los Angeles, Calif.
28	Showers, Jameill	S	6-2	223	9/6/91	1	Texas-El Paso	Killeen, Texas
87	Swaim, Geoff	TE	6-4	260	9/16/93	4	Texas	Chico, Calif.
83	Williams, Terrance	WR	6-2	210	9/18/89	6	Baylor	Dallas, Texas
16	Wilson, Cedrick	WR	6-2	195	11/20/95	R	Boise State	Memphis, Tenn.

**DALLAS COWBOYS 2018 NUMERICAL ROSTER**

(As of Jan. 6)

NO	NAME	POS	HGT	WGT	AGE	NFL EXP	COLLEGE	HOW ACQ	2018 GP-GS-DNP-IA
2	Brett Maher	K	6-0	180	29	1	Nebraska	FA-'18	16 - 0 - 0 - 0
3	Mike White	QB	6-5	220	23	R	Western Kentucky	D5-'18	0 - 0 - 0 - 16
4	Dak Prescott	QB	6-2	235	25	3	Mississippi State	D4b-'16	16 -16 - 0 - 0
6	Chris Jones	P	6-0	205	29	7	Carson Newman	FA-'11	16 - 0 - 0 - 0
7	Cooper Rush	QB	6-3	225	25	2	Central Michigan	FA-'17	1 - 0 - 15 - 0
10	Tavon Austin	WR	5-8	180	28	6	West Virginia	T(LAR)-'18	7 - 0 - 0 - 9
11	Cole Beasley	WR	5-8	180	29	7	Southern Methodist	FA-'12	16 - 4 - 0 - 0
13	Michael Gallup	WR	6-1	205	22	R	Colorado State	D3-'18	16 - 8 - 0 - 0
17	Allen Hurns	WR	6-1	208	27	5	Miami	FA-'18	16 - 7 - 0 - 0
19	Amari Cooper	WR	6-1	210	24	4	Alabama	T(Oak)-'18	15 -15 - 1 - 0
20	Darian Thompson	S	6-2	211	25	3	Boise State	FA-'18	10 - 0 - 0 - 0
21	Ezekiel Elliott	RB	6-0	228	23	3	Ohio State	D1-'16	15 -15 - 0 - 1
24	Chidobe Awuzie	CB	6-0	202	23	2	Colorado	D2-'17	15 -14 - 1 - 0
25	Xavier Woods	S	5-11	205	23	2	Louisiana Tech	D6a-'17	14 -14 - 0 - 2
26	Darius Jackson	RB	6-0	228	25	3	Eastern Michigan	FA-'18	4 - 0 - 0 - 0
27	Jourdan Lewis	CB	5-10	195	23	2	Michigan	D3-'17	15 - 1 - 1 - 0
29	C.J. Goodwin	CB	6-3	190	28	3	California (PA)	PS(Cin)-'18	3 - 0 - 0 - 0
30	Anthony Brown	CB	5-11	196	25	3	Purdue	D6a-'16	15 -10 - 0 - 1
31	Byron Jones	CB	6-1	200	26	4	Connecticut	D1-'15	16 -16 - 0 - 0
35	Kavon Frazier	S	6-0	223	24	3	Central Michigan	D6b-'16	16 - 2 - 0 - 0
38	Jeff Heath	S	6-1	212	27	6	Saginaw Valley State	FA-'13	16 -16 - 0 - 0
45	Rod Smith	RB	6-3	235	26	4	Ohio State	FA-'15	16 - 1 - 0 - 0
48	Joe Thomas	LB	6-1	232	27	4	South Carolina State	FA-'18	10 - 0 - 2 - 4
49	Jamize Olawale	FB	6-1	242	29	7	North Texas	T(Oak)-'18	16 - 4 - 0 - 0
50	Sean Lee	LB	6-2	245	32	9	Penn State	D2-'10	7 - 5 - 0 - 9
51	Caraun Reid	DT	6-2	298	27	5	Princeton	FA-'18	10 - 1 - 0 - 2
52	Connor Williams	G	6-5	310	21	R	Texas	D2-'18	13 -10 - 2 - 1
53	Justin March-Lillard	LB	5-11	228	25	4	Akron	FA-'17	15 - 0 - 0 - 0
54	Jaylon Smith	LB	6-2	245	23	2	Notre Dame	D2-'16	16 -16 - 0 - 0
55	Leighton Vander Esch	LB	6-4	255	22	R	Boise State	D1-'18	16 -11 - 0 - 0
57	Damien Wilson	LB	6-0	245	25	4	Minnesota	D4-'15	16 - 7 - 0 - 0
59	Chris Covington	LB	6-2	245	22	R	Indiana	D6a-'18	6 - 0 - 3 - 7
61	Adam Redmond	C	6-6	300	25	1	Harvard	W(Buf)-'18	10 - 0 - 4 - 2
70	Zack Martin	G	6-4	315	28	5	Notre Dame	D1-'14	14 -14 - 0 - 2
71	La'el Collins	T	6-4	323	25	4	Louisiana State	FA-'15	16 -16 - 0 - 0
73	Joe Looney	C	6-3	315	28	6	Wake Forest	UFA(Ten)-'16	16 -16 - 0 - 0
75	Cameron Fleming	T	6-5	320	26	5	Stanford	UFA(NE)-'18	14 - 3 - 2 - 0
76	Xavier Su'a-Filo	G	6-4	310	27	5	UCLA	FA-'18	8 - 8 - 0 - 7
77	Tyron Smith	T	6-5	320	28	8	Southern California	D1-'11	13 -13 - 1 - 2
80	Rico Gathers	TE	6-6	282	24	2	Baylor	D6d-'16	15 - 4 - 0 - 1
85	Noah Brown	WR	6-2	225	22	2	Ohio State	D7b-'17	8 - 2 - 0 - 0
86	Dalton Schultz	TE	6-5	260	22	R	Stanford	D4b-'18	11 - 7 - 0 - 5
89	Blake Jarwin	TE	6-5	260	24	2	Oklahoma State	FA-'17	16 - 4 - 0 - 0
90	DeMarcus Lawrence	DE	6-3	265	26	5	Boise State	D2-'14	16 -15 - 0 - 0
91	Louis-Philippe Ladouceur	LS	6-5	256	37	14	California	FA-'05	16 - 0 - 0 - 0
92	Dorance Armstrong	DE	6-4	255	21	R	Kansas	D4a-'18	15 - 1 - 0 - 1
93	Daniel Ross	DT	6-4	300	25	2	N.E. Mississippi C.C.	PS(KC)-'17	13 - 0 - 1 - 2
94	Randy Gregory	DE	6-5	242	26	2	Nebraska	D2-'16	14 - 1 - 0 - 2
95	David Irving	DL	6-7	290	25	4	Iowa State	PS(KC)-'15	2 - 0 - 0 -10
96	Maliek Collins	DT	6-2	308	23	3	Nebraska	D3-'16	13 - 9 - 0 - 3
97	Taco Charlton	DE	6-6	275	24	2	Michigan	D1-'17	11 - 7 - 0 - 5
98	Tyrone Crawford	DL	6-4	285	29	7	Boise State	D3-'12	15 -15 - 0 - 1
99	Antwaun Woods	DT	6-1	312	25	1	Southern California	FA-'18	15 -15 - 0 - 1

**PRACTICE SQUAD**

14	Lance Lenoir Jr.	WR	6-0	210	23	1	Western Illinois	FA-'17	7 - 0 - 0 - 0
18	Reggie Davis	WR	5-11	170	23	1	Georgia	FA-'18	
32	Donovan Olumba	CB	6-2	205	23	R	Portland State	FA-'18	
34	Treston Decoud	CB	6-3	210	25	2	Louisiana	FA-'18	
41	Kyle Queiro	LB	6-2	230	24	R	Northwestern	FA-'18	
46	Jordan Chunn	RB	6-0	230	23	R	Troy	FA-'18	
63	Jake Campos	T	6-7	310	24	R	Iowa State	FA-'18	
65	Aziz Shittu	DT	6-2	288	24	1	Stanford	FA-'18	
67	Oni Omoile	G	6-2	305	25	1	Iowa State	FA-'18	
78	Cody Wichmann	G	6-5	325	26	3	Fresno State	FA-'18	

**RESERVE/INJURED**

16	Cedrick Wilson	WR	6-2	195	23	R	Boise State	D6b-'18	
28	Jameill Showers	S	6-2	223	27	1	Texas-El Paso	FA-'15	
56	Datone Jones	DE	6-4	285	28	6	UCLA	FA-'17	1 - 0 - 0 - 2
60	Marcus Martin	G	6-3	330	25	5	Southern California	UFA(Cle)-'18	
72	Travis Frederick	C	6-4	320	27	6	Wisconsin	D1-'13	0 - 0 - 0 - 4
79	Parker Ehinger	G	6-6	310	26	3	Cincinnati	T(KC)-'18	
83	Terrance Williams	WR	6-2	210	29	6	Baylor	D3a-'13	3 - 2 - 0 - 1
87	Geoff Swaim	TE	6-4	260	25	4	Texas	D7c-'15	9 - 9 - 0 - 5

# DALLAS COWBOYS 2018 POSITIONAL ROSTER

(As of Jan. 6)

NO	NAME	POS	HGT	WGT	AGE	NFL EXP	COLLEGE	HOW ACQ
<b>Quarterback (3)</b>								
3	Mike White	QB	6-5	220	23	R	Western Kentucky	D5-'18
4	Dak Prescott	QB	6-2	235	25	3	Mississippi State	D4b-'16
7	Cooper Rush	QB	6-3	225	25	2	Central Michigan	FA-'17
<b>Running Back (4)</b>								
21	Ezekiel Elliott	RB	6-0	228	23	3	Ohio State	D1-'16
26	Darius Jackson	RB	6-0	228	25	3	Eastern Michigan	FA-'18
45	Rod Smith	RB	6-3	235	26	4	Ohio State	FA-'15
49	Jamize Olawale	FB	6-1	242	29	7	North Texas	T(Oak)-'18
<b>Wide Receiver (6)</b>								
10	Tavon Austin	WR	5-8	180	28	6	West Virginia	T(LAR)-'18
11	Cole Beasley	WR	5-8	180	29	7	Southern Methodist	FA-'12
13	Michael Gallup	WR	6-1	205	22	R	Colorado State	D3-'18
17	Allen Hurns	WR	6-1	208	27	5	Miami	FA-'18
19	Amari Cooper	WR	6-1	210	24	4	Alabama	T(Oak)-'18
85	Noah Brown	WR	6-2	225	22	2	Ohio State	D7b-'17
<b>Tight End (3)</b>								
80	Rico Gathers	TE	6-6	282	24	2	Baylor	D6d-'16
86	Dalton Schultz	TE	6-5	260	22	R	Stanford	D4b-'18
89	Blake Jarwin	TE	6-5	260	24	2	Oklahoma State	FA-'17
<b>Offensive Line (8)</b>								
52	Connor Williams	G	6-5	310	21	R	Texas	D2-'18
61	Adam Redmond	C	6-6	300	25	1	Harvard	W(Buf)-'18
70	Zack Martin	G	6-4	315	28	5	Notre Dame	D1-'14
71	La'el Collins	T	6-4	323	25	4	Louisiana State	FA-'15
73	Joe Looney	C	6-3	315	28	6	Wake Forest	UFA(Ten)-'16
75	Cameron Fleming	T	6-5	320	26	5	Stanford	UFA(NE)-'18
76	Xavier Su'a-Filo	G	6-4	310	27	5	UCLA	FA-'18
77	Tyron Smith	T	6-5	320	28	8	Southern California	D1-'11
<b>Defensive Line (10)</b>								
51	Caraun Reid	DT	6-2	298	27	5	Princeton	FA-'18
90	DeMarcus Lawrence	DE	6-3	265	26	5	Boise State	D2-'14
92	Dorance Armstrong	DE	6-4	255	21	R	Kansas	D4a-'18
93	Daniel Ross	DT	6-4	300	25	2	N.E. Mississippi C.C.	PS(KC)-'17
94	Randy Gregory	DE	6-5	242	26	2	Nebraska	D2-'16
95	David Irving	DL	6-7	290	25	4	Iowa State	PS(KC)-'15
96	Maliek Collins	DT	6-2	308	23	3	Nebraska	D3-'16
97	Taco Charlton	DE	6-6	275	24	2	Michigan	D1-'17
98	Tyrone Crawford	DL	6-4	285	29	7	Boise State	D3-'12
99	Antwaun Woods	DT	6-1	312	25	1	Southern California	FA-'18
<b>Linebackers (7)</b>								
48	Joe Thomas	LB	6-1	232	27	4	South Carolina State	FA-'18
50	Sean Lee	LB	6-2	245	32	9	Penn State	D2-'10
53	Justin March-Lillard	LB	6-0	228	25	4	Akron	FA-'17
54	Jaylon Smith	LB	6-2	245	23	2	Notre Dame	D2-'16
55	Leighton Vander Esch	LB	6-4	255	22	R	Boise State	D1-'18
57	Damien Wilson	LB	6-0	245	25	4	Minnesota	D4-'15
59	Chris Covington	LB	6-2	245	25	R	Indiana	D6a-'18
<b>Defensive Backs (9)</b>								
20	Darian Thompson	S	6-2	211	25	3	Boise State	FA-'18
24	Chidobe Awuzie	CB	6-0	202	23	2	Colorado	D2-'17
25	Xavier Woods	S	5-11	205	23	2	Louisiana Tech	D6a-'17
27	Jourdan Lewis	CB	5-10	195	23	2	Michigan	D3-'17
29	C.J. Goodwin	CB	6-3	190	28	3	California (PA)	PS(Cin)-'18
30	Anthony Brown	CB	5-11	196	25	3	Purdue	D6a-'16
31	Byron Jones	CB	6-1	200	26	4	Connecticut	D1-'15
35	Kavon Frazier	S	6-0	223	24	3	Central Michigan	D6b-'16
38	Jeff Heath	S	6-1	212	27	6	Saginaw Valley State	FA-'13
<b>Specialists (3)</b>								
2	Brett Maher	K	6-0	180	29	1	Nebraska	FA-'18
6	Chris Jones	P	6-0	205	29	7	Carson Newman	FA-'11
91	Louis-Philippe Ladouceur	LS	6-5	256	37	14	California	FA-'05



## ★ 2018 TRANSACTIONS BY DATE ★

Jan. 1 .....Signed **Brian Brown**, **K.D. Cannon**, **Jarron Jones**, **Jameill Showers**, **Joe Vellano**, **Marquez White** and **Trey Williams** to the Reserve/Future list.  
Jan. 10 .....Signed **Marqueston Huff** to the Reserve/Future list.  
Feb. 8 .....Signed **Jason Thompson**.  
March 5 .....Designated **DeMarcus Lawrence** franchise player.  
March 7 .....Waived **Benson Mayowa** and **Joe Vellano**.  
March 8 .....Signed **DeMarcus Lawrence**.  
March 12 .....Re-signed **Brian Price**.  
March 14 .....Tendered **David Irving**.  
March 17 .....Waived **Orlando Scandrick**.  
March 19 .....Re-signed **L.P. Ladouceur**.  
March 20 .....Traded for **Jamize Olawale**.  
March 22 .....Signed **Joe Thomas** and **Deonte Thompson**.  
March 24 .....Signed **Allen Hurns**.  
March 26 .....Re-signed **Joe Looney**. Signed **Cameron Fleming** and **Marcus Martin**.  
April 4 .....Signed **Brett Maher** and waived **Brian Brown**.  
April 9 .....Signed **Kony Ealy**.  
April 13 .....Released **Dez Bryant**.  
April 16 .....Signed **Scott Daly**.  
April 20 .....Placed **James Hanna** on Reserve/Retired and executed fifth-year option on **Byron Jones**.  
April 26 .....Drafted Leighton **Vander Esch**.  
April 27 .....Drafted **Connor Williams** and **Michael Gallup**.  
April 28 .....Drafted **Dorance Armstrong**, **Dalton Schultz**, **Mike White**, **Chris Covington**, **Cedrick Wilson** and **Bo Scarbrough**. Acquired **Tavon Austin** in a trade with the L.A. Rams for a 2018 sixth round selection. Acquired **Jihad Ward** in a trade with Oakland for **Ryan Switzer**.  
April 30 .....Signed **Dustin Stanton**.  
May 4 .....Placed **Jason Witten** on Reserve/Retired.  
May 11 .....Waived **Jason Thompson**. Signed **Jake Campos**, **Jordan Chunn**, **Malik Earl**, **James Hearn**, **Bryce Johnson**, **Kam Kelly**, **Joel Lanning**, **Austin Larkin**, **Marchie Murdock**, **Donovan Olumba**, **DeQuinton Osborne**, **Kyle Queiro**, **Jay Robertson**, **Tyree Robinson**, **Ed Shockley**, **Dalton Sturm**, **Charvarius Ward** and **David Wells**. Signed the following draft picks **Dorance Armstrong**, **Chris Covington**, **Bo Scarbrough**, **Dalton Schultz**, **Leighton Vander Esch**, **Mike White**, **Connor Williams** and **Cedrick Wilson**.  
May 21 .....Waived **Jarron Jones**. Signed **Damien Mama**. Signed draft pick **Michael Gallup**.  
May 25 .....Waived **Maliek Earl** and **Ed Shockley**.  
May 29 .....Signed **Eric Pinkins**.  
May 30 .....Waived **DeQuinton Osborne** and **Jay Robertson**.  
June 14 .....Signed **Zack Martin** to a six-year contract extension through 2024.  
July 25 .....Placed **David Irving** on Reserve/DNR. Placed **Maliek Collins** on Active/PUP. Placed **Kavon Frazier** and **Randy Gregory** on Active/NFI.  
Aug. 1 .....**Randy Gregory** passed physical. Placed **Cedrick Wilson** Reserve/Injured. Signed **Ricky Jeune**.  
Aug. 3 .....**Kavon Frazier** passed physical. Waived **James Hearn** and **Trey Williams**. Signed **Korren Kirven** and **Joby Saint Fleur**.  
Aug. 4 .....**Bryce Johnson** waived/left squad.  
Aug. 5 .....Re-signed **Trey Williams**.  
Aug. 14 .....**Maliek Collins** passed physical. Placed **Marcus Martin** on Reserve/Injured and waived/injured **Marchie Murdock**. Signed **Jacob Alsadek** and **Darren Carrington**.  
Aug. 15 .....Waived **Joby Saint Fleur**. Signed **Dres Anderson**.  
Aug. 21 .....Placed **Jameill Showers** on Reserve/Injured and Waived/Injured **Richard Ash**. Signed **Caraun Reid** and **Dominick Sanders**.  
Aug. 22 .....Waived **Jacob Alsadek** and **Dalton Sturm**. Signed **Jeron Johnson** and **Jacob Ohnesorge**.  
Aug. 28 .....Waived **Ricky Jeune** and waived/injured **Dustin Stanton**. Signed **Kyle Bosch**, **Matt Diaz** and **Korren Kirven**.  
Aug. 31 .....Acquired **Parker Ehinger** in a trade with Kansas City for **Charvarius Ward**.  
Sept. 1 .....Waived **Dres Anderson**, **Dan Bailey**, **Kyle Bosch**, **Jake Campos**, **K.D. Cannon**, **Darren Carrington**, **Jordan Chunn**, **Scott Daly**, **Matt Diaz**, **Kony Ealy**, **Chaz Green**, **Darius Jackson**, **Jeron Johnson**, **Tre'von Johnson**, **Kameron Kelly**, **Joel Lanning**, **Austin Larkin**, **Lance Lenoir**, **Damien Mama**, **Mekale McKay**, **Lewis Neal**, **Jacob Ohnesorge**, **Donovan Olumba**, **Eric Pinkins**, **Kyle Queiro**, **Caraun Reid**, **Dominick Sanders**, **Bo Scarbrough**, **Charles Tapper**, **Duke Thomas**, **Deonte Thompson**, **Jihad Ward**, **David Wells** and **Marquez White**. Waived/Injured **Marqueton Huff** and **Trey Williams**.  
Sept. 2 .....Waived **Kadeem Edwards** and **Brian Price**. Claimed **Ibraheim Campbell** and **Adam Redmond** off waivers. Signed **Dres Anderson**, **Jake Campos**, **Jordan Chunn**, **Darius Jackson**, **Lance Lenoir**, **Donovan Olumba**, **Kyle Queiro** and **Charles Tapper** to the practice squad.  
Sept. 3 .....Placed **Noah Brown** on Reserve/Injured. Signed **Deonte Thompson**. Signed **Bo Scarbrough** to the practice squad.  
Sept. 4 .....Released **Charles Tapper** from the practice squad. Signed **Treston Decoud** and **Cody Wichmann** to the practice squad.  
Sept. 5 .....Signed **Aziz Shittu** to the practice squad.  
Sept. 7 .....Placed **Parker Ehinger** on Reserve/Injured. Signed **Kadeem Edwards**.  
Sept. 11 .....Waived **Kadeem Edwards**. Signed **Xavier Su'a-Filo**.  
Sept. 18 .....Waived **Tyree Robinson** and released **Aziz Shittu**. Signed **Brice Butler** and signed **Adolphus Washington** to the practice squad.  
Sept. 20 .....Released **Dres Anderson** from the practice squad and signed **Tyree Robinson** to the practice squad.  
Sept. 25 .....Placed **Datone Jones** on Reserve/Injured. Signed **Caraun Reid**.  
Sept. 26 .....Signed **Christian Ringo** to the practice squad.  
Oct. 6 .....Placed **Travis Frederick** on Reserve/Non-Football Illness and **Terrance Williams** on Reserve/Injured. Activated **David Irving** from Reserve/Exempt. Released **Christian Ringo** from the practice squad.  
Oct. 8 .....Signed **Christian Ringo** to the practice squad.  
Oct. 9 .....Waived **Ibraheim Campbell** and released **Bo Scarbrough** from the practice squad.  
Oct. 10 .....Signed **C.J. Goodwin** off Cincinnati's practice squad and **Darian Thompson** off Arizona's practice squad. Signed **Darius Jackson** to the practice squad.  
Oct. 22 .....Released **Brice Butler**. Acquired **Amari Cooper** in a trade with Oakland for a 2019 first round pick.  
Oct. 26 .....Placed **C.J. Goodwin** on Reserve/Injured.  
Nov. 1 .....Activated **Treston Decoud** from the practice squad and signed **Reggie Davis** to the practice squad. Designated **Noah Brown** return to practice.  
Nov. 9 .....Waived **Treston Decoud** and **Deonte Thompson**. Activated **Noah Brown** from Reserve/Injured and **Lance Lenoir** from the practice squad.  
Nov. 14 .....Signed **Aziz Shittu** to the practice squad.  
Nov. 17 .....Waived **Darian Thompson**. Activated **Christian Ringo** from the practice squad.  
Nov. 19 .....Waived **Christian Ringo**. Signed **Darian Thompson**.  
Nov. 21 .....Signed **Christian Ringo** to the practice squad.  
Nov. 23 .....**Christian Ringo** signed with Cincinnati.  
Nov. 25 .....Signed **Treston Decoud** to the practice squad.  
Dec. 12 .....Signed **Oni Omoile** to the practice squad.  
Dec. 22 .....Placed **Geoff Swaim** on Reserve/Injured. Signed **Darius Jackson** to the active roster.  
Dec. 24 .....Waived **Lance Lenoir**.  
Dec. 25 .....Signed **Lance Lenoir** to the practice squad.  
Dec. 29 .....Activated **C.J. Goodwin**.

# ★ 2018 TRANSACTIONS BY PLAYER ★

**ALSADEK, Jacob - G**  
8/14.....Signed  
8/22.....Waived  
**ANDERSON, Dres - WR**  
8/15.....Signed  
9/1.....Waived  
9/2.....Signed to practice squad  
9/20.....Released  
**ARMSTRONG, Dorance - DE**  
4/28.....Drafted in the fourth round  
5/11.....Signed  
**ASH, Richard - DT**  
8/21.....Waived/Injured  
**AUSTIN, Tavon - RB**  
4/28.....Acquired in a trade with L.A. Rams  
**BAILEY, Dan - K**  
9/1.....Waived  
**BOSCH, Kyle - G**  
8/28.....Signed  
9/1.....Waived  
**BROWN, Brian - WR**  
1/1.....Signed to Reserve/Future  
4/4.....Waived  
**BROWN, Noah - WR**  
9/3.....Placed on Reserve/Injured  
11/1.....Designated return to practice  
11/9.....Activated  
**BRYANT, Dez - WR**  
4/13.....Released  
**BUTLER, Brice - WR**  
9/17.....Signed  
10/22.....Released  
**CAMPBELL, Ibraheim - S**  
9/2.....Claimed off Waivers (Houston)  
10/9.....Waived  
**CAMPOS, Jake - T**  
5/11.....Signed  
9/1.....Waived  
9/2.....Signed to practice squad  
**CANNON, K.D. - WR**  
1/1.....Signed to Reserve/Future  
9/1.....Waived  
**CARRINGTON, Darren - WR**  
8/14.....Signed  
9/1.....Waived  
**CHUNN, Jordan - RB**  
5/11.....Signed  
9/1.....Waived  
9/2.....Signed to practice squad  
**COLLINS, Maliek - DT**  
7/25.....Placed on Active/PUP  
8/13.....Passed physical  
**COOPER, Amari - WR**  
10/20.....Acquired in a trade with Oakland  
**COVINGTON, Chris - LB**  
4/28.....Drafted in the sixth round  
5/11.....Signed  
**DALY, Scott - LS**  
4/16.....Signed  
9/1.....Waived  
**DAVIS, Reggie - WR**  
11/1.....Signed to the practice squad  
**DECOUD, Treston - DB**  
9/4.....Signed to the practice squad  
11/1.....Signed to the active roster.  
11/9.....Waived  
11/25.....Signed to the practice squad  
**DIAZ, Matthew - T**  
8/28.....Signed  
9/1.....Waived  
**EALY, Kony - DE**  
4/9.....Signed  
9/1.....Waived  
**EARL, Malik - WR**  
5/11.....Signed  
5/25.....Waived  
**EDWARDS, Kadeem - G**  
9/2.....Waived  
9/7.....Signed  
9/11.....Waived  
**EHINGER, Parker - G**  
8/31.....Acquired in a trade with Kansas City  
9/7.....Placed on Reserve/Injured  
**FLEMING, Cameron - T**  
3/26.....Signed  
**FRAZIER, Kavon - DB**  
7/25.....Placed on Active/NFI  
**FREDERICK, Travis - C**  
10/6.....Placed on Reserve/Non-Football Illness  
**GALLUP, Michael - WR**  
4/27.....Drafted in the third round  
5/21.....Signed  
**GOODWIN, C.J. - CB**  
10/10.....Signed off Cincinnati's practice squad  
10/26.....Placed on Reserve/Injured  
12/29.....Activated  
**GREEN, Chaz - G/T**  
9/1.....Waived  
**GREGORY, Randy - DE**  
7/25.....Placed on Active/NFI  
8/1.....Passed physical  
**HANNA, James - TE**  
4/20.....Placed on Reserve/Retired  
**HEARNS, James - DE**  
5/11.....Signed  
8/3.....Waived  
**HUFF, Marqueston - S**  
1/10.....Signed to Reserve/Future  
9/1.....Waived/Injured

**HURNS, Allen - WR**  
3/24.....Signed  
**IRVING, David - DL**  
3/14.....Tendered (second round)  
7/25.....Placed on Reserve/DNR  
10/6.....Activated from Reserve/Exempt  
**JACKSON, Darius - RB**  
5/30.....Signed  
9/1.....Waived  
9/2.....Signed to practice squad  
9/3.....Signed with Green Bay  
10/10.....Signed to practice squad  
12/22.....Signed to active roster  
**JEUNE, Ricky - WR**  
8/28.....Waived  
**JOHNSON, Bryce - T**  
5/11.....Signed  
8/3.....Waived/Left Squad  
**JOHNSON, Jeron - S**  
8/22.....Signed  
9/1.....Waived  
**JOHNSON, Tre'von - LB**  
9/1.....Waived  
**JONES, Byron - CB**  
4/20.....Exercised fifth-year option  
**JONES, Datone - DT**  
9/25.....Placed on Reserve/Injured  
**JONES, Jarron - T**  
1/1.....Signed to Reserve/Future  
5/21.....Waived  
**KELLY, Kam - DB**  
5/11.....Signed  
9/1.....Waived  
**KIRVEN, KORREN - T**  
8/3.....Passed physical  
**LADOUCEUR, L.P. - LS**  
3/19.....Re-signed  
**LANNING, Joel - LB**  
5/11.....Signed  
9/1.....Waived  
**LARKIN, Austin - DE**  
5/11.....Signed  
9/1.....Waived  
**LAWRENCE, DeMarcus - DE**  
3/5.....Designated franchise player  
3/8.....Signed  
**LENOIR, Lance - WR**  
9/1.....Waived  
9/2.....Signed to practice squad  
11/9.....Signed to active roster  
12/24.....Waived  
12/25.....Signed to practice squad  
**LOONEY, Joe - C**  
3/26.....Re-signed  
**MAHER, Brett - K**  
4/4.....Signed  
**MAMA, Damien - G**  
5/21.....Signed  
9/1.....Waived  
**MARTIN, Marcus - C**  
3/26.....Signed  
8/14.....Placed on Reserve/Injured  
**MARTIN, Zack - G**  
6/14.....Signed a six-year contract extension  
**MAYOWA, Benson - DE**  
3/7.....Waived  
**McKAY, Mekale - WR**  
5/30.....Signed  
9/1.....Waived  
**MURDOCK, Marchie - WR**  
5/11.....Signed  
8/14.....Waived/Injured  
**NEAL, Lewis - DL**  
9/1.....Waived  
**OHNESORGE, Jacob - C**  
8/22.....Signed  
9/1.....Waived  
**OLAWALE, Jamize - FB**  
3/20.....Acquired in a trade with Oakland  
**OLUMBA, Donovan - DB**  
5/11.....Signed  
9/1.....Waived  
9/2.....Signed to practice squad  
**OMOILE, Oni - G**  
12/12.....Signed to practice squad  
**OSBORNE, DeQuinton - DT**  
5/11.....Signed  
5/30.....Waived  
**PINKINS, Eric - DB**  
5/29.....Signed  
9/1.....Waived  
**PRICE, Brian - DT**  
3/12.....Re-signed  
9/2.....Waived  
**QUEIRO, Kyle - LB**  
5/11.....Signed  
9/1.....Waived  
9/2.....Signed to practice squad  
**REDMOND, Adam - C**  
9/2.....Claimed off waivers (Buffalo)  
**REID, Caraun - DT**  
8/21.....Signed  
9/1.....Waived  
9/25.....Signed  
**RINGO, Christian - DT**  
9/26.....Signed to practice squad  
10/6.....Released  
10/8.....Signed to practice squad  
11/17.....Activated

11/19.....Waived  
11/21.....Signed to the practice squad  
11/23.....Signed with Cincinnati  
**ROBERTSON, Jay - G**  
5/11.....Signed  
5/25.....Waived  
**ROBINSON, Tyree - DB**  
5/11.....Signed  
9/18.....Waived  
9/20.....Signed to the practice squad  
**SAINT FLEUR, Joby - DE**  
8/3.....Signed  
8/15.....Waived  
**SANDERS, Dominick - S**  
8/20.....Signed  
9/1.....Waived  
**SCANDRICK, Orlando - CB**  
3/17.....Waived  
**SCARBROUGH, Bo - RB**  
4/28.....Drafted in the seventh round  
5/11.....Signed  
9/1.....Waived  
9/3.....Signed to practice squad  
10/8.....Released  
**SCHULTZ, Dalton - TE**  
4/28.....Drafted in the fourth round  
5/11.....Signed  
**SHOCKLEY, Ed - LB**  
5/11.....Signed  
5/25.....Waived  
**SHITTU, Aziz - DT**  
9/5.....Signed to practice squad  
9/18.....Released  
11/14.....Signed to practice squad  
**SHOWERS, Jameill - S**  
1/1.....Signed to Reserve/Future  
8/20.....Placed on Reserve/Injured  
**STANTON, Dustin, G**  
4/30.....Signed  
8/28.....Waived/Injured  
**STURM, Dalton - QB**  
5/11.....Signed  
8/22.....Waived  
**SU'A-FILO, Xavier - G**  
9/11.....Signed  
**SWAIM, Geoff - TE**  
12/22.....Placed on Reserve/Injured  
**SWITZER, Ryan - WR**  
4/28.....Traded to Oakland  
**TAPPER, Charles - DE**  
9/1.....Waived  
9/2.....Signed to practice squad  
9/4.....Released  
**THOMAS, Duke - CB**  
9/1.....Waived  
**THOMAS, Joe - LB**  
3/22.....Signed  
**THOMPSON, Darian - S**  
10/10.....Signed off Arizona's practice squad  
11/17.....Waived  
**THOMPSON, Deonte - WR**  
3/22.....Signed  
9/1.....Waived  
9/3.....Signed  
11/9.....Waived  
**THOMPSON, Jason - S**  
2/8.....Signed  
5/11.....Waived  
**VANDER ESCH, Leighton - LB**  
4/26.....Drafted in the first round  
**VELLANO, Joe - DT**  
1/1.....Signed to Reserve/Future  
3/7.....Waived  
**WARD, Charvarius - DB**  
5/11.....Signed  
8/31.....Traded to Kansas City  
**WARD, Jihad - DT**  
4/28.....Acquired in a trade with Oakland  
9/1.....Waived  
**WELLS, David - TE**  
5/11.....Signed  
9/1.....Waived  
**WHITE, Marquez - CB**  
1/1.....Signed to Reserve/Future  
9/1.....Waived  
**WHITE, Mike - QB**  
4/28.....Drafted in the fifth round  
5/11.....Signed  
**WICHMANN, Cody - G**  
9/4.....Signed to the practice squad  
**WILLIAMS, Connor, G**  
4/27.....Drafted in the second round  
5/11.....Signed  
**WILLIAMS, Terrance - WR**  
10/6.....Placed on Reserve/Injured  
**WILLIAMS, Trey - RB**  
1/1.....Signed to Reserve/Future  
8/3.....Waived  
8/5.....Re-signed  
9/1.....Waived/Injured  
**WILSON, Cedrick - WR**  
4/28.....Drafted in the sixth round  
5/11.....Signed  
8/1.....Placed on Reserve/Injured  
**WITTEN, Jason - TE**  
5/4.....Placed on Reserve/Retired  
**WOODS, Antwaun - NT**  
5/30.....Signed