



REGULAR SEASON GAME #7 - SUNDAY, OCTOBER 20, 2019
DALLAS COWBOYS VS. PHILADELPHIA EAGLES
AT&T STADIUM - ARLINGTON, TX - 7:20 P.M. (CDT)

DELIVERED BY:



KXAS NBC 5 DFW

Play-By-Play: Al Michaels
Analyst: Cris Collinsworth
Sideline Reporter: Michele Tafoya

KRDL-FM 105.3 THE FAN

Play-By-Play: Brad Sham
Analyst: Babe Laufenberg
Sideline Reporter: Kristi Scales

COMPASS MEDIA (National)

Play-By-Play: Kevin Ray
Analyst: Danny White

KMVK-FM 107.5 Mega

Play-By-Play: Victor Villalba
Analyst: Luis Perez
Sideline Reporter: Carlos Nava

FOR MORE INFORMATION, PLEASE VISIT

DALLASCOWBOYS.COM



QUICK FACTS:

DALLAS COWBOYS (3-3)
VS.
PHILADELPHIA EAGLES (3-3)



Series Record:
Dallas leads the series 68-52

Last Meeting:
@ Dallas 29, Philadelphia 26 (OT), Dec. 9, 2018

Last Meeting in Dallas:
Dallas 29, Philadelphia 26 (OT), Dec. 9, 2018

Last Cowboys Win:
@ Dallas 29, Philadelphia 26 (OT), Dec. 9, 2018

Series Streak:
Dallas has won the last three matchups.

★ **COWBOYS PR ON TWITTER** ★

The official Twitter account of the Dallas Cowboys Public Relations team (@DallasCowboysPR) will provide pertinent stats, information, transactions, game updates and more throughout the week and on gameday. Follow us for the most up-to-date info related to the Cowboys organization.

★ **BY THE NUMBERS** ★

3.2%

The Cowboys offense has allowed a sack on only 3.2% of dropbacks in 2019, the second-lowest percentage in the league.

19

Dallas has 19 wins at AT&T stadium since the start of 2016, tied for the third-most home wins in the NFL over that span.

62

Brett Maher connected on a 62-yard field goal at the N.Y. Jets, tying his career-long and the longest field goal in team history. Maher now has two 60-yard field goals, tied with Greg Zuerlein and Sebastian Janikowski for the most in NFL history.

443.7

Dallas ranks second in total offense through six games in 2019, averaging 443.7 yards-per-contest, including a league-best four games with more than 450 yards.

★ **THIS WEEK'S SCHEDULE** ★

Tuesday, October 15

Players' day off - no availability

Wednesday, October 16

10:35 a.m. Coach Garrett press conference
10:50 a.m. Coach Pederson conference call
11:15 a.m. Practice - first portion open to local media
1:30 p.m. Locker room open

Thursday, October 17

10:35 a.m. Coach Garrett press conference
11:15 a.m. Practice - first portion open to local media
1:10 p.m. Coordinators Available
1:30 p.m. Locker room open

Friday, October 18

10:35 a.m. Coach Garrett press conference
11:15 a.m. Practice - first portion open to local media
12:45 p.m. Locker room open

Saturday, October 19

Player meetings - no availability

Sunday, October 20

7:20 p.m. Dallas Cowboys vs. Philadelphia Eagles

★ TABLE OF CONTENTS ★

Radio and TV broadcast info	1
Dallas Cowboys Media Schedule	1
Dallas Cowboys OMG info.....	1
Cowboys PR contact info.....	1
Dallas Cowboys Art Collection Ticket Art.....	2
DallasCowboys.com	2
2019 RoundUp.....	3
What to Watch For.....	4
Jason Garrett Facts and Figures	5
Jason Garrett Bio.....	5
Opposing Head Coach Bio	5
2019 Statistical Comparison	6
Cowboys Head Coaching History	6
Garrett's Record When.....	6
Player Highlights against Eagles	7
Series History.....	7
Cowboys Against the NFC East.....	7
AT&T Stadium Record When	8
Sold Out Stadiums.....	8
Home Cooking	8
Championship Tradition	9
Pro Bowl Cowboys.....	9
Individual Notes.....	10-25
Dak Prescott.....	10-15
Ezekiel Elliott	15-17
Tony Pollard/rushing offense	18
Amari Cooper	18-19
Randall Cobb/offense	19
Jason Witten.....	20-21
Leighton Vander Esch	22-23
Jaylon Smith.....	22-23
Team Defense	23
DeMarcus Lawrence	24
Byron Jones	24
Brett Maher.....	25
Chris Jones	25
2019 Regular Season Stats.....	26
2019 Defensive Stats.....	27
Unofficial Depth Chart	28
Pronunciation Guide	28
Coaching Staff	28
Alphabetical Roster.....	29
Numerical Roster	30
Positional Roster.....	31
How The Cowboys Were Built	32
Contract Status	32
Contract Breakdown	33
When The Cowboys Were Built.....	34
Transactions by Date	35
Transactions by Player	36

★ DALLAS COWBOYS ART COLLECTION ★

The Dallas Cowboys unveiled their 2019 home season tickets in the first home contest against the Houston Texans, with each featuring a work of art from the Dallas Cowboys Art Collection featured at AT&T Stadium.

All season ticket members and suite ticket members will receive commemorative tickets featuring the art of the Dallas Cowboys Art Collection, which includes Dave Muller's "Solar Arrangement," Trenton Doyle Hancock's "From A Legend To A Choir," Lawrence Weiner's "Brought Up To Speed," Wayne Gonzales' "Cheering Crowd," Terry Haggerty's "Two Minds," Olafur Elasson's "Moving Stars Takes Times," Gary Simmons' "Blue Field Explosions," Matthew Ritchie's "Line of Play," Doug Aitken's "New Horizon," Mel Bochner's "Win!," Franz Ackermann's "Coming Home (And Meet Me) At The Waterfall" and Teresita Fernandez's "Starfield."

The Dallas Cowboys and AT&T Stadium are family businesses, and the art collection in the stadium and The Star in Frisco reflects the intimacy of a personal vision. Unlike most private collections, this one is accessible to massive crowds. It is there to be seen, week after week, season after season, by tourists just passing through and by regulars who return again and again. The collection consists of 86 works of art by 56 established and emerging artists. The works in the collection are united by their boldness, vigor, and resolve. They not only hold their own in a crowd, but have the power to transform massive public spaces into impossible- to-mistake locations where visitors from all over the world come together.



★ DALLASCOWBOYS.COM ★



The Dallas Cowboys official website is your one-stop shop for all breaking news, analysis and opinion, along with unique X's and O's breakdown featured in written content, videos and radio podcasts. DallasCowboys.com offers the best collection of timely articles, press conferences and videos, combined with the best spot to purchase tickets and order merchandise from the Cowboys Pro Shop. From the latest news to the latest apparel, there is no better place to visit than DallasCowboys.com.

To view the latest press conferences featuring Head Coach Jason Garrett, player interviews from daily locker room sessions, radio interviews with Cowboys front office executives and Dallas Cowboys game highlights, visit <https://www.dallascowboys.com/all-media/>



Round Up

A look at this week's top storylines



Dallas Cowboys (3-3) vs. Philadelphia Eagles (3-3) • Sunday, Oct. 20, 2019 7:20 p.m. CDT

Player Spotlight

21 EZEKIEL ELLIOTT

126

★ EZEKIEL ELLIOTT leads the NFL with 16 rushes of 10-plus yards in 2019, and now has 126 such rushes in his career. He ranks ninth in NFL history with a big-play rush on 12.84% of his career rushes, and ranks second among all active running backs:

BIG-PLAY RUSHING PERCENTAGE, NFL HISTORY							
Rk	Player	Seasons	Games	Attempts	Yards	Avg	10+
1	Jamaal Charles	2008-2018(11)	119	1,407	7,563	5.38	206
2	Napoleon Kaufman	1995-2000(6)	91	978	4,792	4.90	143
3	Barry Sanders	1989-1998(10)	153	3,062	15,269	4.99	363
4	Priest Holmes	1997-2007(10)	113	1,780	8,172	4.59	249
5	Justin Forsett	2008-2016(9)	122	820	3,890	4.74	111
6	Fred Taylor	1998-2010(13)	153	2,534	11,695	4.62	334
7	LeSean McCoy	2009-2019(11)	153	2,394	10,864	4.54	312
8	Tiki Barber	1997-2006(10)	154	2,217	10,449	4.71	285
9	Ezekiel Elliott	2016-2019(4)	46	981	4,539	4.63	126
10	Ahmad Bradshaw	2007-2015 (9)	103	1,083	4,928	4.55	139

★ Elliott has three 100-yard games in 2019, and since he entered the league in 2016, he leads all running backs with 22 100-yard games on the ground.

★ Elliott has 193 yards-after-contact through six games - seventh-most in the NFL, and he has only been tackled for a negative gain on 7.1% of his carries - the sixth-lowest percentage in 2019 (min. 75 rushes).

SCOUTING REPORT

12 Philadelphia has 12 kickoff returns in 2019, tied for sixth-most across the league, and is averaging a start at the 26.4 yard line after kickoffs, fourth-best.

26 The Cowboys offense has thrived on explosive plays in the passing game in 2019, generating 26 plays of 20-plus yards through the air. Dallas has converted six of those big passing plays into scores, which ranks second in the league. Conversely, Philadelphia has allowed six big-play passing touchdowns - tied for the most by a defense.

70% The Eagles are scoring touchdowns on 70.0% of their red zone possessions through six games - fourth in the league - while the Dallas defense has limited opponents to a touchdown on only 11-of-22 red zone trips, a 50.0% conversion rate.



★ WHAT TO WATCH FOR IN WEEK 7 ★

4

DAK PRESCOTT

- * With two touchdown passes will tie Craig Morton for sixth (80) in team history, and with three, will take sole possession.
- * With one rushing touchdown, Prescott will break a tie with Roger Staubach (20) for the most touchdowns on the ground by a Cowboys quarterback and establish a team record with 21.
- * Needs 48 completions to tie Don Meredith for fifth (1,170) on the Cowboys all-time list.
- * Prescott is 117 yards shy of 2,000 for the season. He has attempted only 211 passes on the year, and if he reaches the 2,000-yard mark against the Eagles, he could become the only Cowboys quarterback to reach the mark on fewer than 250 attempts in a season and only the 13th quarterback in NFL history to start a season with 2,000 passing yards on fewer than 250 attempts.

21

EZEKIEL ELLIOTT

- * Elliott is tied for third with 16 "big-play" rushes of 10-plus yards in 2019, and since he entered the league in 2016, leads all rushers with 126 such runs.
- * Elliott has 5,877 scrimmage yards in 46 career games - 123 shy of 6,000 for his career - and can become the eighth player in NFL history to reach 6,000 scrimmage yards in his first 50 career games, joining Edgerrin James, LaDainian Tomlinson, Eric Dickerson, Le'Veon Bell, Terrell Davis, Billy Sims and Clinton Portis.

19

AMARI COOPER

- * Since Dallas acquired Cooper, six of his 11 touchdowns have come from 20-plus yards, which is the most league-wide since Week 9, 2018.
- * Cooper ranks fifth in the NFL with 515 receiving yards, and is tied for second with five touchdown catches.

18

RANDALL COBB

- * Cobb is 13 catches away from 500 for his career.

82

JASON WITTEN

- * Witten has the most catches by any single opponent against the Philadelphia Eagles (152) and averages 5.2 receptions-per-game against the Eagles in his career.

58

ROBERT QUINN

- * Became one-of-three Cowboys defenders to record at least one sack in each of his first two games as a Cowboy, joining Randy Watts and Greg Hardy.
- * Quinn leads the Cowboys with 5.0 sacks in 2019.
- * Needs 1.0 sack to reach 75.0 in his career.

6

CHRIS JONES

- * Jones ranks third all-time in percentage of punts downed inside the 20-yard line, at 40.1%.
- * Needs three punts downed inside the 20-yard line to reach 175 in his career and tie Matt McBriar for the most in Cowboys history (currently at 172).

★ COWBOYS & BANK OF AMERICA ★



Bank of America, the Official Bank of the Dallas Cowboys, is the presenting partner of this upcoming Sunday's Cowboys-Eagles game. As part of the Cowboys Crucial Catch game, Bank of America is presenting a check for \$50,000 to the Susan G. Komen Foundation to support breast health research in North Texas. Along with the check presentation, Bank of America will honor five of their own employees who have battled breast cancer, as part of the fifth annual Star Survivors pregame presentation. Bank of America will also be providing 80,000 co-branded expand-a-banners for fans in attendance upon arrival.

JASON GARRETT

**Head Coach
2011-2019**



★ AWARDS & HONORS ★



2016

NFL Coach of the Year

2007

Pro Football Weekly's
NFL Assistant Coach of the Year



3

NFC East Division Titles



23

*Different players selected to
the Pro Bowl since 2010 for
a total of 49 appearances.*

★ TOP FINISHES ★

Since 2014, Jason Garrett has led the offense to the top of the rankings in several key categories:

1st

Yards-Per-Rush (4.63)

1st

Rush Yards-Per-Game (135.0)

4th

Rushing Touchdowns (87)

4th

Completion Percentage (66.2%)

10th

Passing Yards-Per-Attempt (7.57)

1

Jason Garrett is the first former Dallas Cowboys player to become the team's head coach.

★ HEAD COACHES ★

JASON GARRETT (80-62, 9th Year)

Jason Garrett was named the eighth head coach in Dallas Cowboys history on January 5, 2011. Garrett became the first former Cowboys player to become the team's head coach. As a backup quarterback during his playing career in Dallas, he started nine-of-23 games played and was a member of teams that won six division titles and three Super Bowl championships.

Garrett was elevated to the Cowboys top job after taking over as the team's interim head coach midway through 2010. He guided the club to a 5-3 mark to finish the season after the team started 1-7. He led Dallas to an 8-8 record, narrowly missing the playoffs and an NFC East Division title in each his first three full seasons as head coach (2011-13). Garrett guided the 2014 squad to an NFL-best tying 12-4 record, the club's 22nd Division title - 18th NFC East title - 31st postseason appearance and 34th playoff win. His team fought through adversity in 2015, slipping to 4-12 on the season. The team bounced back under Garrett in 2016, completing the club's largest one-season turnaround in franchise history with a nine-game difference, finishing with a 13-3 record in 2016. The record included beginning the season 0-1 and going on to win 11 straight games - the longest single-season win streak in team history. Garrett's Cowboys won their second division championship with him at the helm, while earning the NFC's top overall seed and hosting an NFC Divisional Playoff Game for the first time since 2007. He was named AP Coach of the Year for his team's 2016 accomplishments. The 2018 Cowboys finished 10-6, making the playoffs for the fourth time in Garrett's tenure, and giving them three consecutive winning seasons for the first time since 2007-09.

From 2007-13, when Garrett was brought on board as the Cowboys offensive coordinator, the unit finished among the NFL's top-10 in total offense in five of his seven years at the helm: 2013 (10th), 2012 (6th), 2010 (10th), 2009 (2nd) and 2007 (2nd). The team has set single-season records in a handful of categories, including topping 6,000 net yards for the first four times in franchise history (2009 - 6,390; 2011 - 6,008; 2014 - 6,138 and 2016 - 6,027). Since his arrival in 2007, the club's cumulative numbers for gross passing yards (39,993) and total points (3,919) represent the best totals over a 10-year span in the history of the organization while the club's 58,567 total net yards are second.

DOUG PEDERSON (32-22, 4th Year)

Doug Pederson was named head coach of the Philadelphia Eagles on January 18, 2016 following a three-year run as the offensive coordinator of the Kansas City Chiefs from 2013-15.

In Pederson's third season, the Eagles won five of their last six regular season games, finished 9-7 and advanced to the Divisional Round of the NFC playoffs despite dealing with a depleted secondary and receiving corps from injuries and a 4-6 start to the 2018 season.

In just his second season as an NFL head coach, Pederson led the Eagles to a 13-3 regular-season record, an NFC East title, the No. 1 seed in the NFC playoffs and the first Super Bowl title in franchise history with a 41-33 victory over the New England Patriots in Super Bowl LII.

As a first-year head coach with the Eagles in 2016, Pederson helped develop rookie quarterback Carson Wentz, the second overall pick in the 2016 NFL Draft. Wentz went on to set an all-time NFL rookie record with 379 completions, while posting franchise rookie records in pass attempts (607), passing yards (3,782), passing touchdowns (16) and completion percentage (62.4%). Wentz also produced the fourth-most passing yards (3,782) in single-season team history and NFL rookie history.

Prior to arriving in Philadelphia, Pederson served as the offensive coordinator in Kansas City from 2013-15 and helped guide the Chiefs to a 31-17 regular-season record.

In 2015 Pederson helped the Chiefs rebound from a 1-5 start to win a franchise-record 11 consecutive games, including Kansas City's first playoff victory in 22 years.

Before joining Kansas City, Pederson served as the quarterbacks coach in Philadelphia from 2011-12. He began his pro coaching career as an offensive quality control coach with the Eagles from 2009-10.

A 12-year NFL veteran, Pederson played quarterback for the Green Bay Packers, Miami Dolphins, Philadelphia Eagles and Cleveland Browns after originally being drafted by the Carolina Panthers in the 1995 expansion draft.

Pederson served as a backup quarterback for Green Bay from 1995-98 and 2001-04 and was part of a Packer team that won Super Bowl XXXI.

★ WINNING HEAD COACH ★

For the first time as a head coach, and first time for the franchise since 2007-09, the Dallas Cowboys posted three consecutive winning seasons following a 10-6 finish in 2018.

Under Garrett's direction, the team secured its second NFC East divisional title with a 13-3 record in 2016, and he was named AP Coach of the Year. He also had an 11-game win streak to establish the longest single-season win streak in franchise history. Garrett won his 50th regular season game at Green Bay (10/16/16) to become only the second head coach in franchise history to reach 50 wins. He tied his personal best with the club's 12th win of the season against Tampa Bay (12/18/16) - tied for the second-most wins by a Cowboys head coach. It also marked Garrett's second 12-win season to give him the third-most 12-plus win seasons by a Dallas head coach. He then bettered his personal-best with his 13th win against Detroit (12/26/16), while tying Jimmy Johnson (1992) and Wade Phillips (2007) for the most wins by a Cowboys head coach in a single season.

Garrett wrapped up the 2014 regular season with a record of 12-4 - the fifth coach to reach 12 wins-or-better in a season in team history. He also secured his first NFC East Division title as the head coach. Against the N.Y. Giants (10/19/14), Garrett passed former head coaches Bill Parcells and Phillips with his 35th regular season win to place fourth in team history. He passed Barry Switzer for third with his 41st victory at Washington (12/28/14), then moved into second over Johnson (44) at Washington (12/7/15).

Including his 3-3 record in 2019, Garrett's current regular season record as the head coach of the Dallas Cowboys stands at 80-62, with the second-most wins all-time in team history:

Most Regular Season Wins by a Cowboys Head Coach

Coach	Years	Won	Loss	Tied	Pct
Tom Landry.....	1960-88	250	162	6	.605
Jason Garrett*	2010-19	80	62	0	.564
Jimmy Johnson	1989-93	44	36	0	.550
Barry Switzer	1994-97	40	24	0	.625
Bill Parcells	2003-06	34	30	0	.531
Wade Phillips	2007-10	34	22	0	.607
Chan Gailey	1998-99	18	14	0	.563
Dave Campo	2000-02	15	33	0	.313

*Record under Coach Garrett includes games as interim head coach in 2010.

★ GARRETT'S RECORD WHEN... ★

Below is a look at Garrett's head coaching record under several different circumstances:

Regular season	80-62
Postseason	2-3
Overall	82-65

	Regular	Post
September	20-11	
October	14-18	
November	24-14	
December	21-16	
January	1-3	2-3

Playing at home	40-31	
Playing on the road	40-31	1-1
Playing in prime time	25-20	1-2

Thursday	8-5	
Saturday	1-3	1-1
Sunday	66-50	1-2
Monday	4-4	

Playing against the NFC East	35-19	1-0
Playing against the NFC	60-47	2-3
Playing against the AFC	20-15	

Playing on grass surface	28-13	0-2
Playing on artificial surface	52-49	2-1

When throwing 30-plus passes	42-49	2-2
When throwing for 300-plus yards	17-15	0-1
When rushing 20-plus times	78-43	2-3
When rushing for 100-plus yards	60-32	1-2
When scoring 30-plus points	39-9	0-1
When Cowboys score first	53-25	2-0
When Cowboys lead at halftime	49-14	2-0

★ 2019 STAT COMPARISON ★

(league ranking)

	Cowboys	Eagles
Record	3-3	3-3
Scoring Avg. (NFL rank)	25.5 (10)	26.8 (9)
Opp. Scoring Avg. (NFL rank)	19.0 (8)	24.8 (23)
Total Off. (NFL rank)	443.7 (2)	349.3 (20)
Rushing Off. (NFL rank)	138.8 (7)	111.2 (15)
Passing Off. (NFL rank)	304.8 (3)	238.2 (16)
Total Def. (NFL rank)	331.8 (9)	353.0 (14)
Rushing Def. (NFL rank)	93.8 (12)	72.8 (2)
Passing Def. (NFL rank)	238.0 (12)	280.2 (29)
Kickoff Return Avg.	16.8 (31)	24.6 (9)
Punt Return Avg.	5.7 (22)	7.6 (16)
Turnover Margin	-3 (23t)	+1 (12t)
Penalties	48	42
Penalty Yards	470	363
Opp. Penalties	45	49
Opp. Penalty Yards	412	347

★ ALL-TIME STAT COMPARISON ★

This week's matchup marks the 117th regular season game between Dallas and Philadelphia. Below is a brief look into the stats of the series:

TEAM TOTALS

	Cowboys	Eagles
Wins	65	51
Points	2,499	2,317
Total Net Yards	37,790	35,270
Net Rushing Yards	15,235	13,096
Net Passing Yards	22,555	22,174

SINGLE-GAME TEAM-HIGHS

	Cowboys	Eagles
Points	56 10/9/66	49 11/15/04
Total Net Yards	652 10/9/66	495 10/30/11
Net Rushing Yards	286 11/18/73	306 9/3/00
Net Passing Yards	440 10/9/66	370 12/5/65

SINGLE-GAME INDIVIDUAL HIGHS

Cowboys	Eagles
Passing Yards	
455 - D. Prescott 12/9/18	380 - R. Jaworski 10/20/85
Rushing Yards	
237 - E. Smith 10/31/93	201 - D. Staley 9/3/00
Receiving Yards	
217 - A. Cooper 12/9/18	210 - D. Jackson 12/12/10

SUNDAY NIGHT LIGHTS

This week's game against the Philadelphia Eagles is Dallas' second-of-three scheduled Sunday night contests in 2019.

No team in the NFL has played more Sunday Night games than Dallas' 67 (N.Y. Giants are closest with 54), and Dallas' 34 wins are the most on Sunday Night by any team.

The Cowboys had a six-game Sunday Night win streak - the longest Sunday night win streak in club history - snapped in 2009. Twice, Dallas won three straight - its first three Sunday Night games and three games spanning 1991-1995. The Cowboys lost eight consecutive Sunday Night games - six on the road - from 1999-2006 for their longest series losing streak. The Cowboys lost their first SNF matchup of 2019 on the road in New Orleans, and get the next two SNF games at home against The Eagles and Vikings.

Dallas has played 32 Sunday Night home games (18-14). This week's matchup marks the 13th time the Cowboys will meet the Eagles on Sunday night, and the first since Week 10 in 2018, a 27-20 Cowboys win in Philadelphia.

Dallas has faced the N.Y. Giants (14 times) more than any other opponent.

Cowboys Top Sunday Night Opponents

Team	Games
N.Y. Giants	14
Philadelphia	12
Washington	8
New Orleans	5
Arizona (Phoenix)	4
L.A./St. Louis Rams	4

★ PLAYER HIGHLIGHTS ★

Amari Cooper - WR

In three games - one with Oakland - caught 19 passes for 358 yards and four touchdowns. Exploded for 217 receiving yards (the most against Philadelphia in franchise history) and three touchdowns, including the overtime game-winner in the Week 14 contest last season.

Tyrone Crawford - DT

In 11 games has posted 18 tackles, 6.5 sacks, 10 quarterback pressures, three tackles for loss and four pass breakups. Notched a career-high 2.0 sacks at Philadelphia (12/14/14).

Ezekiel Elliott - RB

Is 4-0 in four games against Philadelphia, rushed 96 times for 463 yards (three 100-yard games) and a touchdown and caught 25 passes for 205 yards and a score. Rushed for 113 yards and caught 12 passes for 79 yards in Week 14 last season.

DeMarcus Lawrence - DE

Totaled 24 tackles, 17 quarterback pressures and two tackles for loss in nine games. Tied his career-best with six tackles twice against Philadelphia (11/8/15, 12/9/18).

Dak Prescott - QB

Is 4-2 as a starter with 1,373 yards on 126-of-198 passes with seven touchdowns and six interceptions in six games. Also rushed 22 times for 84 yards and two scores. Threw for a franchise-high 455 passing yards against Philadelphia with three touchdowns and two interceptions in the Week 14 overtime thriller last season.

Jason Witten - TE

In 30 career games, posted 156 catches for 1,669 yards and eight touchdowns. Secured the game-winning touchdown in overtime on Oct. 30, 2016.

★ FIRST TIME, LAST TIME ★

The first time these two clubs met, the Cowboys were just two weeks old, and Dallas was unable to claim its first win of the season, falling to the Philadelphia Eagles 25-27 in front of 18,500 fans at the Cotton Bowl on Sept. 30, 1960.

The last time these two teams met was Dec. 9, 2018, a game in which Amari Cooper caught 10 passes for 217 yards and three touchdowns, including the game-winning score in overtime to give the Cowboys a season-series sweep over the Eagles. Prescott threw for a then career-best 455 yards and attempted a career-high 54 passes in the contest, as Dallas registered a 400-yard passer, 200-yard receiver and a 100-yard rusher for the first time in team history.

★ NFC EAST STANDINGS ★

Team	W	L	T	Home	Road	Div.	Con.	PF	PA
Dallas	3	3	0	2-1	1-2	2-0	2-2	153	114
Philadelphia	3	3	0	2-1	1-2	1-0	2-3	161	149
New York	2	4	0	1-2	1-2	1-1	2-2	111	160
Washington	1	5	0	0-3	1-2	0-3	0-4	90	167

★ PICK A DAY ★

This week's game is Dallas' second-of-five scheduled primetime games in 2019. This season is the 14th straight in which Dallas plays three-or-more primetime games.

In total, Dallas has played in 170 primetime kickoffs - 83 Monday night, six on Thursday, one each Wednesday and Friday, 12 Saturday and 67 on Sunday. The Cowboys hold a 91-79 record in primetime games. Dallas' longest primetime win streak was 11 games (2006-08) and its longest losing streak was six (2010-11). Dallas won 12 straight primetime road games from 2005-09. The Cowboys are 0-1 in primetime games in 2019.

Cowboys Night Record

Monday	47-36
Wednesday	1-0
Thursday	5-1
Friday	0-1
Saturday	4-8
Sunday	34-33
Total	91-79

★ DATING GAME ★

This week's game against the Philadelphia Eagles is being played on Oct. 20. In the 59 years of Cowboys football, there have been seven Oct. 20 games. Dallas holds a 4-3 record when playing on Oct. 20. The Cowboys have faced Philadelphia three times on Oct. 20 and went 2-1. Dallas has also faced the N.Y. Giants, Minnesota, Atlanta, and Arizona on Oct. 20.

Dallas' first ever Oct. 20 game came in 1963, a 21-37 loss to the N.Y. Giants. Its last Oct. 20 game was in 2013, a 17-3 win over Philadelphia.

Date	Opp/ Loc.	Dal W/L	Score	Date	Opp/ Loc.	Dal W/L	Score
10/20/63	@NYG	L	21-37	10/20/96	ATL	W	32-28
10/20/68	@Min	W	20-7	10/20/02	@Ari	L	6-9
10/20/74	PHI	W	31-24	10/20/13	@Phi	W	17-3
10/20/85	@Phi	L	14-16				

★ SERIES HISTORY ★

Dallas and Philadelphia have squared off 116 times in the regular season with Dallas holding a 65-51 advantage. Along with the four playoff games, Dallas holds a 68-52 record over the Eagles. The Cowboys lost the first three games of the series before logging win streaks of 11 games and nine games over the course of the next 18 years. There have been four playoff games - one Wild Card Game (2009), two Divisional Playoff Games (1992 and 1995) and an NFC Championship Game (1980). Below is a brief look at the last 12 games of the series:

Date	Loc.	W/L	Score	Date	Loc.	W/L	Score
10/20/13	Phi	W	17-3	10/30/16	Dal	W	29-23
12/29/13	Dal	L	22-24	1/1/17	Phi	L	13-27
11/27/14	Dal	L	10-33	11/19/17	Dal	L	9-37
12/14/14	Phi	W	38-27	12/31/17	Phi	W	6-0
9/20/15	Phi	W	20-10	11/11/18	Phi	W	27-20
11/8/15	Dal	L(OT)	27-33	12/9/18	Dal	W(OT)	29-23

★ INSIDE THE SERIES HISTORY ★

All-time including playoffs, Dallas and Philadelphia have faced each other 120 times, and Dallas holds a 68-52 series advantage.

In the 120 games of the series there have been:

- * 52 games decided by two-or-more touchdowns
- * 32 games decided by three-or-more touchdowns
- * 47 games decided by a touchdown-or-less
- * An 11-game winning streak by Dallas
- * A 49-point win by Dallas - biggest Cowboys win (10/9/66)
- * A 38-point loss by Dallas - biggest Cowboys loss (12/28/06)
- * Five shutouts - three by Dallas
- * Four playoff games - one Wild Card, two Divisional Playoffs and one NFC Championship Game
- * Three playoff wins by Dallas - the Wild Card game and both Divisional Games
- * Four overtime games - series split at 2-2
- * 11 Monday night games and 12 Sunday night games
- * 2,604 points scored by Dallas, 2,372 allowed
- * A 30-27 Cowboys record on the road in Philadelphia
- * A 38-24 Cowboys record in home games, including a 5-6 record at AT&T Stadium, including playoffs.

★ ALL IN THE FAMILY ★

For the second straight season, the Dallas Cowboys were 5-1 against the NFC East in 2018 - 10-2 the last two seasons (2017-18) - and won the division for the 20th time since 1970. Dallas opened the 2019 season with a familiar foe in the N.Y. Giants, the seventh time in 11 years the two teams met in the first game at AT&T Stadium. Dallas won the first matchup of the year in decisive fashion, upping its win streak over the Giants to five games, and then beat the Redskins in Washington in Week 2. The last time the Cowboys opened the year with back-to-back division games was in 2016.

Overall, the Cowboys hold a 207-142-4 record against current NFC East rivals. Below is a look at Dallas' record against the East:

	W	L	T	Pct.	Long Win Str.	Long Loss Str.	Cur. Str.
Washington	72	45	2	.613	10	4	W2
NY Giants	67	45	2	.596	12	6	W5
Philadelphia	68	52	0	.567	11	8	W3
Totals	207	142	4	.592	-	-	W5

★ SOLD OUT STADIUMS ★

The Cowboys have played in front of sold out stadiums in 477 of their last 479 games (including playoffs) and in 279 consecutive games. They played in front of sold out crowds in 153 consecutive games at Texas Stadium (including playoffs) - dating back to Dec. 16, 1990 against Phoenix, their last home non-sellout. Dallas opened what is now named AT&T Stadium with the largest crowd to witness a regular season NFL game with 105,121 tickets distributed and have 87 straight sellouts (including playoffs). The Cowboys have sold out each of their last 240 home games.

On the road, Dallas has played in front of sold out crowds in 137 straight games (including playoffs), dating back to its last road non-sellout - at Arizona (10/20/02).

★ HOME COOKING ★

Since AT&T Stadium opened in 2009, Dallas has posted a 46-37 regular season record at home. However, since 2016, the Cowboys have utilized their home field advantage, going 19-8 at AT&T Stadium, which is tied for the third-most wins at home and is the fifth-highest win percentage (.704), including a 35-17 season-opening win against the Giants in Week 1 and a 31-6 win against Miami in Week 3.

NFL Team Home Wins Since 2016

Team	Games	W	L	Win %
New England	26	22	4	.846
Kansas City	26	20	6	.769
New Orleans	27	20	7	.741
Philadelphia	27	20	7	.741
Minnesota	26	19	7	.731
Dallas	27	19	8	.704
Seattle	27	19	8	.704

★ GETTING TO FIVE HUNDRED ★

The Dallas Cowboys notched the franchise's 500th regular season win after a victory at the N.Y. Giants (12/10/17). Dallas reached that mark in 879 games, second-fastest all-time in NFL history only to Chicago's league-best 863 games. The win also served as Jerry Jones' 250th regular season win as the Dallas Cowboys Owner, President and General Manager:

Fastest to 500 Wins (Regular Season) - NFL History

Team	Founded	500th Win	Games	All-Time Win Total
Chicago	1920	11/17/85	863	764-585-42
Dallas	1960	12/10/17	879	515-383-6
New England	1960	12/30/18	900	506-391-9
San Francisco	1950	10/20/13	929	537-472-14
N.Y. Giants	1925	12/11/94	935	694-600-33
Indianapolis	1953	12/5/16	946	519-461-7
Green Bay	1921	11/13/94	962	748-572-38
LA Rams	1937	11/18/07	969	571-565-21
Washington	1932	9/12/04	979	601-595-28
Pittsburgh	1933	9/16/07	998	625-548-21
Philadelphia	1933	11/15/10	1,059	575-600-25
Detroit	1930	10/2/11	1,125	561-660-33
Arizona	1920	9/30/12	1,228	555-749-41

★ AT&T STADIUM RECORD... ★

In 2018 the Dallas Cowboys reached a milestone with their 10th season in what is now AT&T Stadium. Last season the Cowboys finished the regular season 7-1 record at home - tied for the most wins and best record in a single season all-time at AT&T Stadium with the 2016 team, and have started 2-0 in 2019.

Dallas' first game at the venue was on Sept. 20, 2009 - a 31-33 loss to the N.Y. Giants. The club's first win came a week later with a 21-7 decision over Carolina. Overall, Dallas owns a 46-37 regular season record - 3-1 postseason - and a 49-38 overall mark at home in AT&T Stadium. Below is a breakdown of the club's record on their home turf:

Regular season	46-37
Postseason	3-1
Overall	49-38

Regular Post

September	13-5	
October	8-12	
November	15-10	
December	8-9	
January	2-1	3-1

Playing at noon	15-8	
Playing at 3:30	16-18	1-1
Playing in prime time	15-11	2-0

Thursday	6-5	
Saturday	0-2	2-0
Sunday	37-26	1-1
Monday	3-4	

Fully closed stadium	31-24	3-1
Fully open stadium	8-8	
Roof open, doors closed	2-4	
Roof closed, doors open	5-1	

Playing against the NFC East	17-14	1-0
Playing against the NFC (non-NFC East)	16-15	2-1
Playing against the AFC	13-8	

Team-by-team							
Team	W	L	Pct	Team	W	L	Pct
Arizona	0	1	.000	New England	0	1	.000
Atlanta	1	1	.500	New Orleans	2	2	.500
Baltimore	1	0	1.000	N.Y. Giants	6	5	.545
Buffalo	1	0	1.000	N.Y. Jets	0	1	.000
Carolina	1	1	.500	Oakland	2	0	1.000
Chicago	1	2	.333	Philadelphia	4	6	.400
Cincinnati	1	0	1.000	Pittsburgh	1	0	1.000
Cleveland	1	0	1.000	San Francisco	0	1	.000
Denver	0	1	.000	Seattle	2	2	.500
Detroit	3	1	.750	Tampa Bay	3	0	1.000
Green Bay	0	3	.000	Tennessee	0	2	.000
Houston	1	0	1.000	Washington	7	3	.700
Indianapolis	1	0	1.000				
Jacksonville	1	1	.500	Postseason			
Kansas City	1	0	1.000	Detroit	1	0	1.000
LA Chargers	0	2	.000	Green Bay	0	1	.000
LA Rams	2	1	.667	Philadelphia	1	0	1.000
Miami	2	0	1.000	Seattle	1	0	1.000
Minnesota	1	0	1.000				

The Cowboys 7-1 home mark in 2018 tied the 2016 team for the best home record by a Cowboys team since the stadium opened in 2009:

Most Single Season Wins at AT&T Stadium - Dallas Cowboys


Season	Wins	Consec. Wins	Home Record
2016	7	7	7-1
2018	7	4	7-1
2009	6	5	6-2
2011	5	4	5-3
2013	5	3	5-3

396.1 25.8 7.87

Dallas' offense has averaged 396.1 yards-per-game at AT&T Stadium - third-most at home since 2009.

The Cowboys are scoring 25.8 points-per-game at home since moving into AT&T Stadium - sixth in the NFL.

Dallas has averaged 7.87 yards-per-play at home since 2009, third in the NFL.



★ THE DALLAS COWBOYS - A CHAMPIONSHIP TRADITION ★

SUPER BOWL CHAMPIONSHIPS

New England Patriots	6
Pittsburgh Steelers	6
DALLAS COWBOYS	5
San Francisco 49ers	5
Green Bay Packers	4
New York Giants	4
Denver Broncos	3
Oakland Raiders	3
Washington Redskins	3

SUPER BOWL APPEARANCES

New England Patriots	11
DALLAS COWBOYS	8
Pittsburgh Steelers	8
Denver Broncos	8
San Francisco 49ers	6
Green Bay Packers	5
Miami Dolphins	5
New York Giants	5
Oakland Raiders	5
Washington Redskins	5

POSTSEASON VICTORIES

New England Patriots	37
Pittsburgh Steelers	36
DALLAS COWBOYS	35
Green Bay Packers	34
San Francisco 49ers	30
Oakland Raiders	25
New York Giants	24

POSTSEASON APPEARANCES

DALLAS COWBOYS	33
New York Giants	32
Green Bay Packers	32
Pittsburgh Steelers	31
Cle./StL/LA Rams	29
Minnesota Vikings	29
Indianapolis Colts	28
Chicago Bears	26
New England Patriots	26
Philadelphia Eagles	26
San Francisco 49ers	25

POSTSEASON GAMES

DALLAS COWBOYS	63
Pittsburgh Steelers	61
New England Patriots	57
Green Bay Packers	56
San Francisco 49ers	50
New York Giants	49
Minnesota Vikings	49

CONSEC. POSTSEASON APPEARANCES

New England Patriots (2009-18) ...	10
DALLAS COWBOYS (1975-83) ...	9
Indianapolis Colts (2002-10)	9
DALLAS COWBOYS (1966-73) ...	8
Pittsburgh Steelers (1972-79)	8
Los Angeles Rams (1973-80)	8
San Francisco 49ers (1983-90)	8

CONSECUTIVE WINNING SEASONS

DALLAS COWBOYS (1966-85)	20
New England Patriots (2001-18) ...	18
Oakland Raiders (1965-80)	16
San Francisco 49ers (1983-98) ...	16
Chicago Bears (1930-44)	15
Green Bay Packers (1934-47)	14

ALL-TIME REGULAR SEASON WINNING %

DALLAS COWBOYS	0.573
Chicago Bears	0.566
Green Bay Packers	0.566
New England Patriots	0.564
Miami Dolphins	0.553
Minnesota Vikings	0.547
Baltimore Ravens	0.547

42 SEASONS OF 500-OR-BETTER	33 POSTSEASON APPEARANCE	24 DIVISION TITLES	16 NFL/NFC CHAMPIONSHIP GAME FINALIST	8 NFC CHAMPIONSHIPS	5 SUPER BOWL CHAMPIONSHIPS
1965 1982 2009	1966 1991	1966 1992	1966 1975 1992	1970 1992	1971 1992
1966 1983 2011	1967 1992	1967 1993	1967 1977 1993	1971 1993	1977 1993
1967 1984 2012	1968 1993	1968 1994	1970 1978 1994	1975 1995	1977 1995
1968 1985 2013	1969 1994	1969 1995	1971 1980 1995	1977	
1969 1991 2014	1970 1995	1970 1996	1972 1981	1978	
1970 1992 2016	1971 1996	1971 1998	1973 1982		
1971 1993 2017	1972 1998	1973 2007			
1972 1994 2018	1973 1999	1976 2009			
1973 1995	1975 2003	1977 2014			
1974 1996	1976 2006	1978 2016			
1975 1998	1977 2007	1979 2018			
1976 1999	1978 2009	1981			
1977 2003	1979 2014	1985			
1978 2005	1980 2016				
1979 2006	1981 2018				
1980 2007	1982				
1981 2008	1983				
	1985				



★ PRO BOWL COWBOYS ★

Over the previous nine drafts, Dallas has selected 12 player that have gone on to make at least one Pro Bowl - second most in the NFL over that span (Kansas City, 13). Since 1989 Dallas has sent 53 different players to the Pro Bowl, and of those, Dallas drafted 37. Additionally, Cowboys draft picks have been selected to 73 Pro Bowls since 2002 (24 different players), which is 19 more than any other team over that span (Kansas City, 54):

COWBOYS PRO BOWL DRAFT PICKS SINCE 2002 (BY YEAR DRAFTED)

2002: Roy Williams (5)
 2002: Andre Gurode (5)
 2003: Terence Newman (2)
 2003: Jason Witten (11)
 2005: DeMarcus Ware (9 - 7 with Dallas)
 2005: Marion Barber (1)
 2005: Jay Ratliff (4)
 2006: Jason Hatcher (1)
 2007: Anthony Spencer (1)
 2007: Nick Folk (1)
 2008: Mike Jenkins (1)
 2008: Martellus Bennett (1 - with Chicago)



2010: Dez Bryant (3)
 2010: Sean Lee (2)
 2011: Tyron Smith (6)
 2011: DeMarco Murray (3 - 2 with Dallas)
 2011: Wayne Harris (1 - with N.Y. Giants)
 2013: Travis Frederick (4)
 2014: Zack Martin (5)
 2014: DeMarcus Lawrence (2)
 2015: Byron Jones (1)
 2016: Dak Prescott (2)
 2016: Ezekiel Elliott (2)
 2018: Leighton Vander Esch (1)



17

Since the start of 2016, Dak Prescott is responsible for 17 total touchdowns (14 passing, three rushing) when the game is within seven points in the fourth quarter or overtime, fourth-most in the NFL over that span, trailing only Russell Wilson (20), Matt Ryan (19) and Drew Brees (18).

**regular season only*

★ RAYNEING TOUCHDOWNS... ★

Rayne Dakota Prescott is responsible for 98 combined rushing and passing touchdowns through his first 54 NFL games, which ranks 11th in NFL history at the quarterback position:

Combined Touchdowns in a QBs First 53 Career Games

Player	TDs	Player	TDs
Dan Marino	127	Peyton Manning ...	102
Johnny Unitas	115	Cam Newton	100
Andrew Luck	111	Aaron Rodgers	100
Daunte Culpepper.....	108	Jeff Garcia	99
Matthew Stafford.....	108	Dak Prescott	98
Kurt Warner	103	Len Dawson	97

★ CLUTCH GENE ★

Dak Prescott has also demonstrated an ability to perform his best when the game is on the line, delivering for his team when they are trailing in games - exhibited by his 29 career go-ahead touchdown passes, 10th most since the start of 2016. Prescott has also rushed for eight go-ahead touchdowns, giving him 37 total - third since 2016:

Go-Ahead Touchdowns by QBs Since 2016

Player	Team	Pass TD	Rush TD	Total TDs
Russell Wilson	SEA	41	2	43
Matt Ryan	ATL	38	0	37
Dak Prescott.....	DAL	29	8	37
Aaron Rodgers	GB	33	2	35
Kirk Cousins	MIN	32	3	35

★ THE FINISHER ★

Dating back to his rookie season in 2016, Dak Prescott has proven himself to be strong in clutch late-game moments. Since the start of 2016, Prescott is responsible for 17 total touchdowns when the game is within seven points in the fourth quarter or overtime, fourth-most in the NFL over that span:

Most TDs in the 4th Qtr & OT, +/- 7 Points - NFL, 2016-19

Player	Pass Yds	Pass TD	Rush Yds	Rush TD	Total Yds	Total TD
R. Wilson, Sea.....	2,243	20	284	0	2,487	20
M. Ryan, Atl.....	2,132	18	42	1	2,174	19
D. Brees, NO	1,713	14	5	4	1,718	18
D. Prescott, Dal.....	2,124	14	90	3	2,214	17
D. Carr, Oak	1,943	16	4	0	1,947	16

★ FOURTH QUARTER WINS ★

Since taking over as the Dallas Cowboys starting quarterback in 2016, Dak Prescott has engineered his share of fourth quarter wins for the club. Included in his 35 regular season wins as a starter are nine occasions in which he led the team to victory when the club was tied or trailing in the fourth quarter or overtime. Prescott's nine wins are the fifth-most by a Dallas signal caller, with five of those wins coming as a rookie in 2016 and four in 2018:

4th Quarter/OT Wins - Cowboys

Quarterback	Wins	Quarterback	Wins
Tony Romo.....	24	Danny White	11
Troy Aikman	15	Dak Prescott.....	9
Roger Staubach.....	13		

Below is a look at each of Prescott's nine games in which the game was tied or the team trailed to pull out the win and his 4th quarter/OT stats:

Date	Opp	Score	Time Left	Att	Com	Yds	TD	Int	Final Score
9/18/16	@Was	20-23	15:00	7	6	66	0	0	27-23
10/30/16	PHI*	13-23	7:48	20	11	135	2	0	29-23
11/13/16	@Pit	29-30	0:42	11	10	83	0	0	35-30
12/1/16	@Min	7-9	14:11	4	2	26	1	0	17-15
12/18/16	TB	17-20	15:00	6	6	41	0	0	26-20
9/30/18	DET	23-24	2:17	11	7	99	0	0	26-24
11/18/18	@Atl	19-19	1:52	6	4	45	0	0	22-19
12/9/18	PHI*	23-23	1:39	12	11	94	1	0	29-23
12/30/18	@NYG	28-32	3:21	10	5	78	1	0	36-35

**italics indicate overtime and are reflected in the stats totals*

Prescott has also secured 14 game-winning drives in his career to tie for fourth all-time in club history:

Career Game-Winning Drives

Player	Drives
Tony Romo.....	29
Roger Staubach.....	21
Troy Aikman	20
Danny White	14
Dak Prescott.....	14

Amongst all NFL quarterbacks, Prescott is tied with two others for the most game-winning drives from 2016-19:

Game-Winning Drives - NFL (2016-19)

Player	Drives
Dak Prescott, Dal	14
Drew Brees, NO.....	14
Matthew Stafford, Det.....	14

Additionally, Prescott's 14 game-winning drives are the most by any NFL QB in his first three seasons to start a career, since 1970:

Game-Winning Drives - First Three Seasons

Player	Drives
Dak Prescott, Dal	14
Matt Ryan, Atl	13
Derek Carr, Oak.....	12
Russell Wilson, Sea.....	12

★ DAK'S RECORD WHEN... ★

Since taking over as Dallas' starting quarterback in 2016, Dak Prescott has compiled a 35-19 regular season record in 54 career starts, and is 1-2 in the postseason. Below is a look at Prescott's record under several different circumstances:

	Regular	Post
Playing at home:	19-8	1-1
Playing on the road:	16-11	0-1
Playing indoors:	19-10	1-1
Playing outdoors:	16-9	0-1
Playing against the NFC East:	15-5	
Playing against the NFC (non-NFC East):	12-8	1-2
Playing against the AFC:	8-6	
Playing on Thursday:	5-1	
Playing on Sunday:	28-17	1-2
Playing on Monday night:	2-1	
Playing on artificial turf:	23-15	1-1
Playing on natural grass:	12-4	0-1
Offense totals over 400 yards:	19-3	0-1
Throws for over 300 yards:	6-1	0-1
Throws for 200-299 yards:	23-10	1-1
Attempts more than 30 passes	17-15	1-2
Throws only one touchdown:	10-4	1-1
Throws more than one touchdown:	20-5	0-1
Completes 60.0%-or-more of his passes:	31-13	1-2
Averages more than 7.0 yards-per-attempt:	27-5	0-2
Has more than one Big Play (25+) passing:	20-5	1-1
Throws no interceptions:	29-6	0-1
Throws one interception:	4-5	1-1
Throws more than one interception:	2-8	
Records at least 100.0 passer rating:	25-1	0-1
Commits no turnovers:	25-3	0-1
Against teams with winning record:	12-10	1-2
Against teams with .500 record:	8-3	
Against teams with losing record:	15-6	
Has at least one rush attempt:	34-17	1-2
Has more than five rush attempts:	13-4	1-0
Sacked one time-or-less:	18-5	1-1
Sacked more than once:	17-14	0-1
September:	9-5	
October:	7-6	
November:	10-4	
December:	9-3	
January:	0-1	1-2

Team-by-team							
Team	W	L	Pct	Team	W	L	Pct
Arizona	1	0	1.000	Minnesota	1	0	1.000
Atlanta	1	1	.500	New Orleans	1	1	.500
Baltimore	1	0	1.000	N.Y. Giants	5	2	.714
Carolina	0	1	.000	N.Y. Jets	0	1	.000
Chicago	1	0	1.000	Oakland	1	0	1.000
Cincinnati	1	0	1.000	Philadelphia	4	2	.667
Cleveland	1	0	1.000	Pittsburgh	1	0	1.000
Denver	0	1	.000	San Francisco	2	0	1.000
Detroit	2	0	1.000	Seattle	0	2	.000
Green Bay	1	2	.333	Tampa Bay	2	0	1.000
Houston	0	1	.000	Tennessee	0	1	.000
Indianapolis	0	1	.000	Washington	6	1	.833
Jacksonville	1	0	1.000				
Kansas City	1	0	1.000				
LA Chargers	0	1	.000	Postseason			
LA Rams	0	1	.000	Green Bay	0	1	.000
Miami	1	0	1.000	L.A. Rams	0	1	.000
				Seattle	1	0	1.000

★ DAK TO THE FUTURE ★

Now in his fourth pro season, Dak Prescott ranks sixth in passing yards (12,759), completions (1,122), attempts (1,686) and wins (35), seventh in passing touchdowns (78) and third in yards-per-attempt (7.58) in regular season team history:

Dallas Cowboys All-Time QB Chart

WINS AS STARTER

Troy Aikman	94
Roger Staubach	85
Tony Romo	78
Danny White	62
Don Meredith	47
Dak Prescott	35

PASSING YARDS

Tony Romo	34,183
Troy Aikman	32,942
Roger Staubach	22,700
Danny White	21,959
Don Meredith	17,199
Dak Prescott	12,759

ATTEMPTS

Troy Aikman	4,715
Tony Romo	4,335
Roger Staubach	2,958
Danny White	2,950
Don Meredith	2,308
Dak Prescott	1,686

PASSING TOUCHDOWNS

Tony Romo	247
Troy Aikman	165
Danny White	155
Roger Staubach	153
Don Meredith	135
Craig Morton	80
Dak Prescott	78

COMPLETIONS

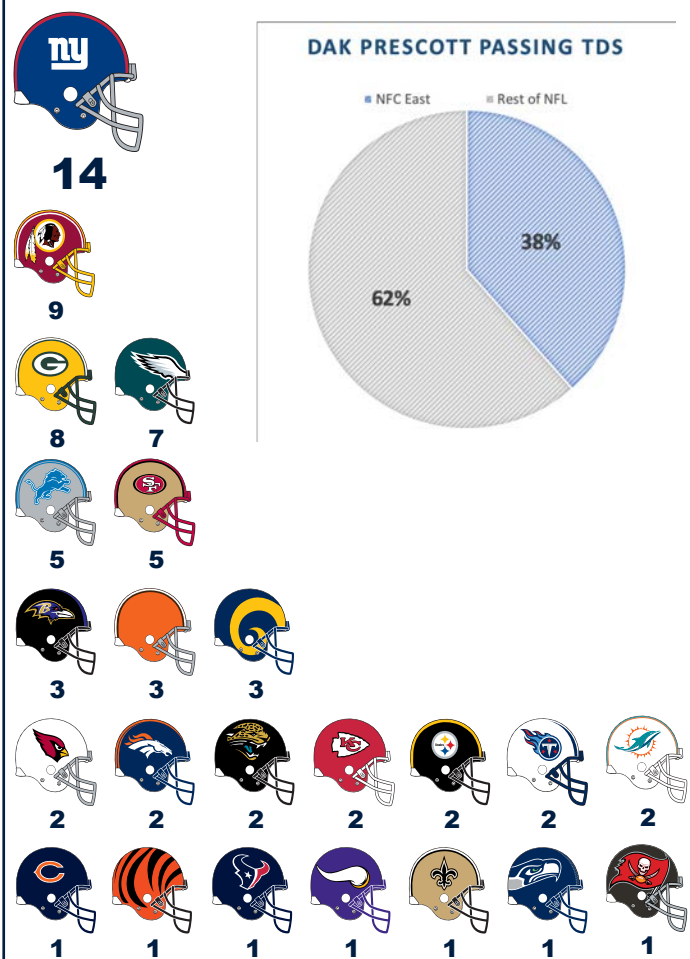
Troy Aikman	2,898
Tony Romo	2,829
Danny White	1,761
Roger Staubach	1,685
Don Meredith	1,170
Dak Prescott	1,122

YARDS-PER-ATTEMPT

Tony Romo	7.89
Roger Staubach	7.67
Dak Prescott	7.58
Don Meredith	7.45
Danny White	7.44

★ PRESCOTT TDS BY TEAM ★

Dak Prescott has thrown a touchdown pass against 23 of the other 31 NFL teams in the regular season. Below is a team-by-team breakdown of his touchdowns through the air:



★ PRESCOTT TARGETS ★

In the midst of his young career, Dak Prescott has completed 1,122-of-1,686 passes for 12,759 yards with 78 touchdowns in 54 regular season games played behind center. Below is a breakdown of Dak's targets by position and player:

Position Breakdown					
	Comp.	Yds	TD		
WR.....	656	8,421	55	RB.....	209
TE.....	246	2,485	16	FB.....	11
					63
					0

Player Breakdown by Completions					
Player	Com	Yds	TD	Player	Com
C. Beasley	174	1,774	12	L. Dunbar	13
E. Elliott	153	1,338	6	D. Schultz	13
J. Witten	153	1,453	9	N. Brown	9
D. Bryant	119	1,634	14	A. Morris	9
T. Williams	97	1,162	3	K. Smith	8
A. Cooper	86	1,240	11	D. Smith	5
M. Gallup	57	894	3	R. Switzer	5
B. Jarwin	37	426	4	C. Wilson	5
G. Swaim	33	328	1	T. Pollard	4
B. Butler	30	533	6	J. Hanna	4
R. Smith	29	266	1	R. Gathers	3
A. Hurns	20	295	2	G. Escobar	3
R. Cobb	17	210	1	L. Whitehead	2
T. Austin	16	230	2	J. Olawale	2
D. Thompson	14	124	0	D. McFadden	2
					6
					0

Prescott has thrown 78 touchdown passes - good for seventh all-time in team history. Below is his individual touchdown totals:

Player	TDs	Player	TDs
Dez Bryant	14	Tavon Austin	2
Cole Beasley	12	Allen Hurns	2
Amari Cooper	11	Randall Cobb	1
Jason Witten	9	Gavin Escobar	1
Brice Butler	6	James Hanna	1
Ezekiel Elliott	6	Rod Smith	1
Blake Jarwin	4	Geoff Swaim	1
Michael Gallup	3	Devin Smith	1
Terrance Williams	3		

**italics indicate current Cowboy*

★ TOUCHDOWN BREAKDOWN ★

Dak Prescott has thrown 78 touchdown passes. Below is a look at Dak's touchdown totals by quarter, down and distance:

Quarter	Down	Distance
1st Quarter ...	1st Down	0-9 Yards
2nd Quarter ...	2nd Down	10-19 Yards
3rd Quarter ...	3rd Down	20-29 Yards
4th Quarter ...	4th Down	30-39 Yards
OT		40-49 Yards
		50+ Yards

★ QB WINS ★

In three-plus seasons as the starting quarterback of the Dallas Cowboys, Dak Prescott has proven to be a winner, as his 35 victories are tied for fourth in team history. He has had a winning record in each of his first three seasons, as his 13 wins in 2016 were the most by a rookie quarterback in NFL history, followed up by a 9-7 record in 2017, a 10-6 mark in 2018 and a 3-3 start to 2019.

Overall, Prescott's 35 wins are second behind only Tom Brady in the NFL from 2016-19:

Wins by Starting QB - 2016-19	
Player	Wins
Tom Brady, NE	41
Dak Prescott, Dal	35

Prescott's 34 wins from 2016-19 are also tied for seventh by an NFL quarterback in his first 50 starts in league history:

QB Wins Through 50 Starts		
Player	Wins	Win%
Tom Brady	38	0.760
Russell Wilson	36	0.720
Ben Roethlisberger	36	0.720
Kurt Warner	35	0.700
Tony Romo	35	0.700
Matt Ryan	35	0.700
Dak Prescott	34	0.680
Phillip Rivers	34	0.680

★ QBS MULTIPLE TOUCHDOWNS ★

In seven games in 2016, Dak Prescott tossed at least two touchdowns to tie for fourth by a rookie in NFL history. He had six multi-touchdown passing games in 2018, four to start 2019, and his 25 total games rank fifth in franchise history:

Multiple-Touchdown Games			
Player	Games	Player	Games
Tony Romo	79	Troy Aikman	43
Roger Staubach	48	Don Meredith	41
Danny White	44	Dak Prescott	25

Prescott also notched four games with three-plus touchdown passes in 2016 that tied the most by a rookie quarterback in NFL history. It also tied the eighth-most in the NFL in 2016 by any league quarterback.

After four more in 2017, two in 2018, and two to start 2019, he has 12 in total - fifth on the team's all-time three-touchdown games list:

Three-Touchdown Games			
Player	Games	Player	Games
Tony Romo	40	Don Meredith	14
Danny White	20	Dak Prescott	12
Roger Staubach	17	Troy Aikman	10

★ QB RATINGS AT 100.0 ★

Dak Prescott established the most games with a 100.0 rating by a quarterback in a season in team history with 11 in 2016:

Single-Season 100.0 QB Rating Games		
Player	Games	Season
Dak Prescott*	11	2016
Tony Romo	10	2007
Tony Romo	10	2014

**denotes rookie*

Prescott had eight games in 2018, two in 2019, and his 26 games with at least a 100.0 rating rank fifth in team history:

Career 100.0 QB Rating Games			
Player	Games	Player	Games
Tony Romo	67	Danny White	33
Troy Aikman	44	Dak Prescott	26
Roger Staubach	37	Craig Morton	24

Prescott's 24 games with at least a 100.0 rating from 2016-18 are tied with Russell Wilson (2012-14) for the most games by a quarterback in his first three seasons in NFL history:

100.0 QB Rating Games - First Three Seasons		
Player	Games	Seasons
Russell Wilson	24	2012-14
Dak Prescott	24	2016-18
Dan Marino	19	1983-85
Carson Palmer	19	2004-06
Joe Flacco	19	2008-10

He continues to add to his resume, and through his first 54 starts, Prescott sits at 26 games with a 100.0 rating, the third-most in NFL history:

Player	GS	100.0 Rtg Games	W/L	Win%
Aaron Rodgers	54	32	26-6	.813
Tony Romo	54	30	25-5	.833
Dak Prescott	54	26	25-1	.962
Russell Wilson	54	26	23-3	.885

★ NFC OFFENSIVE POW ★

Prescott earned NFC Offensive Player of the Week honors for his Week 1 performance, completing 25-of-32 passes for 405 yards and four touchdowns to register a perfect passer rating (158.3), becoming only the second Cowboys quarterback to record a perfect passer rating in team history (Craig Morton). It was the first time in his career that he was named player of the week. He became the first Dallas rookie quarterback to win NFL Rookie of the Month in 2016 after his performance made him the first rookie quarterback in the Super Bowl era to go 4-0 with no interceptions in a calendar month.

★ HALF-CENTURY MARKS ★

Prescott's career is off to a torrid pace, and his first 50-game totals rank near the top of several key NFL markers:

Completion Percentage (min 50 games, 1,250 att.)

Player	Team	Cmp.	Att.	Cmp%
Kurt Warner.....	StL	1,063	1,581	67.24
Dak Prescott.....	DAL	1,026	1,537	66.75
Kirk Cousins.....	WAS	1,105	1,677	65.89
Chad Pennington..	NYJ	876	1,342	65.28
Marc Bulger.....	StL	1,115	1,726	64.60

Adjusted Yards-Per-Attempt (min 50 games, 1,250 att.)

Player	Team	Cmp.	Att.	AY/A
Kurt Warner.....	StL	1,063	1,581	8.28
Russell Wilson....	SEA	845	1,323	8.05
Aaron Rodgers....	GB	966	1,505	7.96
Dan Marino.....	MIA	1,025	1,684	7.86
Dak Prescott.....	DAL	1,026	1,537	7.72

Quarterback Rating (min 50 games, 1,250 att.)

Player	Team	Cmp.	Att.	QBR
Kurt Warner.....	StL	1,063	1,581	99.6
Russell Wilson....	SEA	845	1,323	98.2
Dak Prescott.....	DAL	1,026	1,537	98.0
Aaron Rodgers....	GB	966	1,505	97.3
Dan Marino.....	MIA	1,025	1,684	94.7

★ RANKING RAYNE ★

Prescott has been among the statistical league leaders at the quarterback position in 2019, ranking third in passing yards (1,883), sixth in passer rating (102.9) and sixth in completion percentage (69.7%):

2019 Passing Yards Leaders

Player	Att	Cmp	Pct	Yds	TD	Int	Rate
Patrick Mahomes.....	230	147	63.9	2,104	14	1	111.9
Matt Ryan.....	258	186	72.1	2,011	15	7	102.7
Dak Prescott.....	211	147	69.7	1,883	11	6	102.9
Philip Rivers.....	238	159	66.8	1,785	9	6	91.1
Jameis Winston.....	220	132	60.0	1,771	12	10	84.9
Tom Brady.....	228	149	65.4	1,743	10	3	97.5

Prescott's 1,883 yards through six games are the most by any Cowboys passer through the first six games of a season:

Player	Att	Cmp	Pct	Yds	TD	Int	Rate
Dak Prescott, 2019..	211	147	69.7	1,883	11	6	102.9
Tony Romo, 2011.....	217	140	64.5	1,756	10	6	93.4
Tony Romo, 2007.....	200	119	59.5	1,707	15	9	93.5
Tony Romo, 2013.....	218	153	70.2	1,693	14	3	108.6

★ OPENING ACT ★

In the 2019 opener, Dak Prescott recorded a perfect passer rating (158.3), completing 25-of-32 passes for 405 yards and four touchdowns, becoming only the second Cowboys quarterback to record a perfect passer rating in team history (Craig Morton). He is also one-of-four players in NFL history to record a game with 400 passing yards, four passing touchdowns and a perfect passer rating:

Perfect Passer Rating, 400 yards and 4 TDs

Date	Player	Team	Yards	TDs	Rating
9/8/19	Dak Prescott	DAL	405	4	158.3
9/27/18	Jared Goff	LAR	465	5	158.3
11/3/13	Nick Foles	PHI	406	7	158.3
11/2/86	Ken O'Brien	NYJ	431	4	158.3

Additionally, Prescott is the fourth quarterback to register a 158.3 passer rating, the highest attainable mark, on 30-or-more pass attempts in NFL history, joining Jared Goff (33 attempts on 9/27/18), Ken O'Brien (32 attempts on 11/2/86) and Kurt Warner (30 attempts on 10/1/00).

He threw nine touchdowns through the first three games of 2019, the second Cowboys quarterback to accomplish the feat:

Touchdown Passes Through Three Games

Season	Player	Att	Com	Yards	TDs	Rating
2019	Dak Prescott	94	70	920	9	128.0
1966	Don Meredith	68	34	695	9	125.9
2007	Tony Romo	88	51	860	8	111.9
1978	Roger Staubach	96	56	738	8	80.1

★ RAYNE MAN ★

Rayne Dakota "Dak" Prescott has proven to be a threat with his feet during his young career through his first 54 games, he has surpassed 1,000 career rushing yards (1,077) - the fourth Cowboys quarterback to reach that milestone. Prescott did it in 50 games, tying Roger Staubach for the fewest games to the mark.

Overall, Prescott is tied for first in rushing scores (20), third in rushing yards (1,077) and fifth in carries (208) among Cowboys quarterbacks all-time:

All-Time Dallas Cowboys QB Rushing Yard Leaders

Player	Att	Yards	Avg	Long	TD
Roger Staubach.....	410	2,264	5.5	33	20
Don Meredith.....	242	1,216	5.0	28	15
Dak Prescott.....	208	1,077	5.2	42	20
Troy Aikman.....	327	1,016	3.1	25	9

Prescott has notched 20 rushing scores since his rookie season, most by any NFL quarterback from 2016-19:

QB Rush TDs - 2016-19

Player	Rush TDs
Dak Prescott, Dal.....	20
Cam Newton, Car.....	15
Tyrod Taylor, Buf/Cle.....	11
Josh Allen, Buf.....	11

Prescott's 20 rushing touchdowns are tied for fifth in NFL history through the first 54 games of a quarterback's career:

QB Rush TDs - First 54 Games

Player	Rush TDs
Cam Newton, Car.....	29
Daunte Culpepper, Min.....	26
Jack Kemp, Pit, LAC, SD....	24
Steve McNair, Ten.....	22
Steve Grogan, NE.....	20
Dak Prescott, Dal.....	20
Kordell Stewart, Pit.....	19

Prescott has set various rushing records by a Cowboys QB:

Dak Prescott QB Rushing Records

Team Record Set	Total	Year
Rush Yards by a QB, Single Season.....	357	2017
Rush TDs by a QB, Single Season.....	6	16-18
Rush Atts by a QB, Single Season.....	75	2018
Rush Atts by a Rookie QB, Single Season.....	57	2016
Longest Rush by a QB.....	42	2019

★ THROWING BOMBS ★

Prescott was one of only five quarterbacks in the NFL with at least two long throws of 75-plus yards in 2018, joining Ben Roethlisberger (four), Patrick Mahomes (two), Nick Mullens (two) and Matt Ryan (two).

In the first game of 2019, Prescott continued to stretch the field with increased accuracy, completing five passes of 25-plus yards, tied for the fifth-most in a single-game in team history and the most in a season-opener in team history. The five big-play completions boosted Prescott's yards-per-attempt to 12.66, the highest single-game average of his career and the sixth-highest single-game average in Cowboys history (minimum 25 attempts):

Player	Date	Att	Com	Yards	Avg	Lng	TD
D. Meredith.....	10/9/66	26	19	394	15.15	--	5
T. Romo.....	10/6/13	36	25	506	14.06	82t	5
D. Meredith.....	11/13/66	29	21	406	14.00	--	2
T. Romo.....	9/13/09	27	16	353	13.07	80t	3
T. Romo.....	11/4/07	25	20	324	12.96	53	3
D. Prescott.....	9/8/19	32	25	405	12.66	62	4

Against Green Bay in Week 5, Prescott completed six passes of 25-plus yards, tied for the second-most single-game big-play passes in Cowboys history:

Player	Date/Opp	Yds	25+
Tony Romo.....	Oct. 6, 2013 vs. Denver	506	8
Dak Prescott.....	Oct. 6, 2019 vs. Green Bay	463	6
Jason Garrett.....	Oct. 11, 1998 at Carolina	287	6
Jon Kitna.....	Nov. 14, 2010 at N.Y. Giants	327	6

★ 1,000 COMPLETIONS ★

Dak Prescott reached 1,000 career completions in the 2019 season-opening game versus the N.Y. Giants, doing so in only 49 career games. He is one-of-17 quarterbacks in NFL history to reach 1,000 completions in fewer than 50 career games, and he is tied for the fastest Cowboys quarterback to the mark, reaching the plateau in the same number of starts as Tony Romo:

Fewest Starts to 1,000 Completions

Player	Com	Att	Pct	Starts
Dak Prescott	1,000	1,507	66.4	49
Tony Romo	1,013	1,610	62.3	49
Troy Aikman	1,004	1,652	60.1	58
Danny White	1,009	1,663	60.1	58
Roger Staubach	1,013	1,769	57.3	75

★ FOUR STAR RATING ★

Dak Prescott reached 1,500 pass attempts in the first week of 2019, qualifying him for the all-time NFL passing record books. Among his notable achievements at this early stage in his career, Prescott ranks sixth in NFL annals in QB Rating, behind only Tony Romo in Cowboys history:

All-Time Quarterback Rating

Player	Att	Cmp	Pct	Yds	TD	Int	TD/INT	Rate
Aaron Rodgers ..	5,711	3,697	64.7	44,534	346	82	4.22	102.7
Russell Wilson ...	3,450	2,232	64.7	27,328	210	63	3.33	101.7
Drew Brees	9,831	6,621	67.3	74,845	522	235	2.22	97.7
Tom Brady	9,603	6,153	64.1	72,257	527	174	3.03	97.6
Tony Romo	4,335	2,289	65.3	34,183	248	117	2.12	97.1
Dak Prescott	1,686	1,122	66.5	12,759	78	31	2.52	96.8
Steve Young	4,149	2,667	64.3	33,124	232	107	2.17	96.8
Peyton Manning ..	9,380	6,125	65.3	71,940	539	251	2.15	96.5
Kirk Cousins	2,857	1,905	66.7	21,878	138	68	2.03	95.7
Phillip Rivers	7,238	4,677	64.6	56,441	383	184	2.08	95.5

★ DEEP IMPACT ★

According to Pro Football Focus, Prescott ranks first in the league in deep passing completions after six games in 2019, completing 18-of-31 attempts of 20-or-more yards downfield:

2019 NFL Deep Passing Stats

Player	Com	Att	Yards	TD	Att%	Rating
Dak Prescott	18	31	604	7	14.7	115.3
Patrick Mahomes	18	39	685	9	17.0	121.5
Russell Wilson	18	30	554	5	15.9	143.8
Deshaun Watson	15	35	507	5	17.4	105.7
Kyler Murray	13	29	466	1	12.2	88.6

Prescott ranks third in yards-per-attempt through six games, aided by 26 completions of 20-plus yards, an indicator that Dallas is pushing the ball down the field successfully:

Player	Team	Att	Com	Yards	Avg	20+ Com	TD
P. Mahomes	KC	230	147	2,104	9.15	30	14
R. Wilson	SEA	189	137	1,704	9.02	25	14
D. Prescott	DAL	211	147	1,883	8.92	26	11
Kirk Cousins	MIN	155	108	1,374	8.86	21	9
D. Watson	HOU	201	132	1,771	8.18	21	12

Since he entered the league in 2016, Prescott has thrown 10 touchdown passes of more than 50 yards, trailing only Tom Brady and Philip Rivers (11) over the last three-plus seasons:

Touchdown Passes of 50+ Yards Since 2016

Player	TDs
Tom Brady, NE	11
Philip Rivers, LAC	11
Dak Prescott, Dal	10
Carson Wentz, PHI	9
Alex Smith, KC	9
Patrick Mahomes, KC	9

★ TOUCHDOWN-TO-INTERCEPTION RATIO ★

Dak Prescott has shown prolific decision making in the young stages of his career, throwing only 31 interceptions against 78 touchdown passes. Prescott also knows when to tuck the ball and attack with his legs, scoring an additional 19 touchdowns on the ground in his three-plus NFL seasons. Among all qualifying quarterbacks (1,500 pass attempts), Prescott ranks fifth all-time with a 2.51 touchdown/interception ratio, and he is one-of-four quarterbacks to record 35-or-fewer interceptions on at least 1,500 pass attempts (1,646 attempts, 31 int.), joining Carson Wentz (1,622 attempts, 30 int.), Colin Kaepernick (1,692 attempts, 30 int.) and Nick Foles (1,589 attempts, 33 int.).

HIGHEST TD/INT RATIO IN NFL HISTORY



★ NO PRESSURE ★

The Cowboys offensive line has afforded the passing game solid protection in 2019, allowing Dak Prescott an average of 2.85 seconds to throw the ball, and have allowed only seven sacks on 211 pass attempts (218 dropbacks), the second-best sack percentage in the NFL:

2019 Lowest Sack Percentage

Team	Sacks	Pass Att	Sack %
Pittsburgh.....	5	190	2.56%
Dallas.....	7	211	3.21%
Kansas City.....	8	231	3.34%
Indianapolis.....	6	167	3.46%
San Francisco.....	6	147	3.92%

Prescott has also seen a clean pocket on the majority of his passes, as the offensive line has prevented any pressure on 70.8% of Dallas' passing dropbacks, the 10th-best figure in the league in 2019:

2019 Offense Pressure Leaders

Team	Pressures	Dropbacks	No Pressure %
Oakland.....	43	173	75.1%
San Francisco.....	40	154	74.0%
New England.....	62	238	73.9%
Arizona.....	77	273	71.8%
Kansas City.....	73	276	70.3%
Indianapolis.....	56	185	69.7%
Cincinnati.....	85	268	68.3%
Baltimore.....	76	232	67.2%
New Orleans.....	60	177	66.1%
Dallas.....	77	227	66.1%

*pressure stats per PFF

Prescott has also been very efficient when getting rid of the ball quickly in 2019, with 49.1% of his throws coming in 2.5 seconds-or-less. On those quick throws, Prescott has completed 88-of-111 passes (79.3%) with six touchdowns and a quarterback rating of 118.1, which is the second-highest rating on quick throws league-wide:

Player	2.5 Seconds-or-Less Dropbacks	Att.	Comp.	TD	QB Rating
Russell Wilson.....	119	110	86	7	119.6
Dak Prescott.....	111	111	88	6	118.1
Marcus Mariota.....	89	81	52	6	110.7
Teddy Bridgewater.....	89	88	67	6	109.7
Matt Ryan.....	147	143	115	8	109.3

*stats per PFF

★ FIRST DOWNS FOR 4 ★

Dak Prescott is completing 69.7% of his passes (147-of-211) in 2019, with 84 of those 147 completions going for first downs. His first down rate of 39.8% ranks seventh in the NFL in 2019, and since 1991 when the stat began to be tracked, it ranks sixth in a single-season in Cowboys history:

Single-Season Passing First Down Rate

Player	Season	Com	Att	Yards	1stD	1stD%
Tony Romo.....	2014	304	435	3,705	189	43.4%
Tony Romo.....	2006	220	337	2,903	143	42.4%
Tony Romo.....	2007	335	520	4,211	215	41.3%
Troy Aikman.....	1991	237	363	2,754	148	40.8%
Troy Aikman.....	1995	280	432	3,304	173	40.0%
Dak Prescott.....	2019	147	211	1,883	84	39.8%

Prescott is also a threat to pick up first downs with his legs, moving the chains on 85 of his 208 career rushes (40.9%). Since 2016 when Prescott entered the league, he ranks first among all quarterbacks in percentage of rushes gaining a first down:

Quarterback Rushing First Down Percentage

Player	Seasons	Att	Yards	1stD	1stD%
Dak Prescott.....	2016-19	208	1,077	85	40.9%
Josh Allen.....	2018-19	130	789	52	40.0%
Aaron Rodgers.....	2016-19	151	826	59	39.1%
Blake Bortles.....	2016-18	173	1,046	67	38.7%
Matt Ryan.....	2016-19	113	447	42	37.2%

*min. 100 rushes since 2016



12.9%

Ezekiel Elliott eats up yards in big portions when he carries the ball, ranking third in rushes of 10-plus yards in 2019. Elliott has averaged a big-play rush on 12.9% of his career carries, second among all active running backs, and eighth-highest all-time.

★ KING EZEKIEL ★

After leading the league in rushing as a rookie in 2016, Ezekiel Elliott finished 10th in the NFL in 2017 despite missing six games. He once again won the NFL rushing title in 2018 and is sixth in 2019:

2019 NFL Rushing Yards Leaders

Player	Att	Yards	Avg	Lng	YPG	TD
Christian McCaffrey, Car.....	127	618	4.9	84t	103.0	7
Nick Chubb, Cle.....	114	607	5.3	88t	101.2	6
Leonard Fournette, Jac.....	115	584	5.1	81	97.3	1
Dalvin Cook, Min.....	108	583	5.4	75t	97.2	6
Chris Carson, Sea.....	118	504	4.3	25	84.0	2
Ezekiel Elliott, Dal.....	113	491	4.4	27	81.8	5
Marlon Mack, Ind.....	101	470	4.7	63t	94.0	2

Elliott became the second Dallas Cowboy, 11th player, fifth since the merger, in NFL history to win the league rushing title at least twice in his first three seasons:

Rushing Titles in Two of First Three Seasons

Player	Seasons	Player	Seasons
Byron White, Pit/Det..	1938, 40	Earl Campbell, Hou...	1978-80
Bill Dudley, Pit.....	1942, 46	Eric Dickerson, LAR..	1983-84
Bill Paschal, NYG.....	1943, 44	Emmitt Smith, Dal.....	1991-92
Jim Brown, Cle.....	1957-59	Egerrin James, Ind....	1999-00
Cookie Gilchrist, Buf..	1962, 64	Ezekiel Elliott, Dal....	2016, 18
Jim Nance, Bos.....	1966-67		

In team history, Elliott became only the second Cowboy to win the rushing title in multiple seasons, joining Emmitt Smith (four):

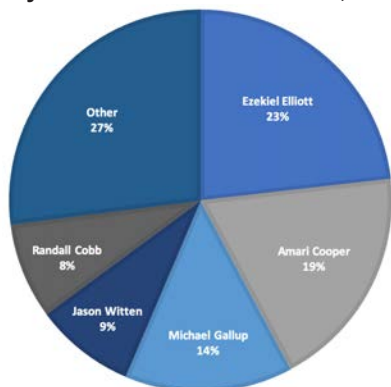
Dallas Cowboys Rushing Title Winners

Player	Season	Yards
Emmitt Smith.....	1991	1,563
Emmitt Smith.....	1992	1,713
Emmitt Smith.....	1993	1,486
Emmitt Smith.....	1995	1,773
DeMarco Murray.....	2014	1,845
Ezekiel Elliott.....	2016	1,631
Ezekiel Elliott.....	2018	1,434

★ DIVIDING UP THE PIE ★

In 2018 Ezekiel Elliott compiled 2,001 yards - equivalent to 34 percent of the Cowboys offensive output. Through six games in 2019, the Cowboys have spread the ball around more, utilizing an offensive arsenal that can attack in multiple ways:

Dallas Cowboys Offensive Breakdown - 2,716 Gross Yards



★ RUN & CATCH ★

Ezekiel Elliott posted his fifth career game with at least 100 rushing yards and 50 receiving yards against Philadelphia (12/9/18) to establish a club record for the most in franchise history:

100 Rush Yds & 50 Rec. Yds Games	
Player	Games
<i>Ezekiel Elliott</i>	5
Tony Dorsett.....	4
Herschel Walker	4
Emmitt Smith	4

His five career games with at least 100 rushing yards and 50 receiving yards are also the most by any league rusher since he entered the NFL in 2016.

Elliott reached another milestone in the Eagles game, becoming only the second player in team history with 1,000 rushing yards and 500 receiving yards in a single season, joining Herschel Walker (1988):

1,000 Rush Yds & 500 Rec. Yds				
Player	Season	Rush	Rec	Total
Herschel Walker	1988	1,514	505	2,019
Ezekiel Elliott	2018	1,434	567	2,001

Against Tampa Bay (12/23/18), Elliott became only the fifth player in NFL history with at least 4,000 rushing yards and 1,000 receiving yards in his first three seasons:

4,000 Rush Yds & 1,000 Rec. Yds				
Player	Seasons	Rush	Rec	Total
Ottis Anderson	1979-81	4,333	1,003	5,336
Barry Sanders.....	1989-91	4,322	1,069	5,391
LaDainian Tomlinson	2001-03	4,564	1,581	6,145
Chris Johnson.....	2008-10	4,598	1,008	5,606
Ezekiel Elliott	2016-18	4,048	1,199	5,247

★ RELIABLE TARGET ★

Ezekiel Elliott set career-highs in receiving in 2018 with a team-leading 77 receptions for 567 yards (second on the team) and three touchdowns (second). Elliott's 77 receptions were the most all-time by a Dallas running back and the first time a running back has led the team in catches since Richie Anderson in 2003.

Single-Season Running Back Receptions		
Player	Receptions	Season
Ezekiel Elliott	77	2018
Herschel Walker	76	1986
Ron Springs	73	1983

Among NFL running backs in 2018, Elliott ranked fifth in receptions, eighth in receiving yards and tied for 12th in touchdowns. Elliott has also been a source of big plays in the passing game, and since 2016 he ranks seventh in the NFL with 10 big-play receptions by a running back, including one in 2019.

Player	25+ Rec.	Player	25+ Rec.
Todd Gurley	16	James White	12
Alvin Kamara	14	Duke Johnson	11
David Johnson.....	13	Ezekiel Elliott	10
Tevin Coleman	12	Melvin Gordon.....	9

★ THE BOOK OF EZEKIEL ★

For only the second time in franchise history, the Dallas Cowboys used a top-five pick on a running back when they chose Ezekiel Elliott out of Ohio State with the fourth overall selection in the 2016 NFL Draft. Dallas selected Tony Dorsett with the second pick in the 1977 NFL Draft.

After earning the NFL's rushing title as a rookie in 2016 with 1,631 yards, Elliott finished 10th in 2017 with 983 yards before once again leading the league in rushing in 2018 with 1,434 yards.

In his first season, Elliott produced seven 100-yard rushing games - most by a Cowboys rookie, tied for seventh by a league rookie all-time and tied for the most in the NFL in 2016. He added five more 100-yard outings in 2017, seven in 2018 and with three in 2019, he owns 22 for his career to tie for third all-time in team history.

Dallas is 18-4 when Elliott tops 100 yards on the ground:

Ezekiel Elliott 100-yard Rushing Games

(22 total)

Yds	Opp	W/L	Date	Yds	Opp	W/L	Date
159	TB	W	12/18/16	122	@Atl	W	11/18/18
157	@GB	W	10/16/16	121	WAS	W	11/22/18
152	DET	W	9/30/18	116	GB	L	10/8/17
151	@Phi	W	11/11/18	114	@Pit	W	11/13/16
150	@Was	W	10/29/17	113	PHI	W	12/9/18
147	@SF	W	10/22/17	111	@WAS	W	9/15/19
140	CHI	W	9/25/16	107	@NYG	L	12/11/16
138	@SF	W	10/2/16	105	@NYJ	L	10/13/19
134	CIN	W	10/9/16	104	NYG	W	9/10/17
127	@Sea	L	9/23/18	106	JAX	W	10/14/18
125	MIA	W	9/22/19	103	@Phi	W	12/31/17

Career 100-Yard Rushing Games

Player	100-Yard Games
Emmitt Smith	76
Tony Dorsett.....	43
Ezekiel Elliott	22
DeMarco Murray	19

Elliott set a franchise rookie record with 12 games of 20-plus carries, which was also the most by any NFL rusher in 2016. He added nine games in 2017, seven in 2018, and two in 2019 - 30 career games with 20-plus carries. Dallas is 23-7 during those contests:

Ezekiel Elliott 20-plus Carry Games

(30 total)

Opp	Date	Att	Yds	W/L	Opp	Date	Att	Yds	W/L
@Was.	10/19/17	33	150	W	JAX	10/14/18	24	106	W
CHI	9/25/16	30	140	W	@SF	10/2/16	23	138	W
GB	10/8/17	29	116	L	TB	12/18/16	23	159	W
@GB	10/16/16	28	157	W	@Atl	11/18/18	23	122	W
PHI	12/9/18	28	113	W	NO	11/29/18	23	76	W
@NYJ..	10/13/19	28	105	L	@Was	9/15/19	23	111	W
KC	11/5/17	27	93	W	PHI	10/30/16	22	96	W
@Phi	12/31/17	27	103	W	@Ari	9/25/17	22	80	W
WAS	11/22/18	26	121	W	@Was	9/18/16	21	83	W
@SF	10/22/17	26	147	W	@Pit	11/13/16	21	114	W
DET	9/30/18	25	152	W	LAR	10/1/17	21	85	L
BAL	11/20/16	25	97	W	NYG	9/11/16	20	51	L
@NYG	12/11/16	24	107	L	WAS	11/20/16	20	97	W
NYG	9/10/17	24	104	W	@Min	12/1/16	20	86	W
SEA	12/24/17	24	97	L	@Hou	10/7/18	20	54	L

★ KEEP IT ¹⁰⁰ ★

Ezekiel Elliott tied for the league lead with seven games over 100 yards in 2018, and in 2019 is tied for second with three:

100-Yard Rushing Games - 2019

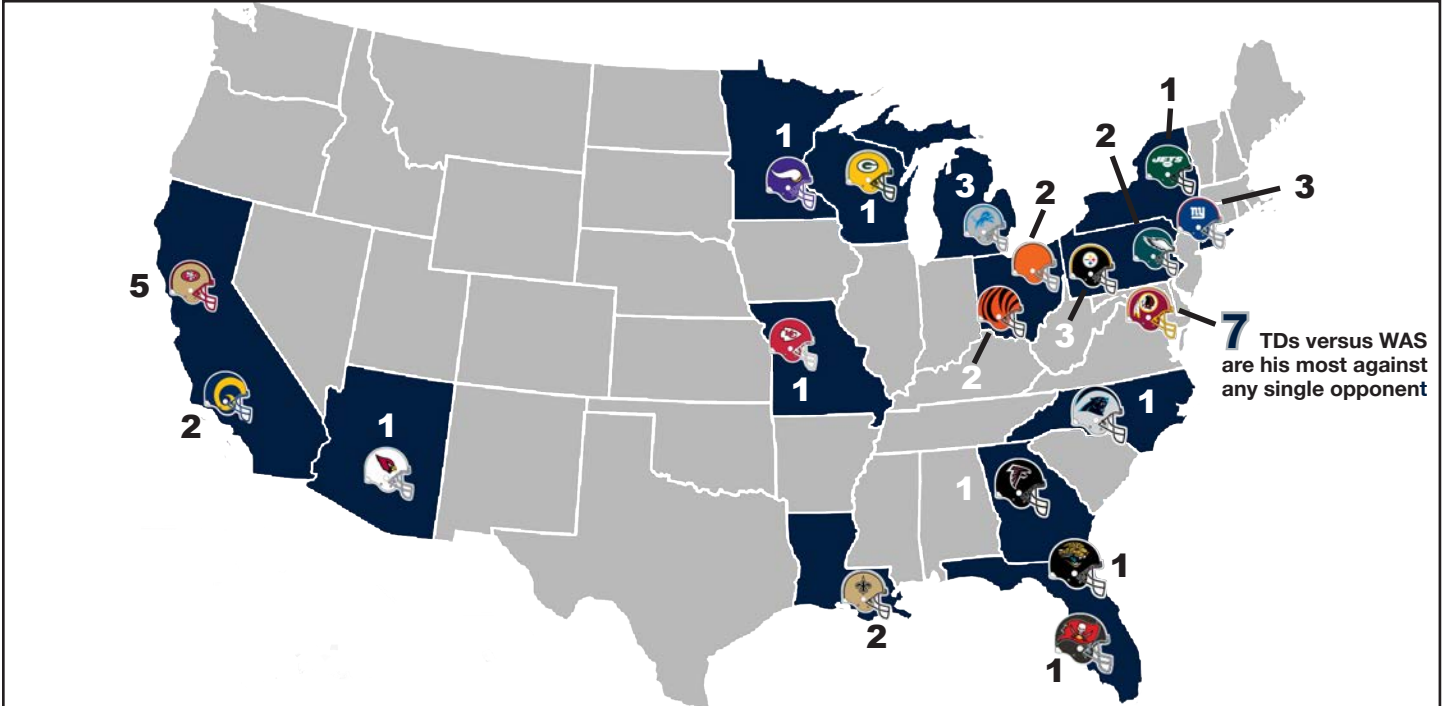
Player	Games
Dalvin Cook, MIN	4
Christian McCaffrey, Car	3
Ezekiel Elliott, Dal	3
Chris Carson, Sea	3

Elliott has posted 22 games with at least 100 rushing yards since 2016 - most in the NFL during that time:

100-Yard Rushing Games - 2016-19

Player	Games
Ezekiel Elliott, Dal	22
Jordan Howard, Chi/Phi	14
Todd Gurley, LAR	12
LeSean McCoy, Buf/KC.....	12
Mark Ingram, NO/Bal.....	11

★ EZEKIEL ELLIOTT TOUCHDOWNS BY TEAM ★



★ BIG-PLAY RUNS ★

For the 2018 season, Ezekiel Elliott logged 41 “big-play” runs of 10-plus yards - most in the NFL - and is tied for first in 2019 through six games:

Player	10+ Runs
Ezekiel Elliott, Dal	16
Christian McCaffrey, Car	16
Leonard Fournette, Jax	15
Chris Carson, Sea	15
Nick Chubb, Cle	15

Player	10+ Runs
Ezekiel Elliott, Dal	16
Christian McCaffrey, Car	16
Leonard Fournette, Jax	15
Chris Carson, Sea	15
Nick Chubb, Cle	15

Since entering the league in 2016, Elliott has posted the most “big-play” runs of 10-plus yards over the last three seasons:

Player	10+ Runs
Ezekiel Elliott, Dal	126
Jordan Howard, Chi/Phi	103
Todd Gurley, LAR	97
LeSean McCov, Buf/KC	86

Player	10+ Runs
Ezekiel Elliott, Dal	126
Jordan Howard, Chi/Phi	103
Todd Gurley, LAR	97
LeSean McCov, Buf/KC	86

In fact, Elliott has recorded a 10-plus yard run on 12.8% of his career carries, which ranks second in the NFL among active running backs, and is eighth in NFL history (min. 750 att):

Player	10+ Runs
LeSean McCoy, Buf.....	13.0%
Ezekiel Elliott, Dal.....	12.8%
Adrian Peterson, Was.....	12.6%
Bilal Powell, NYJ.....	12.4%
Jordan Howard, Phi.....	12.2%

Player	10+ Runs
LeSean McCoy, Buf.....	13.0%
Ezekiel Elliott, Dal.....	12.8%
Adrian Peterson, Was.....	12.6%
Bilal Powell, NYJ.....	12.4%
Jordan Howard, Phi.....	12.2%

The Dallas Cowboys have made big-play runs of 10-plus yards a staple of their rushing attack, as the team finished in the top-five in two of the last three seasons (2017-t-4th; 2016-2nd).

Dallas has 27 rushes of 10-plus yards in 2019:

Team	10+ Yd Runs
Baltimore	33
Minnesota	31
Dallas	27
San Francisco	27
Houston	25
Seattle	23

Team	10+ Yd Runs
Baltimore	33
Minnesota	31
Dallas	27
San Francisco	27
Houston	25
Seattle	23

★ RUSHING TO THE TOP ★

Over the last few seasons, the Dallas Cowboys have established an identity on offense with their rushing attack, finishing second in the NFL in rushing yards-per-game in three of the last five seasons (2014, 2016, 2017). In 2019 Dallas ranks seventh:

Team	Att	Yards	Avg	TD	Yds/Gm
Baltimore.....	223	1,230	5.5	9	205.0
San Francisco.....	195	899	4.6	8	179.8
Minnesota.....	188	954	5.1	9	159.0
Indianapolis.....	159	710	4.5	3	142.0
Houston.....	169	839	4.9	8	139.8
Buffalo.....	144	698	4.9	6	139.6
Dallas.....	173	833	4.8	8	138.8

Team	Att	Yards	Avg	TD	Yds/Gm
Baltimore.....	223	1,230	5.5	9	205.0
San Francisco.....	195	899	4.6	8	179.8
Minnesota.....	188	954	5.1	9	159.0
Indianapolis.....	159	710	4.5	3	142.0
Houston.....	169	839	4.9	8	139.8
Buffalo.....	144	698	4.9	6	139.6
Dallas.....	173	833	4.8	8	138.8

★ GIVE THEM 100 ★

The Dallas Cowboys offense has put a premium on its rushing attack, and since 2011, the unit has logged the most games with a 100-yard rusher in the NFL:

Team	Games
Dallas	50
Seattle	45
Minnesota.....	40
Houston.....	40

Team	Games
Dallas	50
Seattle	45
Minnesota.....	40
Houston.....	40

During this time, Dallas has boasted six different rushers to reach the century mark, with Ezekiel Elliott (22) and DeMarco Murray (19) leading the way.

★ GIVE THEM 200 ★

Dallas has recorded two 200-yard games on the ground through four weeks in 2019, with 213 yards at Washington and 235 yards against Miami in consecutive weeks. It tied the longest streak of 200-yard rushing games in team history:

Season	Games	Dates/Opponents	Yards
2019.....	2	Sept. 15 @WAS - Sept. 22 vs. MIA	448
2009.....	2	Sept. 20 vs. CAR - Sept. 28 vs. NYG	463
1979.....	2	Oct. 7 @MIN - Oct. 14 vs. LAR	480
1977.....	2	Oct. 2 vs. TB - Oct. 9 @StL	469
1975.....	2	Dec. 13 vs. WAS - Dec. 21 @NYJ	450
1973-74.....	2	Dec. 16, 1973 @StL - Sept. 15, 1974 @Atl	412
1972.....	2	Dec. 3 @StL - Dec. 9 vs. WAS	455
1962.....	2	Oct. 28 vs. StL - Nov. 4 @WAS	425

Season	Games	Dates/Opponents	Yards
2019.....	2	Sept. 15 @WAS - Sept. 22 vs. MIA	448
2009.....	2	Sept. 20 vs. CAR - Sept. 28 vs. NYG	463
1979.....	2	Oct. 7 @MIN - Oct. 14 vs. LAR	480
1977.....	2	Oct. 2 vs. TB - Oct. 9 @StL	469
1975.....	2	Dec. 13 vs. WAS - Dec. 21 @NYJ	450
1973-74.....	2	Dec. 16, 1973 @StL - Sept. 15, 1974 @Atl	412
1972.....	2	Dec. 3 @StL - Dec. 9 vs. WAS	455
1962.....	2	Oct. 28 vs. StL - Nov. 4 @WAS	425

★ DUAL THREAT BACK ★

The Cowboys drafted Tony Pollard in the fourth round of the 2019 NFL Draft, hoping to utilize his unique skill set in Kellen Moore's offensive scheme. Pollard is one of only four players in college football to average at least 6.0 yards rushing and 12.0 yards receiving (min. 100 rushes and receptions) in a career, dating back to the 2000 season:

Collegiate Rushing and Receiving Averages

Player	Rush	Avg	Rec	Avg	Tot TD
Tony Pollard, Memphis	139	6.8	104	12.4	18
Tavon Austin, West VA	110	9.5	287	12.0	35
Percy Harvin, Florida	194	9.5	133	14.5	32
Damaris Johnson, Tulsa	122	8.7	188	14.6	25

★ DOUBLE TROUBLE ★

Ezekiel Elliott (125) and Tony Pollard (103) both recorded over 100 rushing yards against Miami - the first time Dallas has boasted two 100-yard rushers in a single game since Emmitt Smith (122) and Chris Warren (104) did so at Washington (10/4/98). It is the fourth-time in team history that the Cowboys had two 100-yard rushers in the same game:

Two 100-Yard Rushers - Team History

Date	Players	Tot Yds
12/9/72 vs. WAS	Walt Garrison (121), Calvin Hill (111)	232
11/12/78 vs. GB	Tony Dorsett (149), Robert Newhouse (101)	250
10/4/98 @WAS	Emmitt Smith (120), Chris Warren (104)	224
9/22/19 vs. MIA	Ezekiel Elliott (125), Tony Pollard (103)	228

★ HOT START ★

The Cowboys are tearing through opposing defenses on the ground and through the air, as their 2,264 net yards are the most by a Cowboys offense through the first six games of a season:

Net Yards Through Six Games

Season	Yards	Yds/Play	Yds/Gm
2019.....	2,662	6.81	443.6
1966.....	2,586	6.38	431.0
2009.....	2,516	6.81	419.3
2011.....	2,493	6.28	415.5
1995.....	2,450	6.45	408.3

★ WE'RE GOING STREAKING ★

Dallas snapped a four-game streak (dating back to Week 17 of 2018 at the N.Y. Giants) with 400 yards and 30 points - the longest streak in team history - in Week 4 against New Orleans:

Recent Streak of 400 Yds and 30 Pts

Date	Opp	Yards	Points	W-L
12/30/18	N.Y. Giants	419	36	W
9/8/19	N.Y. Giants	494	35	W
9/15/19	Washington	474	31	W
9/22/19	Miami	476	31	W

Dallas' four-game streak with 400 yards and 30 points tied for eighth in NFL history. The LA Rams were the most recent team to record a four-game streak (2018) prior to Dallas:

All-time Streaks of 400 Yds and 30 Pts

Team	Streak	Yds	Pts	W-L
Denver	10 games (12/23/12 - 10/27/13)	467.6	41.5	9-1
New England.....	9 games (12/31/06 - 10/28/07)	436.6	41.2	9-0
St. Louis.....	8 games (12/5/99 - 9/17/00)	478.1	34.8	7-1
New England.....	6 games (1/2/11 - 10/9/11)	496.3	33.8	5-1
Philadelphia ...	5 games (10/25/53 - 11/21/53)	493.2	40.8	5-0
Oakland.....	5 games (10/27/68 - 11/24/68)	501.2	37.8	5-0
San Francisco ...	5 games (11/20/94 - 12/17/94)	460.2	39.2	5-0
Dallas	4 games (12/31/18 - 9/22/19)	465.8	33.3	4-0



6

Since Amari Cooper's trade to Dallas in Week 9 of 2018, he has produced six touchdown catches of 20-plus yards, the most in the NFL. In fact, 54.5% of Cooper's 11 regular season touchdowns with Dallas have come from 20-plus yards.

★ THE AMARI EFFECT ★

Amari Cooper has been a reliable target for Dak Prescott, and has been particularly efficient at moving the chains for the Cowboys offense, recording 60 first down receptions (seventh) spanning two seasons since his trade to Dallas:

NFL 1st Down Receiving Leaders - Week 9, 2018 to 2019

Player	GP	Rec	Yds	Avg	TD	1st	1st%
Michael Thomas, NO	15	120	1,368	11.4	8	70	58.3%
DeAndre Hopkins, Hou ...	14	102	1,185	11.6	7	68	66.7%
Julio Jones, ATL	15	94	1,332	14.2	12	68	72.3%
Chris Godwin, TB	15	74	1,164	15.7	9	64	86.5%
Travis Kelce, KC	14	91	1,191	13.1	7	64	70.3%
Keenan Allen, LAC.....	15	96	1,193	12.4	8	63	65.6%
Amari Cooper, Dal.....	15	86	1,240	14.6	11	60	69.8%

Part of Cooper's ability to produce first downs and create big plays comes from his yards after the catch (YAC), turning a 15-yard throw into a quick-strike touchdown. Over the same period of time since the beginning of his tenure in Dallas, Cooper ranks fourth in the NFL among wide receivers in YAC:

Wide Receiver Leaders in YAC - Week 9, 2018 to 2019

Player	Rec	Yds	Avg	Lg	TD	YAC
JuJu Smith-Schuster, Pit ...	90	1,172	13.0	97t	7	548
Michael Thomas, NO	120	1,368	11.4	72t	8	508
T.Y. Hilton, Ind.....	74	1,149	15.5	68t	6	437
Amari Cooper, Dal	86	1,240	14.4	90t	11	431
Julian Edelman, NE	87	1,048	12.0	36	6	416

Cooper changed the way Dallas was operating on third downs, and since he joined the Cowboys offense, the team ranks first in third down conversion percentage (49.2%):

Third Down Conversion% Since Week 9, 2018

Team	3rd Att	3rd Conv	3rd Down %
Dallas.....	191	94	49.2%
Kansas City.....	153	73	47.7%
Baltimore.....	189	86	45.5%
Indianapolis.....	164	74	45.1%
Philadelphia	178	80	44.9%

★ THAT'S AMARI! ★

Amari Cooper has changed the way Dallas is able to operate in the passing game, stretching defenses and providing a touchdown threat from anywhere on the field. Since Dallas acquired Cooper, six of his 11 touchdowns have come from 20-plus yards, which are the most league-wide from Week 9, 2018 to 2019:

20+ Touchdown Receptions from Week 9, 2018-2019

Player	Rec	TD	20+ TD	20+ Pct.
Amari Cooper, Dal	86	11	6	54.5%
Antonio Brown, NE	62	8	5	62.5%
Tyler Lockett, Sea	67	7	4	57.1%
Tyreek Hill, KC	50	7	5	71.4%
Julio Jones, Atl	94	12	4	33.3%
Calvin Ridley, Atl	62	8	4	50.0%
John Ross, Cin	27	8	4	50.0%
JuJu Smith-Schuster, Pit	90	7	4	57.1%
Mike Evans, TB	67	8	4	50.0%

★ 200-YARD CLUB ★

Amari Cooper exploded for a career-best 226 receiving yards on 11 receptions against the Packers, his second 200-yard game as a Cowboy and the third of his career. He is the only Cowboys player to have multiple 200-yard games:

Cowboys Receivers with 200 Yards

Player	Date/Opp	Rec	Yards	TD
Miles Austin	10/11/19 at KC	10	250	2
Bob Hayes	11/13/66 at Was	9	246	2
Frank Clarke	9/16/62 vs. Was	10	241	3
Amari Cooper	10/6/19 vs. GB	11	226	1
Dez Bryant	12/23/12 vs. NO	9	224	2
Lance Rentzel	11/19/67 vs. Was	13	223	1
Amari Cooper	12/9/18 vs. Phi	10	217	3
Tony Hill	11/12/79 vs. Phi	7	213	2
Terrell Owens	11/23/08 vs. SF	7	213	1
Michael Irvin	9/20/92 vs. Pho	8	210	3
James Dixon	11/12/89 at Pho	6	203	1
Kevin Williams	12/25/95 at Ari	9	203	2

Cooper is one-of-five players in NFL history with three games-or-more of 10 receptions and 200 yards:

Player	Team	Games
Calvin Johnson	Det	4
Jerry Rice	SF	4
Amari Cooper	Oak/Dal	3
Isaac Bruce	Stl	3
Julio Jones	Atl	3

★ COWBOY COOPER ★

Cooper ranks fifth in the NFL with 515 receiving yards in 2019, and he is tied for second with five touchdown receptions:

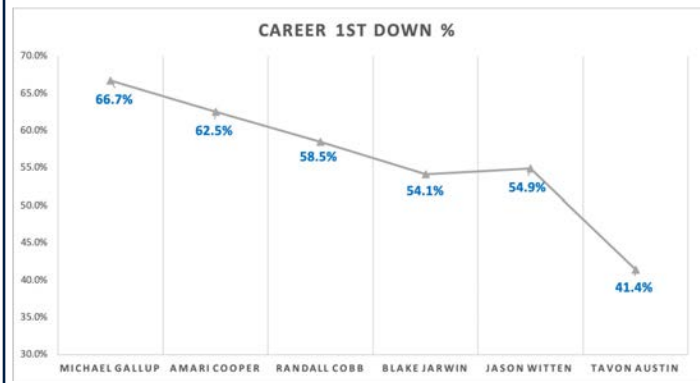
Player	Rec	Yds	Avg	TD	1st D
Chris Godwin, TB	43	662	15.4	6	38
Michael Thomas, NO	53	632	11.9	3	30
DJ Chark, Jax	30	528	17.6	5	21
Cooper Kupp, LAR	45	522	11.6	4	23
Amari Cooper, Dal	33	515	15.6	5	21
Keenan Allen, LAC	40	503	12.6	3	26
Travis Kelce, KC	32	497	15.5	1	26
Austin Hooper, Atl	42	480	11.4	3	23

★ THE CONVERTERS ★

The Dallas Cowboys signed Randall Cobb in 2019 free agency as they looked for ways to add a spark to their offensive attack, and in his first game with Dallas, he did not disappoint. Cobb caught four passes for 69 yards with a 25-yard touchdown. Cobb kept several drives alive with his receptions, converting a first down on all four of his catches - something he was known for in his time with Green Bay. Including 2019, Cobb has converted 58.5% of his career receptions for first downs and has been even better on third down, converting 74.6% of his third down receptions for a first down. Below is a look at each Cowboys receiver's career first down conversion rate:

Cowboys Career 1st Down Conversion Percentage

Player	Rec	Yds	Avg	TD	1st%
Michael Gallup	57	894	15.7	3	66.7%
Amari Cooper	311	4,423	14.2	30	62.5%
Randall Cobb	487	5,734	11.8	42	58.5%
Jason Witten	1,174	12,678	10.8	70	54.9%
Blake Jarwin	37	426	11.5	4	54.1%
Tavon Austin	210	1,919	9.1	14	41.4%



★ FLY THE COOP ★

Amari Cooper ranks fifth in the NFL in receiving yards (515) and second in receiving touchdowns (five) in 2019, buoyed by his penchant for big-play production - a fact demonstrated by eight receptions of 20-plus yards in 2019:

20+ Yard Receptions in 2019

Player	Team	Rec	20+ Rec	20+ Pct.
Chris Godwin	TB	43	13	30.2%
D.J. Chark	Jax	30	11	36.6%
Jarvis Landry	Cle	25	10	40.0%
Keenan Allen	LAC	40	9	22.5%
Cooper Kupp	LAR	45	9	20.0%
Mark Andrews	Bal	34	9	26.4%
Amari Cooper	Dal	33	8	24.2%

Cooper also ranks first in PFF's yards-per-route run, which measure the impact a receiver has on a per-snap basis more so than yards-per-catch:

Player	Team	Snap in Route	Rec Yds	YPRR
Amari Cooper	Dal	177	515	2.91
Stefon Diggs	Min	145	416	2.87
Michael Thomas	NO	223	632	2.83
Michael Gallup	Dal	138	387	2.80

DALLAS COWBOYS YARDS AFTER THE CATCH 2018-19





16

Jason Witten is currently in his 16th season with the Cowboys, now the longest-tenured Dallas Cowboy in franchise history, passing Ed Jones, Bill Bates and Mark Tuinei (15 seasons).

★ IRON MAN ★

Jason Witten's start against the Giants in Week 1 of 2019 began his 16th season - all with the Cowboys - passing Ed Jones (1974-78, 1980-89), Bill Bates (1983-97) and Mark Tuinei (1983-97) for the most seasons played in team history. He had played in a team-record 235 consecutive games out of a possible 239 games before his retirement in 2017, missing just one game due to a broken jaw against Arizona (10/5/03):

Consecutive Games Played	
Player	Games
Jason Witten, 2003-17.....	235
L.P. Ladouceur, 2005-19*.....	227
Bob Lilly, 1961-74.....	196

Witten overtook Ed Jones (224) for the most career games played in team history at Denver (9/17/17) and is now at 245:

Games Played	
Player	Games
Jason Witten, 2003-17, 19*.....	245
L.P. Ladouceur, 2005-19*.....	227
Ed Jones, 1974-78, 1980-89.....	224

Witten also had a streak of 179 consecutive games started, and it was the second-longest active streak in the NFL:

Consecutive Games Started	
Player	Starts
Jason Witten, 2006-17.....	179
Lee Roy Jordan, 1966-76.....	154
Cornell Green, 1964-74.....	145

He has made 235 career starts for the most in team history:

Games Started	
Player	Starts
Jason Witten, 2003-17, 19.....	235
Ed Jones, 1974-78, 1980-89.....	203
Emmitt Smith, 1990-2002.....	199

**indicates current streak*

★ LEADING MAN ★

Already placing in the top-two in career receptions and receiving yards all-time among league tight ends, Jason Witten is moving up the NFL's all-time receptions and receiving yards charts among all position players. Witten opened 2017 ranked seventh in receptions (1,089) and 27th in receiving yards (11,888).

He surpassed Tim Brown (1,094) for sixth on the league's all-time receptions list against the N.Y. Giants (9/10). At Denver (9/17) Witten moved up to fourth past Cris Carter (1,101) and Marvin Harrison (1,102).

Amongst league receiving yards leaders in 2017, Witten topped Derrick Mason (12,061) and Hines Ward (12,083) for 24th against Green Bay (10/8), Charlie Joiner (12,146) for 23rd at San Francisco (10/22), Brandon Marshall (12,215) for 22nd at Atlanta (11/12) and Jimmy Smith (12,287) for 21st against the LA Chargers (11/23):

NFL Career Receptions Leaders		NFL Career Receiving Yards Leaders	
1.	Jerry Rice 1,549	1.	Jerry Rice.....22,895
2.	Larry Fitzgerald* ... 1,338	2.	Larry Fitzgerald* .16,706
3.	Tony Gonzalez..... 1,325	3.	Terrell Owens.....15,934
4.	Jason Witten*..... 1,174
		19.	Irving Fryar.....12,785
		20.	Art Monk12,721
		21.	Jason Witten*12,678

** indicates active players*

★ WITTEN IN HISTORY ★

After being selected in the third round of the 2003 NFL Draft by the Dallas Cowboys, Jason Witten steadily climbed Dallas' all-time receiving yards charts and is now the club's all-time leader in receptions (1,174) and receiving yards (12,678).

He topped the club's all-time receiving yards list in the 2017 season opener against the N.Y. Giants (9/10), surpassing Michael Irvin (11,904) at home:

All-Time Cowboys Receiving Yards List

1.	Jason Witten..... 12,678	(2003-17, 19)
2.	Michael Irvin 11,904	(1988-99)
3.	Tony Hill.....7,988	(1977-86)
4.	Drew Pearson..... 7,822	(1973-83)
5.	Dez Bryant..... 7,459	(2010-17)

Among his 12,678 yards are 21 games in which he reached 100 yards - a club tight end record. His 21 100-yard outings are tied for fourth all-time among league tight ends since 1970:

Cowboys 100-yard Tight End Games		NFL 100-yard Tight End Games	
1.	Jason Witten.... 21	1.	Tony Gonzalez.....31
2.	Doug Cosbie 4	2.	Rob Gronkowski.....28
	Jay Novacek 4	3.	Kellen Winslow, Sr...24
		4.	Jason Witten21
			Antonio Gates.....21

In 2012 at Atlanta (11/4), Witten surpassed Michael Irvin for the top spot on Dallas' all-time receptions chart:

All-Time Cowboys Receptions List

1.	Jason Witten ... 1,174	(2003-17, 19)
2.	Michael Irvin 750	(1988-99)
3.	Dez Bryant.....531	(2010-17)
4.	Drew Pearson.....489	(1973-83)
5.	Emmitt Smith486	(1990-02)

Among all active NFL tight ends, Witten has caught the most passes (1,174) for the most yards (12,678):

All Active Tight Ends - NFL			
Player	Rec.	Player	Yards
Jason Witten... 1,174		Jason Witten.... 12,678	
Antonio Gates 955		Antonio Gates ... 11,841	
Greg Olsen..... 688		Greg Olsen..... 8,125	
Jimmy Graham.... 625		Jimmy Graham.... 7,585	
Vernon Davis..... 583		Vernon Davis..... 7,562	

★ THAT'S A BUNCH OF WITT ★

After coming into the league as Dallas' third round draft pick in 2003, Jason Witten has strung together a Hall of Fame career. He has appeared in the most Pro Bowls by a Cowboys tight end (11, seven consecutive - 2004-10, three consecutive- 2012-14, and in 2017), is tied for the most by any Dallas player in team history and is tops on the club's all-time receptions and receiving yards charts. In 2012 he took the top spot on the club's receptions chart from Michael Irvin at Atlanta (11/4). Witten took 151 games to reach the top of the team's receptions chart which was faster than Irvin (159). When compared to the two other NFL tight ends with at least 750 catches - Tony Gonzalez and Shannon Sharpe - Witten also reached the mark faster - Gonzalez (163 games), Sharpe (169).

He surpassed 1,000 career receptions at Washington (12/7/15) with five catches against the Redskins, reaching that mark in his 203rd game to become the sixth-fastest NFL player to do so, and the fastest tight end.

In 2012 Witten notched a club-record 18-catch game against the N.Y. Giants (10/28). His 18 receptions tied for third in a game in NFL history and were the most by a tight end in league history:

Single-Game Cowboys Receptions

Player	No.	Opp (Date)
Jason Witten	18	NYG (10/28/12)
Jason Witten	15	@ Det (12/9/07)
Jason Witten	14	@ NYG (12/6/09)
Lance Rentzel	13	Was (11/19/67)
Jason Witten	13	Chi (10/1/12)
Dez Bryant	13	@ Bal (10/14/12)

Single-Game Receptions

Player	NFL History	Rec.	Player	NFL History (TEs)	Rec.
Brandon Marshall	21		Jason Witten	18	
Terrell Owens	20		Jason Witten	15	
Brandon Marshall	18		Zach Ertz	15	
Jason Witten	18		Kellen Winslow	15	

Witten hauled in 10 passes at Denver (9/17/17) to mark his 11th career game with 10-or-more receptions - most by a Dallas Cowboy and the second-most by any NFL tight end:

10-plus Reception Games

Tight End	Games
Tony Gonzalez	15
Jason Witten	11
Zach Ertz	10
Shannon Sharpe	6
Jeremy Shockey	6
Kellen Winslow	6

10-plus Receptions Games - Dallas Cowboys

Player	Games
Jason Witten	11
Michael Irvin	7
Miles Austin	5
Dez Bryant	4

★ TE'S TD'S ★

Jason Witten became one-of-three Cowboys players with 70 touchdown receptions at Washington (9/15), hauling in a two-yard score:

All-Time Cowboys Receiving Touchdown List

1. Dez Bryant 73 (2010-17)
2. Bob Hayes 71 (1965-74)
3. Jason Witten 70 (2003-17, 19)
4. Michael Irvin 65 (1988-99)
5. Tony Hill 51 (1977-86)

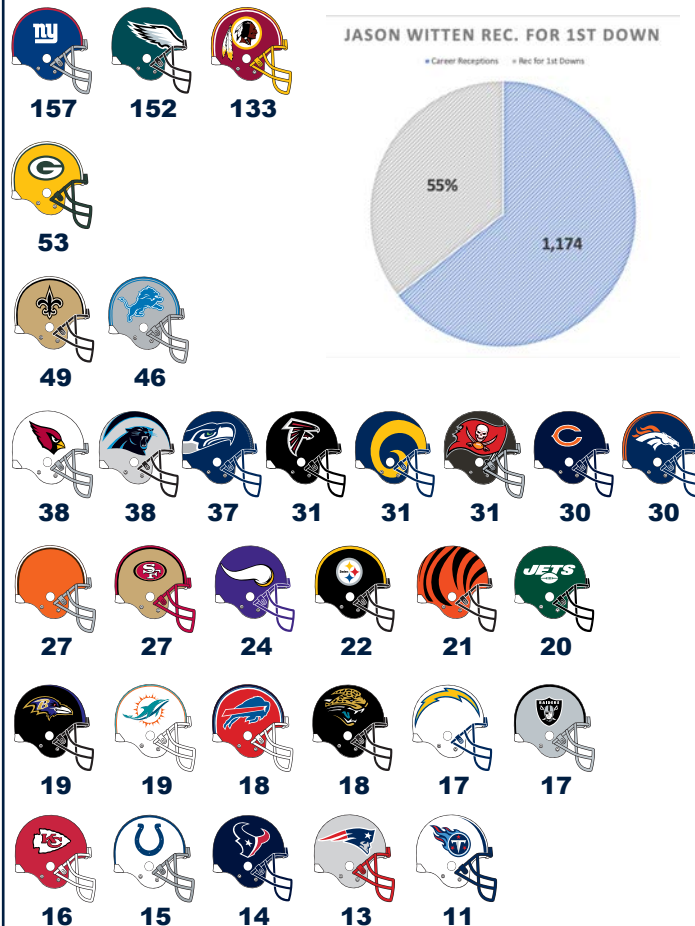
Witten is now one-of-five tight ends in NFL history to break the 70 touchdown barrier, and one-of-two that are still active:

Rk	Player	Team	Rec	Yards	TD
1	Antonio Gates	LAC	955	11,841	116
2	Tony Gonzalez	KC/ATL	1,325	15,127	111
3	Rob Gronkowski	NE	521	7,861	79
4	Jimmy Graham*	NO/SEA/GB	625	7,585	73
5	Jason Witten*	DAL	1,174	12,678	70

*indicates current streak

★ WITTEN RECEPTIONS BY TEAM ★

Below is a team-by-team breakdown of Jason Witten's 1,174 career receptions. Witten is one-of-12 players in NFL history to record 100-plus catches against three different opponents, and is only one-of-three to have 150-plus against two different teams (Larry Fitzgerald, Jerry Rice):



★ FIRST TWO FOR 82 ★

Jason Witten had a touchdown reception in each of the first two games in 2019, the first time in his 16-year career that he started a season with touchdowns in the first two games.

The two-game touchdown streak tied the fourth-longest of his career (nine times). Below is a look at his touchdown streaks, including the 2019 two-game stretch:

Streak	TD	Year	Opponents
5 games	6	2010	@Ind, Phi, Was, @Ari, @Phi
3 games	3	2007	@Chi, StL, @Buf
3 games	3	2011	Det, @NE, StL
2 games (nine times)		2019	NYG, @Was

★ TE RANKINGS ★

Since entering the league in 2003, Jason Witten has provided Dallas with the full package at tight end. In his 16th season, Witten has caught 1,174 passes for 12,678 yards - both franchise bests - and 70 touchdowns. He is the NFL's second all-time leading tight end in career receptions and receiving yards:

NFL Career Receptions Leaders (TEs)

1. Tony Gonzalez 1,325
2. Jason Witten* 1,174
3. Antonio Gates 955
4. Shannon Sharpe 815
5. Ozzie Newsome 662

NFL Career Receiving Yards Leaders (TEs)

1. Tony Gonzalez 15,127
2. Jason Witten* 12,678
3. Antonio Gates 11,841
4. Shannon Sharpe 10,060
5. Ozzie Newsome 7,980

* indicates active players



176 Leighton Vander Esch finished 2018 with 176 tackles, the most by a Cowboys rookie in franchise history. His 2018 total also is the fourth-highest tackle tally by any Dallas defender, as far back as coaches film since 1977.

★ WOLF HUNTER ★

The Dallas Cowboys used their 2018 first round draft selection (19th overall) on Boise State linebacker Leighton Vander Esch. Vander Esch became the first rookie in team history to lead the team in tackles (since 1977) with 176 stops while starting 11-of-16 games played. He is only the sixth rookie to reach 100 tackles in a season - and registered the highest total by a rookie in a single season, dating back to 1977 when the stat started to be tracked by Dallas coaches film:

Dallas Cowboys Rookie Tackle Leaders (Single Season)

Player	Tackles	Season
Leighton Vander Esch, LB	176	2018
Dexter Coakley, LB	136	1997
Roy Williams, S	127	2002

His 2018 total also was the fourth-most tackle tally by any Dallas defender, using coaches film since 1977:

Dallas Cowboys Single-Season Tackle Leaders

Player	Tackles	Season
Eugene Lockhart, LB	222	1989
Bradie James, LB	202	2008
Bradie James, LB	181	2009
Leighton Vander Esch, LB	176	2018

Vander Esch led or tied the team lead in tackles in 10 games this season, and notched double-digit stops in 11 games. He totaled 18 stops to tie the second-most tackles by a rookie against Houston (10/7/18), then set the record with 19 tackles at Philadelphia (11/11/18), and tied his second-highest against Tampa Bay (12/23):

Single-Game Rookie Tackle Leaders - Since 1983

Player	Opp	Date	ST	AT	TT
Leighton Vander Esch, LB...	@Phi	11/11/18	15	4	19
Anthony Hitchens, LB	@STL	9/21/14	12	6	18
Leighton Vander Esch, LB...	@Hou	10/7/18	12	6	18
Leighton Vander Esch, LB...	TB	12/23/18	14	4	18

Vander Esch also showed abilities as a playmaker, picking off two passes on the season to tie for the team lead. His two picks tied the second-most picks by a rookie linebacker in team history.

★ TRIPLE DIGIT TACKLE BROS ★

The Dallas Cowboys defense boasted two players over the tackle century mark. Rookie Leighton Vander Esch led the defense with a franchise rookie record 176 stops - fourth-most by any Dallas defender - while Jaylon Smith was second on the team with a career-high 150. It was the first time Dallas has had at least two defenders with over 100 tackles in a season since 2016 when the unit finished with four players over the century mark:

Dallas Cowboys Tackle Leaders - 2018

Player	ST	AT	TT
Leighton Vander Esch	125	51	176
Jaylon Smith	101	49	150

★ THE PREDATOR ★

Jaylon Smith has cemented himself as one of the core pieces of the Dallas Cowboys defense with his speed and ferocity at the linebacker position. Smith had a career-best 2018 season, totaling 150 tackles and also blitzing opposing quarterbacks with 4.0 sacks in the process. Smith played 95.3% of the defensive snaps for Dallas in 2018 just three years removed from a knee injury that almost ended his career. He is the first Cowboys linebacker to record 150 tackles and at least 4.0 sacks since Keith Brooking in 2009:

Dallas Cowboys 150 tackles and 4.0 sacks (since 2000)

Player	ST	Sacks	Season
Jaylon Smith	150	4.0	2018
Keith Brooking	156	4.0	2009
Bradie James	202	8.0	2008

Smith has continued his fierce play on the field in 2019, placing second on the team with 58 tackles and also ranking third on the team with 2.0 sacks, coming on two fourth quarter blitzes. According to Pro Football Focus, Smith has played 166 snaps on pass plays in 2019, and he has blitzed on 18.1% of them - the seventh-highest rate by an inside linebacker.

★ PREVENT DEFENSE ★

The Cowboys defense has prided itself on preventing big plays from opposing offenses, and in 2019 they have held their opponents to only 20 plays of 20-plus yards - ninth in the NFL:

Fewest Big-Plays Allowed - 2019

Team	BIG Runs	BIG Pass	BIG Play	BIG TD
San Francisco	2	10	12	3
Buffalo	3	10	13	1
Chicago	1	13	14	0
LA Rams	2	13	15	2
New England	3	12	15	2
Denver	3	13	16	1
Minnesota	0	17	17	4
Tennessee	3	16	19	1
Dallas	1	19	20	1

Dallas is also one-of-five teams to allow one-or-fewer touchdown plays of 20-or-more yards in 2019, continuing a trend from 2018 when the defense finished top-10 in the league allowing only nine big-play touchdowns in all 16 games. Dallas has finished in the top-10 for fewest big-play touchdowns allowed in each of the last three seasons. The defense saw a sharp improvement in big plays from years three-six under Rod Marinelli's tutelage since his first season at the helm in 2013 (season ranks in parentheses):

Season	BIG Plays	BIG TD	BIG Play%
2019	20 (9)	1 (2t)	5.4%
2018	52 (6t)	9 (8t)	5.3%
2017	50 (6)	7 (6)	5.0%
2016	51 (6)	5 (2t)	5.1%
2015	64 (15t)	11 (18t)	6.4%
2014	57 (12t)	10 (14t)	5.8%
2013	79 (31t)	10 (14t)	7.2%

Dallas is also allowing only 6.95 yards-per-attempt through the air in 2019, which ranks ninth after six games. The Cowboys have only allowed one play of 50-plus yards through the air in 2019 - coming in Week 6 at the N.Y. Jets - which is tied for the second-fewest in 2019. The only teams to not allow a pass of 50-plus yards are Tennessee and Denver.

★ ON THE PROWL ★

Leighton Vander Esch finished his rookie season with 176 tackles - most ever in Cowboys history - and has now compiled 37 tackles to start the 2019 season, pushing him past the 200 tackle mark for his career. He did so in only 19 games, the fastest Cowboys defender to reach 200 tackles, beating Dexter Coakley's previous mark of 24 games:

Fastest Cowboys to 200 Tackles

Player	Games	Season
Leighton Vander Esch	19	2019
Dexter Coakley	24	1998
Jaylon Smith	28	2018
Roy Williams	30	2003
Eugene Lockhart	30	1985
Ken Norton	30	1990
Sean Lee	31	2012
Darren Woodson	34	1994

Vander Esch displays tremendous range and instincts when tackling opposing rushers, traits that show up very well in a multitude of statistical categories, including Pro Football Focus' Run Stop percentage, which measures the percentage of run defensive snaps that a defender was responsible for forcing a loss by the offense (losses are constituted as a negative outcome for the offense based on down and distance). After finishing 2018 second in the NFL in stop% by forcing a loss on 12.1% of 199 run snaps, he ranks 13th at 9.4% and Jaylon Smith ranks fifth through five games in 2019 (min. 75 run snaps):

2019 Run Stop Percentage

Player	Run snaps	Stops	Stop%
Eric Kendricks, Min	135	19	14.1%
Bobby Wagner, Sea	109	15	13.8%
Cole Holcomb, Was	126	16	12.7%
David Mayo, NYG	85	10	11.8%
Jaylon Smith, Dal	86	10	11.6%

★ NO FIRST FOR YOU ★

The Dallas defense has put an emphasis on getting off the field on third down and keeping their opponents out of rhythm offensively. In 2018 the Cowboys finished near the bottom of the league in third down defense but started off the year hot in 2019. Dallas is holding its opponents to 18-of-71 (25.4%) on third down tries, the second-best percentage in the league and only one-of-four teams to keep opponents under a 30.0% success rate:

2019 NFL - Third Down Defense

Team	Attempts	Conv.	Third D %
New England	73	10	13.7%
Dallas	71	18	25.4%
Tennessee	76	21	27.6%
San Francisco	61	18	29.5%
Buffalo	72	22	30.6%
Chicago	60	19	31.7%

★ NO FLY ZONE ★

The Dallas secondary is limiting opposing quarterbacks through the air by only allowing 10.49 yards-per-completion on 147 receptions in 2019, the ninth-lowest figure in the league:

Team	Yds/Com	Team	Yds/Com
Minneosta	9.46	Washington	10.21
Chicago	9.55	Carolina	10.28
Buffalo	9.60	Tennessee	10.35
Denver	9.88	Dallas	10.49
New England	10.03	San Francisco ...	10.70

★ UNDER PRESSURE ★

The Cowboys front seven has put opposing quarterbacks under relentless pressure in 2019, recording 76 total pressures through six games. The pressure total ranks 11th in the NFL in 2019, and is the second-most through six games by a Cowboys defense since at least the 2000 season. The high through five games was 77 in 2009.

2019 Defense Pressure Leaders

Team	Pressures	Pass Att	Pressure %
Philadelphia	104	227	45.81%
Carolina	97	239	40.59%
LA Rams	96	206	46.60%
Green Bay	95	209	45.45%
New Orleans	94	197	47.72%
Houston	90	237	37.97%
Minnesota	88	226	38.94%
Seattle	86	230	37.39%
Tampa Bay	81	250	32.40%
San Francisco	78	153	50.98%
Dallas	76	222	34.23%

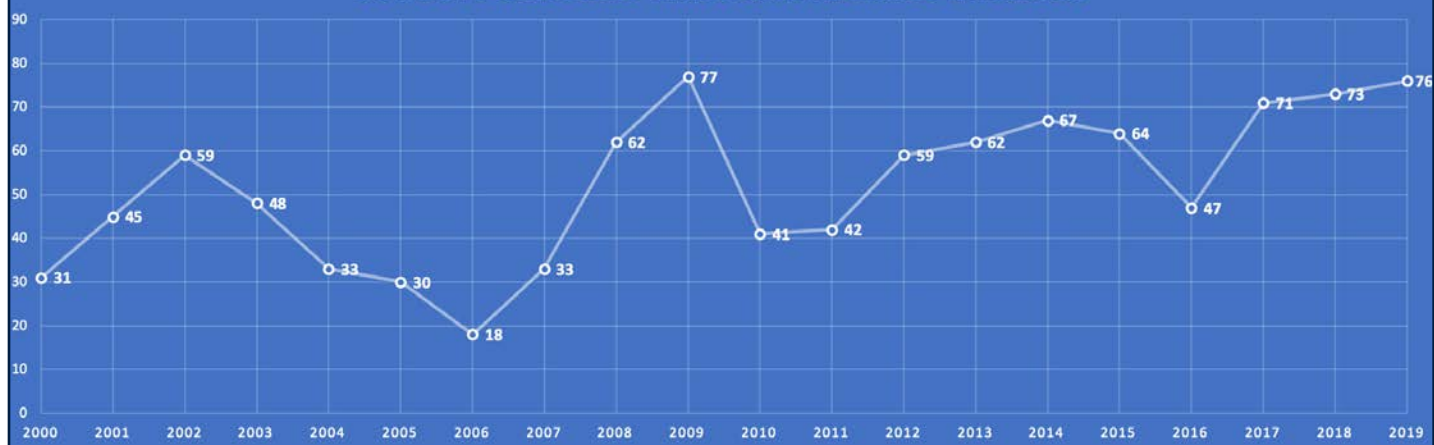
*pressure stats for other teams per PFF

The Cowboys recorded a season-high 24 pressures against Miami in Week 3 (according to coaches film). Robert Quinn made his season debut against the Dolphins after serving a two-game suspension, and he led the team with a career-best seven pressures off the edge. It was the highest single-game number by any Cowboys defender since DeMarcus Lawrence in 2017 and the highest in recent team history:

Single-Game Pressures by Cowboys Defenders

Player	Pressures	Date
Robert Quinn	7	9/22/19 vs. MIA
DeMarcus Lawrence	7	9/25/17 at Ari
DeMarcus Ware	7	11/11/12 at Phi
DeMarcus Ware	7	11/26/09 vs. Oak
DeMarcus Lawrence	6	12/17/17 at Oak
David Irving	6	11/23/17 vs. LAC
Anthony Spencer	6	9/16/12 at Sea
Sean Lee	6	10/14/12 at Bal
DeMarcus Ware	6	10/2/11 vs. Det

COWBOYS PRESSURES THROUGH FIVE GAMES SINCE 2000





27.5

DeMarcus Lawrence has recorded 27.5 sacks since the start of the 2017 season - tied for sixth in the NFL during that span behind Chandler Jones (34.5), Aaron Donald (34.5), Cameron Jordan (30.0), Myles Garrett (29.5) and Calais Campbell (28.0) and tied with Khalil Mack (27.5), Ryan Kerrigan (27.5) and Danielle Hunter (27.5).



53%

Byron Jones locked down opposing receivers in 2018, allowing a catch on only 53% of targets against him. He was one-of-three corners to play 50% of snaps, allow a completion rate of less than 55% and fewer than two TDs in 2018. (per PFF)

★ TANK ROLLING OVER QBS ★

Lawrence has recorded 36.5 sacks in the regular season, with the most against any single opponent coming against Kirk Cousins (5.0). Below is a breakdown of his sacks by quarterback and by down:

Player	Sacks	Player	Sacks
Kirk Cousins	5.0	Teddy Bridgewater.....	1.0
Eli Manning.....	4.0	Ryan Fitzpatrick.....	1.0
Carson Palmer.....	3.0	Jared Goff.....	1.0
Matthew Stafford	3.0	Marcus Mariota.....	1.0
Matt Ryan	2.5	Cam Newton.....	1.0
Aaron Rodgers	2.0	Ben Roethlisberger.....	1.0
Trevor Siemien	2.0	Ryan Tannehill	1.0
Jameis Winston	2.0	Tyrod Taylor	1.0
Russell Wilson	1.5	Josh Rosen.....	1.0
C.J. Beathard.....	1.0	Colt McCoy.....	0.5
Drew Brees.....	1.0		

Below is a look at Lawrence's career sacks by down:



★ NO YAC FOR YOU ★

The Cowboys secondary rallied to opposing receivers in 2018, allowing the 10th-fewest yards average (5.2) after the catch in the league, and also tying for third in most catches where the offense had one yard-or-fewer after the catch (77):

Most Catches Allowed with YAC <1 - 2018

Team	Rec.	YAC	YAC/Rec.	YAC<1
Chicago	377	1,855	5.0	81
N.Y. Jets	367	1,943	5.5	78
Dallas.....	367	1,868	5.2	77
Tampa Bay	387	1,921	5.2	77
Philadelphia.....	417	2,240	5.5	75

The trend has continued through six games in 2019, as the Cowboys secondary and linebackers have displayed a relentless pursuit to the ball by adjudicating 31 catches in which the offense had one yard-or-fewer after the catch, fifth-most in the league:

Most Catches Allowed with YAC <1 - 2019

Team	Rec.	YAC	YAC/Rec.	YAC<1
Houston	161	846	5.5	37
Arizona	149	616	4.3	33
Carolina	146	713	5.0	32
Cleveland	128	680	5.6	32
Dallas.....	147	795	5.5	31
Chicago	135	686	5.2	29

The defense has allowed 147 receptions on the year, and on 106-of-124 catches, the opposing receiver has failed to pick up more than 10 yards-after-the-catch:

Team	Rec.	YAC<10	YAC<10%
New England.....	112	102	91.1%
Detroit.....	117	106	90.6%
Minnesota.....	153	138	90.2%
San Francisco	82	71	86.6%
Denver.....	126	109	86.5%
N.Y. Jets	118	102	86.4%
Tennessee.....	138	119	86.2%
Buffalo.....	105	90	85.7%
New Orleans	122	104	85.3%
Dallas.....	147	124	84.4%



86%

Brett Maher went six-of-seven (85.7%) from 50-plus yards in his first NFL season, which is the second-highest percentage in a kicker's first season since the 1970 NFL Merger.

**minimum five attempts of 50+ yards*

★ FIFTY IS NIFTY ★

Brett Maher converted two field goal attempts from 50-or-more against Jacksonville (10/4) in 2018. It marked the seventh time in franchise history a kicker hit multiple 50-yard field goals. Dan Bailey did it five times (last vs. Seattle, 12/24/17) and Eddie Murray did it once. Maher duplicated his efforts in 2019, again cashing in two field goals from 50-plus yards, this time against the N.Y. Jets (10/13):

Multiple 50-Yard Field Goal Games

Player	Date	Opp	FGM	FGA	Lng
Eddie Murray	12/12/93	@ Min	2	2	52
Dan Bailey	9/15/13	@ KC	2	2	53
Dan Bailey	10/27/13	@ Det	2	2	53
Dan Bailey	12/15/13	GB	2	2	50
Dan Bailey	9/11/16	NYG	2	2	56
Dan Bailey	12/24/17	SEA	2	2	51
Brett Maher	10/14/18	JAX	2	2	55
Brett Maher	10/13/19	NYJ	2	2	62

Maher was six-of-seven on field goals from 50-yards-or-more in 2018 - tied for the most in the NFL in 2018 and tied for the most by a Cowboys kicker in team single-season history. He is two-of-four in 2019:

Single-Season 50-Yard FGs

Player	Season	FGM	FGA	Pct
Dan Bailey	2013	6	7	85.7
Brett Maher	2018	6	7	85.7

★ LASER ROCKET LEG ★

Brett Maher made history against Philadelphia (12/9/18), connecting on a franchise-record 62-yard field goal at the end of the second quarter. It served as the longest in team history, as the previous Cowboys best was a 56-yard field goal (four players), and tied the seventh-longest field goal made (tied for third-longest by yardage) in NFL history. Maher did it again in 2019, nailing a 62-yarder in New York against the Jets (10/13), his second field goal of 60-plus yards:

Longest Field Goal Made

Player	FG Long	Opp/Date
Matt Prater, Den	64	vs. Ten, 12/8/13
Tom Dempsey, NO	63	vs. Det, 11/8/70
Jason Elam, Den	63	vs. Jax, 10/25/98
Sebastian Janikowski, Oak	63	@ Den, 9/12/11
David Akers, SF	63	@ GB, 9/9/12
Graham Gano, Car	63	vs. NYG, 10/7/18
Matt Bryant, TB	62	vs. Phi, 10/22/06
Stephen Gostkowski, NE	62	@ Oak, 11/19/17
Brett Maher, Dal	62	vs. Phi, 12/9/18
Brett Maher, Dal	62	@ NYJ, 10/13/19

Maher is one-of-three players in NFL history to make multiple field goals from 60-plus yards, joining Sebastian Janikowski and Greg Zuerlein:

Player	FG Long	Opp/Date
Sebastian Janikowski, Oak	63	@ Den, 9/12/11
Sebastian Janikowski, Oak	61	vs. Oak, 12/27/09
Greg Zuerlein, LAR	61	@ Min, 11/8/15
Greg Zuerlein, LAR	60	vs. Sea, 9/30/12
Brett Maher, Dal	62	vs. Phi, 12/9/18
Brett Maher, Dal	62	at NYJ, 10/13/19

★ LONG-BALL BRETT ★

Brett Maher tied his career-long and team record with a 62-yard field goal at the N.Y. Jets (10/13), and he now owns the three longest field goal makes in Cowboys history:

Longest Field Goal Made

Player	FG Long	Opp/Date
Brett Maher	62	vs. Phi, 12/9/18
Brett Maher	62	@ NYJ, 10/13/19
Brett Maher	59	vs. TB, 12/23/18
Billy Cundiff	56	vs. Det, 11/20/05
Dan Bailey	56	@ Sea, 10/12/14
Dan Bailey	56	vs. NYG, 9/11/16
Dan Bailey	56	@ Den, 9/17/17

★ THE PUNT-ISHER ★

Dallas Cowboys punter Chris Jones serves as a weapon in the kicking game, and for his career he boasts a 44.8 gross average and a net average of 40.4, with 172 punts downed inside the 20-yard line - second-most all-time in team history.

Jones is third all-time amongst NFL punters in percentage of punts downed inside the 20-yard line (min. 100 punts) at 40.19%:

Punts Downed Inside the Opp 20-Yard Line

Player	Years	Punts	In20	In20%
Jordan Berry [^] , Pit	2015-19	280	116	41.43
Dustin Colquitt [^] , KC	2005-19	1,092	447	40.93
Chris Jones[^], Dal	2011-19	428	172	40.19
Johnny Hekker [^] , LAR	2012-19	560	221	39.46
Brett Kern [^] , Ten	2008-19	874	341	39.02

[^] indicates active player
% Min. 100 punts

2019 UNOFFICIAL DALLAS COWBOYS DEPTH CHART

(As of October 15, 2019)

OFFENSE

WR	19 Amari Cooper	11 Cedrick Wilson	<u>83 Ventell Bryant</u>
LT	77 Tyron Smith	75 Cameron Fleming	
LG	52 Connor Williams	76 Xavier Su'a-Filo	
C	72 Travis Frederick	73 Joe Looney	61 Adam Redmond
RG	70 Zack Martin	76 Xavier Su'a-Filo	
RT	71 La'el Collins	<u>69 Brandon Knight</u>	
TE	82 Jason Witten	89 Blake Jarwin	86 Dalton Schultz
WR	18 Randall Cobb	10 Tavon Austin	
WR	13 Michael Gallup	15 Devin Smith	
QB	4 Dak Prescott	7 Cooper Rush	
RB	21 Ezekiel Elliott	<u>20 Tony Pollard</u>	
FB	49 Jamize Olawale		

DEFENSE

DE	90 DeMarcus Lawrence	92 Dorance Armstrong	<u>56 Joe Jackson</u>
DT	96 Maliek Collins	98 Tyrone Crawford	<u>97 Trysten Hill</u>
DT	99 Antwaun Woods	95 Christian Covington	
DE	58 Robert Quinn	98 Tyrone Crawford	51 Kerry Hyder
SLB	50 Sean Lee	<u>57 Luke Gifford</u>	
MLB	54 Jaylon Smith	53 Justin March	
WLB	55 Leighton Vander Esch	48 Joe Thomas	
CB	24 Chidobe Awuzie	29 C.J. Goodwin	
CB	30 Anthony Brown	27 Jourdan Lewis	
CB	31 Byron Jones		
SS	38 Jeff Heath	<u>37 Donovan Wilson</u>	
FS	25 Xavier Woods	23 Darian Thompson	

SPECIALISTS

P	6 Chris Jones	
K	2 Brett Maher	
LS	91 Louis-Philippe Ladouceur	
H	6 Chris Jones	
KOR	<u>20 Tony Pollard</u>	27 Jourdan Lewis
PR	10 Tavon Austin	18 Randall Cobb

PRONUNCIATION GUIDE

Dorance Armstrong	DOOR-intz	Louis-Philippe Ladouceur	LAH-doo-sahr
Chidobe Awuzie	CHID-oh-bay ah-WOOZ-yay	Brett Maher	MAH-her
Ventell Bryant	venn-TÉLL	Jamize Olawale	juh-MAZE oh-la-WALLY
La'el Collins	luhEL	Xavier Su'a-Filo	ZAY-vee-er SUE-ah-fee-low
Maliek Collins	muh-LEEK	Xavier Woods	ECK-zay-vee-er

COACHING STAFF

HEAD COACH: Jason Garrett

ASSISTANTS: Ken Amato (defensive assistant/linebackers) Brett Bech (strength and conditioning), Ben Bloom (linebackers), Gary Brown (running backs), Stephen Brown (offensive assistant/running backs), Marc Colombo (offensive line), Judd Garrett (dir. advance scouting/asst. wide receivers), Andre Gurode (defensive assistant/defensive line), Greg Jackson (safeties), Jon Kitna (quarterbacks), Adam Kleffner (asst. offensive line), Sanjay Lal (wide receivers), Leon Lett (defensive tackles), Rod Marinelli (defensive coordinator/defensive line), Kellen Moore (offensive coordinator), Doug Nussmeier (tight ends), Keith O'Quinn (special teams coordinator), Markus Paul (strength and conditioning), Carlos Polk (assistant special teams), Kris Richard (passing game coordinator/secondary), Kendall Smith (assistant strength and conditioning), Phillip Tanner (special teams assistant), Kyle Valero (offensive assistant/tight ends), Mike Woicik (director of strength and conditioning).

2019 DALLAS COWBOYS ALPHABETICAL ROSTER

NO.	NAME	POS	HT	WT	DOB	EXP	COLLEGE	HOMETOWN
92	Armstrong, Dorance	DE	6-4	262	6/10/1997	2	Kansas	Houston, Texas
10	Austin, Tavon	WR	5-8	185	3/15/1990	7	West Virginia	Baltimore, Md.
24	Awuzie, Chidobe	CB	6-0	203	5/24/1995	3	Colorado	San Jose, Calif.
30	Brown, Anthony	CB	5-11	198	12/16/1993	4	Purdue	Tampa, Fla.
83	Bryant, Ventell	WR	6-3	205	8/24/1996	R	Temple	Tampa, Fla.
18	Cobb, Randall	WR	5-10	195	8/22/1990	9	Kentucky	Maryville, Tenn.
71	Collins, La'el	T	6-4	323	7/26/1993	5	Louisiana State	Baton Rouge, La.
96	Collins, Maliek	DT	6-2	310	4/8/1995	4	Nebraska	Kansas City, Mo.
19	Cooper, Amari	WR	6-1	225	6/17/1994	5	Alabama	Miami, Fla.
95	Covington, Christian	DT	6-2	300	10/16/1993	5	Rice	Vancouver, B.C.
98	Crawford, Tyrone	DL	6-4	285	11/22/1989	8	Boise State	Windsor, Ontario
21	Elliott, Ezekiel	RB	6-0	228	7/22/1995	4	Ohio State	St. Louis, Mo.
75	Fleming, Cameron	T	6-5	320	9/3/1992	6	Stanford	Fort Hood, Texas
72	Frederick, Travis	C	6-4	320	3/18/1991	7	Wisconsin	Sharon, Wisc.
13	Gallup, Michael	WR	6-1	205	3/4/1996	2	Colorado State	Monroe, Ga.
57	Gifford, Luke	LB	6-3	245	8/28/1995	R	Nebraska	Lincoln, Neb.
29	Goodwin, C.J.	CB	6-3	198	2/4/1990	4	California (PA)	Wheeling, W.V.
38	Heath, Jeff	S	6-1	212	5/14/1991	7	Saginaw Valley State	Lake Orion, Mich.
97	Hill, Trysten	DT	6-3	310	3/25/1998	R	Central Florida	Lee, Fla.
51	Hyder, Kerry	DE	6-2	275	5/2/1991	4	Texas Tech	Austin, Texas
56	Jackson, Joe	DE	6-4	285	12/20/1996	R	Miami	Homestead, Fla.
89	Jarwin, Blake	TE	6-5	260	7/16/1994	3	Oklahoma State	Tuttle, Okla.
31	Jones, Byron	CB	6-1	200	9/26/1992	5	Connecticut	New Britain, Conn.
6	Jones, Chris	P	6-0	205	7/21/1989	8	Carson Newman	Rome, Ga.
69	Knight, Brandon	G	6-4	310	4/1/1997	R	Indiana	Noblesville, Ind.
91	Ladouceur, Louis-Philippe	LS	6-5	256	3/13/1981	15	California	Pointe-Claire, Quebec
90	Lawrence, DeMarcus	DE	6-3	265	4/28/1992	6	Boise State	Aiken, S.C.
50	Lee, Sean	LB	6-2	245	7/22/1986	10	Penn State	Pittsburgh, Pa.
27	Lewis, Jourdan	CB	5-10	195	8/31/1995	3	Michigan	Detroit Mich.
73	Looney, Joe	C	6-3	315	8/31/1990	8	Wake Forest	Lake Worth, Fla.
2	Maher, Brett	K	6-0	190	11/21/1989	2	Nebraska	Kearney, Neb.
53	March, Justin	LB	5-11	232	7/5/1993	5	Akron	Danville, Ill.
70	Martin, Zack	G	6-4	315	11/20/1990	6	Notre Dame	Indianapolis, Ind.
49	Olawale, Jamize	FB	6-1	242	4/17/1989	8	North Texas	Long Beach, Calif.
20	Pollard, Tony	RB	6-0	215	4/30/1997	R	Memphis	Memphis, Tenn.
4	Prescott, Dak	QB	6-2	235	7/29/1993	4	Mississippi State	Haughton, La.
58	Quinn, Robert	DE	6-4	260	5/18/1990	9	North Carolina	Ladson, S.C.
61	Redmond, Adam	C	6-6	310	5/19/1993	2	Harvard	Strongsville, Ohio
7	Rush, Cooper	QB	6-3	225	11/21/1993	3	Central Michigan	Charlotte, Mich.
86	Schultz, Dalton	TE	6-5	260	7/11/1996	2	Stanford	South Jordan, Utah
15	Smith, Devin	WR	6-1	205	3/3/1992	3	Ohio State	Massillon, Ohio
54	Smith, Jaylon	LB	6-2	248	6/14/1995	3	Notre Dame	Fort Wayne, Ind.
77	Smith, Tyron	T	6-5	320	12/12/1990	9	Southern California	Moreno Valley, Calif.
76	Su'a-Filo, Xavier	G	6-4	312	1/1/1991	6	UCLA	American Fork, Utah
48	Thomas, Joe	LB	6-1	233	5/6/1991	5	South Carolina State	Blackville, S.C.
23	Thompson, Darian	S	6-2	212	9/22/1993	4	Boise State	Lancaster, Calif.
55	Vander Esch, Leighton	LB	6-4	255	2/8/1996	2	Boise State	Riggins, Idaho
52	Williams, Connor	G	6-5	320	5/12/1997	2	Texas	Coppell, Texas
11	Wilson, Cedrick	WR	6-2	200	11/20/1995	2	Boise State	Memphis, Tenn.
37	Wilson, Donovan	S	6-0	208	11/30/2001	R	Texas A&M	Shreveport, La.
82	Witten, Jason	TE	6-6	263	5/6/1982	16	Tennessee	Elizabethton, Tenn.
99	Woods, Antwaun	DT	6-1	310	1/3/1993	2	Southern California	Los Angeles, Calif.
25	Woods, Xavier	S	5-11	208	7/26/1995	3	Louisiana Tech	Monroe, La.
PRACTICE SQUAD								
46	Chunn, Jordan	RB	6-0	230	1/2/1995	1	Troy	Gurley, Ala.
59	Covington, Chris	LB	6-2	245	1/3/1996	2	Indiana	Chicago, Ill.
87	Hikutini, Cole	TE	6-4	240	6/11/1994	2	Louisville	Elk Grove, Calif.
65	Hyatt, Mitch	T	6-5	305	2/6/1997	R	Clemson	Suwanee, Ga.
33	Jackson, Mike	CB	6-1	210	1/10/1997	R	Miami	Birmingham, Ala.
26	Jones, Josh	S	6-2	220	9/20/1994	3	North Carolina State	Walled Lake, Mich.
32	Olumba, Donovan	CB	6-2	205	9/26/1995	1	Portland State	Tucson, Ariz.
5	Thorson, Clayton	QB	6-4	222	6/15/1995	R	Northwestern	Wheaton, Ill.
28	Weber, Mike	RB	5-10	210	8/25/1997	R	Ohio State	Detroit, Mich.
64	Wise, Daniel	DE	6-3	285	1/16/1996	R	Kansas	Lewisville, Texas
RESERVE/PHYSICALLY UNABLE TO PERFORM								
85	Brown, Noah	WR	6-2	222	1/6/1996	3	Ohio State	Flanders,, N.J.
RESERVE/INJURED – RETURNABLE								
66	McGovern, Connor	G	6-5	316	11/3/1997	R	Penn State	Larksville, Pa.
RESERVE/INJURED								
35	Frazier, Kavon	S	6-0	223	8/11/1994	4	Central Michigan	Grand Rapids, Mich.
74	Jelks, Jalen	DE	6-5	260	8/3/1996	R	Oregon	Phoenix, Ari.
81	Johnson, Jon'Vea	WR	6-0	195	12/23/1995	R	Toledo	Gary, Ind.
93	Ross, Daniel	DT	6-4	300	3/5/1993	3	N.E. Mississippi C.C.	Louisville, Ky.
39	Westry, Chris	CB	6-4	210	7/10/1997	R	Kentucky	Orange Park, Fla.
78	Wichmann, Cody	G	6-5	320	3/2/1992	3	Fresno State	Mariposa, Calif.

2019 DALLAS COWBOYS NUMERICAL ROSTER

NO.	NAME	POS	HT	WT	AGE	EXP	COLLEGE	HOW ACQ	GP	GS	DNP	IA
2	Brett Maher	K	6-0	190	29	2	Nebraska	FA-'18	6	0	0	0
4	Dak Prescott	QB	6-2	235	26	4	Mississippi State	D4b-'16	6	6	0	0
6	Chris Jones	P	6-0	205	30	8	Carson Newman	FA-'11	6	0	0	0
7	Cooper Rush	QB	6-3	225	25	3	Central Michigan	UDFA-'17	1	0	5	0
10	Tavon Austin	WR	5-8	185	29	7	West Virginia	T(LAR)-'18	4	0	0	2
11	Cedrick Wilson	WR	6-2	200	23	2	Boise State	D6b-'18	4	0	0	1
13	Michael Gallup	WR	6-1	205	23	2	Colorado State	D3-'18	4	3	0	2
15	Devin Smith	WR	6-1	205	27	3	Ohio State	FA-'19	4	2	0	2
18	Randall Cobb	WR	5-10	195	29	9	Kentucky	UFA(GB)-'19	5	2	0	1
19	Amari Cooper	WR	6-1	225	25	5	Alabama	T(Oak)-'18	6	6	0	0
20	Tony Pollard	RB	6-0	215	22	R	Memphis	D4a-'19	6	0	0	0
21	Ezekiel Elliott	RB	6-0	228	24	4	Ohio State	D1-'16	6	6	0	0
23	Darian Thompson	S	6-2	212	26	4	Boise State	FA-'18	5	1	0	1
24	Chidobe Awuzie	CB	6-0	203	24	3	Colorado	D2-'17	6	6	0	0
25	Xavier Woods	S	5-11	208	24	3	Louisiana Tech	D6a-'17	5	5	0	1
27	Jourdan Lewis	CB	5-10	195	24	3	Michigan	D3-'17	6	0	0	0
29	C.J. Goodwin	CB	6-3	198	29	4	California (PA)	PS(Cin)-'18	6	0	0	0
30	Anthony Brown	CB	5-11	198	25	4	Purdue	D6a-'16	6	4	0	0
31	Byron Jones	CB	6-1	200	27	5	Connecticut	D1-'15	6	5	0	0
37	Donovan Wilson	S	6-0	208	17	R	Texas A&M	D6-'19	3	0	0	3
38	Jeff Heath	S	6-1	212	28	7	Saginaw Valley State	UDFA-'13	6	6	0	0
48	Joe Thomas	LB	6-1	233	28	5	South Carolina State	FA-'18	6	0	0	0
49	Jamize Olawale	FB	6-1	242	30	8	North Texas	T(Oak)-'18	6	2	0	0
50	Sean Lee	LB	6-2	245	33	10	Penn State	D2-'10	6	3	0	0
51	Kerry Hyder	DE	6-2	275	28	4	Texas Tech	FA-'19	6	0	0	0
52	Connor Williams	G	6-5	320	22	2	Texas	D2-'18	6	6	0	0
53	Justin March	LB	5-11	232	26	5	Akron	FA-'17	6	0	0	0
54	Jaylon Smith	LB	6-2	248	24	3	Notre Dame	D2-'16	6	6	0	0
55	Leighton Vander Esch	LB	6-4	255	23	2	Boise State	D1-'18	6	6	0	0
56	Joe Jackson	DE	6-4	285	22	R	Miami	D5b-'19	4	0	0	2
57	Luke Gifford	LB	6-3	245	24	R	Nebraska	UDFA-'19	1	0	0	5
58	Robert Quinn	DE	6-4	260	29	9	North Carolina	T(Mia)-'19	4	4	0	0
61	Adam Redmond	C	6-6	310	26	2	Harvard	W(Buf)-'18	0	0	1	5
69	Brandon Knight	G	6-4	310	22	R	Indiana	UDFA-'19	2	1	0	4
70	Zack Martin	G	6-4	315	28	6	Notre Dame	D1-'14	6	6	0	0
71	La'el Collins	T	6-4	323	26	5	Louisiana State	UDFA-'15	5	5	0	1
72	Travis Frederick	C	6-4	320	28	7	Wisconsin	D1-'13	6	6	0	0
73	Joe Looney	C	6-3	315	29	8	Wake Forest	UFA(Ten)-'16	6	0	0	0
75	Cameron Fleming	T	6-5	320	27	6	Stanford	UFA(NE)-'18	6	2	0	0
76	Xavier Su'a-Filo	G	6-4	312	28	6	UCLA	FA-'18	6	0	0	0
77	Tyron Smith	T	6-5	320	28	9	Southern California	D1-'11	4	4	0	2
82	Jason Witten	TE	6-6	263	37	16	Tennessee	FA-'19	6	6	0	0
83	Ventell Bryant	WR	6-3	205	23	R	Temple	FA-'19	2	0	0	0
86	Dalton Schultz	TE	6-5	260	23	2	Stanford	D4b-'18	6	0	0	0
89	Blake Jarwin	TE	6-5	260	25	3	Oklahoma State	UDFA-'17	6	3	0	0
90	DeMarcus Lawrence	DE	6-3	265	27	6	Boise State	D2-'14	6	6	0	0
91	Louis-Philippe Ladouceur	LS	6-5	256	38	15	California	FA-'05	6	0	0	0
92	Dorance Armstrong	DE	6-4	262	22	2	Kansas	D4a-'18	6	0	0	0
95	Christian Covington	DT	6-2	300	25	5	Rice	UFA(Hou)-'19	6	3	0	0
96	Maliek Collins	DT	6-2	310	24	4	Nebraska	D3-'16	6	6	0	0
97	Trysten Hill	DT	6-3	310	21	R	Central Florida	D2-'19	3	0	0	3
98	Tyrone Crawford	DL	6-4	285	29	8	Boise State	D3-'12	4	2	0	2
99	Antwaun Woods	DT	6-1	310	26	2	Southern California	FA-'18	3	3	0	3
PRACTICE SQUAD												
5	Clayton Thorson	QB	6-4	222	24	R	Northwestern	FA-'19				
26	Josh Jones	S	6-2	220	25	3	North Carolina State	FA-'19				
28	Mike Weber	RB	5-10	210	22	R	Ohio State	D7a-'19				
32	Donovan Olumba	CB	6-2	205	24	1	Portland State	UDFA-'18				
33	Mike Jackson	CB	6-1	210	22	R	Miami	D5a-'19				
46	Jordan Chunn	RB	6-0	230	24	1	Troy	UDFA-'18	1	0	0	0
59	Chris Covington	LB	6-2	245	23	2	Indiana	D6a-'18				
64	Daniel Wise	DE	6-3	285	23	R	Kansas	UDFA-'19				
65	Mitch Hyatt	T	6-5	305	22	R	Clemson	UDFA-'19				
87	Cole Hikutini	TE	6-4	240	25	2	Louisville	FA-'19				
RESERVE/PHYSICALLY UNABLE TO PERFORM												
85	Noah Brown	WR	6-2	222	23	3	Ohio State	D7b-'17				
RESERVE/INJURED – RETURNABLE												
66	Connor McGovern	G	6-5	316	21	R	Penn State	D3-'19				
RESERVE/INJURED												
35	Kavon Frazier	S	6-0	223	25	4	Central Michigan	D6b-'16	4	0	0	0
39	Chris Westry	CB	6-4	210	22	R	Kentucky	UDFA-'19				
74	Jalen Jelks	DE	6-5	260	23	R	Oregon	D7b-'19				
78	Cody Wichmann	G	6-5	320	27	3	Fresno State	FA-'18				
81	Jon'Vea Johnson	WR	6-0	195	23	R	Toledo	UDFA-'19				
93	Daniel Ross	DT	6-4	300	26	3	N.E. Mississippi C.C.	PS(KC)-'17				

2019 DALLAS COWBOYS POSITIONAL ROSTER

NO.	NAME	POS.	HT.	WT.	AGE	EXP.	COLLEGE	HOW ACQ.
QUARTERBACKS (2)								
4	Prescott, Dak	QB	6-2	235	26	4	Mississippi State	D4b-'16
7	Rush, Cooper	QB	6-3	225	25	3	Central Michigan	UDFA-'17
RUNNING BACKS (3)								
20	Pollard, Tony	RB	6-0	215	22	R	Memphis	D4a-'19
21	Elliott, Ezekiel	RB	6-0	228	24	4	Ohio State	D1-'16
49	Olawale, Jamize	FB	6-1	242	30	8	North Texas	T(Oak)-'18
WIDE RECEIVERS (7)								
10	Austin, Tavon	WR	5-8	185	29	7	West Virginia	T(LAR)-'18
11	Wilson, Cedrick	WR	6-2	200	23	2	Boise State	D6b-'18
13	Gallup, Michael	WR	6-1	205	23	2	Colorado State	D3-'18
15	Smith, Devin	WR	6-1	205	27	3	Ohio State	FA-'19
18	Cobb, Randall	WR	5-10	195	29	9	Kentucky	UFA(GB)-'19
19	Cooper, Amari	WR	6-1	225	25	5	Alabama	T(Oak)-'18
83	Bryant, Ventell	WR	6-3	205	23	R	Temple	FA-'19
TIGHT ENDS (3)								
82	Witten, Jason	TE	6-6	263	37	16	Tennessee	FA-'19
86	Schultz, Dalton	TE	6-5	260	23	2	Stanford	D4b-'18
89	Jarwin, Blake	TE	6-5	260	25	3	Oklahoma State	UDFA-'17
OFFENSIVE LINE (10)								
52	Williams, Connor	G	6-5	320	22	2	Texas	D2-'18
61	Redmond, Adam	C	6-6	310	26	2	Harvard	W(Buf)-'18
69	Knight, Brandon	G	6-4	310	22	R	Indiana	UDFA-'19
70	Martin, Zack	G	6-4	315	28	6	Notre Dame	D1-'14
71	Collins, La'el	T	6-4	323	26	5	Louisiana State	UDFA-'15
72	Frederick, Travis	C	6-4	320	28	7	Wisconsin	D1-'13
73	Looney, Joe	C	6-3	315	29	8	Wake Forest	UFA(Ten)-'16
75	Fleming, Cameron	T	6-5	320	27	6	Stanford	UFA(NE)-'18
76	Su'a-Filo, Xavier	G	6-4	312	28	6	UCLA	FA-'18
77	Smith, Tyron	T	6-5	320	28	9	Southern California	D1-'11
DEFENSIVE LINE (10)								
51	Hyder, Kerry	DE	6-2	275	28	4	Texas Tech	FA-'19
56	Jackson, Joe	DE	6-4	285	22	R	Miami	D5b-'19
58	Quinn, Robert	DE	6-4	260	29	9	North Carolina	T(Mia)-19
90	Lawrence, DeMarcus	DE	6-3	265	27	6	Boise State	D2-'14
92	Armstrong, Dorance	DE	6-4	262	22	2	Kansas	D4a-'18
95	Covington, Christian	DT	6-2	300	25	5	Rice	UFA(Hou)-'19
96	Collins, Maliek	DT	6-2	310	24	4	Nebraska	D3-'16
97	Hill, Trysten	DT	6-3	310	21	R	Central Florida	D2-'19
98	Crawford, Tyrone	DL	6-4	285	29	8	Boise State	D3-'12
99	Woods, Antwaun	DT	6-1	310	26	2	Southern California	FA-'18
LINEBACKERS (6)								
48	Thomas, Joe	LB	6-1	233	28	5	South Carolina State	FA-'18
50	Lee, Sean	LB	6-2	245	33	10	Penn State	D2-'10
53	March, Justin	LB	5-11	232	26	5	Akron	FA-'17
54	Smith, Jaylon	LB	6-2	248	24	3	Notre Dame	D2-'16
55	Vander Esch, Leighton	LB	6-4	255	23	2	Boise State	D1-'18
57	Gifford, Luke	LB	6-3	245	24	R	Nebraska	UDFA-'19
DEFENSIVE BACKS (9)								
23	Thompson, Darian	S	6-2	212	26	4	Boise State	FA-'18
24	Awuzie, Chidobe	CB	6-0	203	24	3	Colorado	D2-'17
25	Woods, Xavier	S	5-11	208	24	3	Louisiana Tech	D6a-'17
27	Lewis, Jourdan	CB	5-10	195	24	3	Michigan	D3-'17
29	Goodwin, C.J.	CB	6-3	198	29	4	California (PA)	PS(Cin)-'18
30	Brown, Anthony	CB	5-11	198	25	4	Purdue	D6a-'16
31	Jones, Byron	CB	6-1	200	27	5	Connecticut	D1-'15
37	Wilson, Donovan	S	6-0	208	17	R	Texas A&M	D6-'19
38	Heath, Jeff	S	6-1	212	28	7	Saginaw Valley State	UDFA-'13
SPECIALISTS (3)								
2	Maher, Brett	K	6-0	190	29	2	Nebraska	FA-'18
6	Jones, Chris	P	6-0	205	30	8	Carson Newman	FA-'11
91	Ladouceur, Louis-Philippe	LS	6-5	256	38	15	California	FA-'05

HOW THE COWBOYS WERE BUILT

YEAR	DRAFT PICKS (32)	FREE AGENTS (32)	TRADES/WAIVERS (5)	PRACTICE SQUAD (2)
2005		L. Ladouceur (FA-'05)		
2010	S. Lee (2nd)			
2011	T. Smith (1st)	C. Jones (FA-'11)		
2012	T. Crawford (3rd)			
2013	T. Frederick (1st)	J. Heath (UDFA-'13)		
2014	Z. Martin (1st) D. Lawrence (2nd)			
2015	B. Jones (1st)	L. Collins (UDFA-'15)		
2016	E. Elliott (1st) J. Smith (2nd) M. Collins (3rd) D. Prescott (4th) A. Brown (6th) K. Frazier (6th) *	J. Looney (UFA Ten -'16)		
2017	C. Awuzie (2nd) J. Lewis (3rd) X. Woods (6th) N. Brown (7th) Ω	B. Jarwin (UDFA-'17) J. March (FA-'17) C. Rush (UDFA-'17)		D. Ross (PS KC -'17) *
2018	L. Vander Esch (1st) C. Williams (2nd) M. Gallup (3rd) D. Armstrong (4th) D. Schultz (4th-b) C. Covington (6th-a) ^ C. Wilson (6th-b)	J. Chunn (UDFA-'18) ^ C. Fleming (UFA NE -'18) B. Maher (FA-'18) D. Olumba (UDFA-'18) ^ X. Su'a-Filo (FA-'18) J. Thomas (FA-'18) D. Thompson (FA-'18) C. Wichmann (FA-'18) * A. Woods (FA-'18)	T. Austin (T LAR -'18) A. Cooper (T Oak -'18) J. Olawale (T Oak -'18) A. Redmond (W Buf -'18)	C. Goodwin (PS Cin -'18)
2019	T. Hill (2nd) C. McGovern (3rd) ⌘ T. Pollard (4th) M. Jackson (5th) ^ J. Jackson (5th-b) D. Wilson (6th) J. Jelks (7th) * M. Weber (7th-a) ^	V. Bryant (FA-'19) R. Cobb (UFA GB -'19) C. Covington (UFA Hou -'19) L. Gifford (UDFA-'19) C. Hikutini (FA-'19) ^ M. Hyatt (UDFA-'19) ^ K. Hyder (FA-'19) J. Johnson (UDFA-'19) * J. Jones (FA-'19) ^ B. Knight (UDFA-'19) D. Smith (FA-'19) C. Thorson (FA-'19) ^ C. Westry (UDFA-'19) * D. Wise (UDFA-'19) ^ J. Witten (FA-'19)	R. Quinn (T Mia -'19)	

Key: * Reserve/Injured, Ω Reserve/Physically Unable to Perform, ^ Practice Squad, ⌘ Reserve/Injured – Returnable

CONTRACT STATUS					
PLAYER	SIGNED THROUGH	PLAYER	SIGNED THROUGH	PLAYER	SIGNED THROUGH
Dorance Armstrong	2021	Trysten Hill	2022	Robert Quinn	2019
Tavon Austin	2019	Kerry Hyder	2019	Adam Redmond	2019
Chidobe Awuzie	2020	Joe Jackson	2022	Daniel Ross *	2019
Anthony Brown	2019	Blake Jarwin	2019	Cooper Rush	2019
Noah Brown Ω	2020	Jalen Jelks *	2022	Dalton Schultz	2021
Taco Charlton	2020	Jon'Vea Johnson *	2021	Devin Smith	2020
Randall Cobb	2019	Byron Jones	2019	Jaylon Smith	2025
La'el Collins	2024	Chris Jones	2021	Tyron Smith	2023
Maliek Collins	2019	Brandon Knight	2021	Xavier Su'a-Filo	2019
Amari Cooper	2019	Louis-Philippe Ladouceur	2019	Joe Thomas	2019
Chris Covington ^	2020	DeMarcus Lawrence	2023	Darian Thompson	2019
Christian Covington	2019	Sean Lee	2019	Leighton Vander Esch	2021
Tyrone Crawford	2020	Jourdan Lewis	2020	Chris Westry *	2021
Ezekiel Elliott	2026	Joe Looney	2019	Cody Wichmann *	2020
Cameron Fleming	2019	Brett Maher	2019	Connor Williams	2021
Kavon Frazier *	2019	Justin March	2019	Cedrick Wilson	2020
Travis Frederick	2023	Zack Martin	2024	Donovan Wilson	2022
Michael Gallup	2021	Connor McGovern ⌘	2022	Jason Witten	2019
Luke Gifford	2021	Jamize Olawale	2019	Antwaun Woods	2019
C.J. Goodwin	2019	Tony Pollard	2022	Xavier Woods	2020
Jeff Heath	2019	Dak Prescott	2019		

DALLAS COWBOYS CONTRACT ANALYSIS

	OFFENSE	2019	2020	2021	2022	2023	2024	2025	2026
QB	Prescott, Dak		UFA						
	Rush, Cooper		RFA	UFA					
RB	Elliott, Ezekiel								UFA
	Olawale, Jamize		OPTION	OPTION	UFA				
	Pollard, Tony					UFA			
WR	Austin, Tavon		UFA						
	Brown, Noah#			UFA					
	Bryant, Ventell			ERFA	RFA	UFA			
	Cobb, Randall		UFA						
	Cooper, Amari		UFA						
	Gallup, Michael				UFA				
	Johnson, Jon'Vea*				RFA	UFA			
	Smith, Devin			UFA					
	Wilson, Cedrick			RFA	UFA				
	Jarwin, Blake		RFA	UFA					
TE	Schultz, Dalton				UFA				
	Witten, Jason		UFA						
OL	Collins, La'e'l							UFA	
	Fleming, Cameron		OPTION	UFA					
	Frederick, Travis						UFA		
	Knight, Brandon				RFA	UFA			
	Looney, Joe		UFA						
	Martin, Zack							UFA	
	McGovern, Connor*					UFA			
	Redmond, Adam		ERFA	RFA	UFA				
	Smith, Tyron						UFA		
	Su'a-Filo, Xavier		UFA						
	Wichmann, Cody*			UFA					
	Williams, Connor				UFA				

	DEFENSE	2019	2020	2021	2022	2023	2024	2025	2026
DL	Armstrong, Dorance				UFA				
	Collins, Maliek		UFA						
	Covington, Christian		UFA						
	Crawford, Tyrone			UFA					
	Hill, Trysten					UFA			
	Hyder, Kerry		UFA						
	Jackson, Joe					UFA			
	Jelks, Jalen*					UFA			
	Lawrence, Demarcus						UFA		
	Quinn, Robert		UFA						
	Ross, Daniel		RFA	UFA					
LB	Woods, Antwaun		ERFA	RFA	UFA				
	Gifford, Luke				RFA	UFA			
	Lee, Sean		UFA						
	March, Justin		UFA						
	Smith, Jaylon								UFA
	Thomas, Joe		UFA						
DB	Vander Esch, Leighton				OPTION	UFA			
	Awuzie, Chidobe			UFA					
	Brown, Anthony		UFA						
	Frazier, Kavon*		UFA						
	Goodwin, C.J.		UFA						
	Heath, Jeff		UFA						
	Jones, Byron		UFA						
	Lewis, Jourdan			UFA					
	Powell, Tyvis*			UFA					
	Showers, Jameill*		ERFA	RFA	UFA				
	Thompson, Darian		UFA						
	Westry, Chris*				RFA	UFA			
	Wilson, Donovan					UFA			
	Woods, Xavier			UFA					

	SPECIAL TEAMS	2019	2020	2021	2022	2023	2024	2025	2026
ST	Jones, Chris				UFA				
	Ladouceur, L.P.		UFA						
	Maher, Brett		ERFA	RFA	UFA				

	Player is under contract for season
	Player will be an exclusive rights free agent
	Player will be an unrestricted free agent
	Player will be a restricted free agent
	Player has a club option available

*-Reserve/Injured ^-Reserve/Suspended #-Reserve/PUP &-Reserve/Did Not Report

WHEN BUILT/WHEN THEY GOT TO COWBOYS

1st Round (9)

[9] Tyron Smith (2011)
 [14] Robert Quinn (2011-StL)
 [8] Tavon Austin (2013-StL)
 [31] Travis Frederick (2013)
 [16] Zack Martin (2014)
 [4] Amari Cooper (2015-Oak)
 [27] Byron Jones (2015)
 [4] Ezekiel Elliott (2016)
 [19] Leighton Vander Esch (2018)

2nd Round (9)

[55] Sean Lee (2010)
 [64] Randall Cobb (2011-GB)
 [33] Xavier Su'a-Filo (2014-Hou)
 [34] DeMarcus Lawrence (2014)
 [37] Devin Smith (2015-NYJ)
 [34] Jaylon Smith (2016)
 [60] Chidobe Awuzie (2017)
 [50] Connor Williams (2018)
 [58] Trysten Hill (2019)

3rd Round (7)

[69] Jason Witten (2003)
 [81] Tyrone Crawford (2012)
 [67] Maliek Collins (2016)
 [71] Darian Thompson (2016-NYG)
 [92] Jourdan Lewis (2017)
 [81] Michael Gallup (2018)
 [90] Connor McGovern (2019)Φ

4th Round (6)

[117] Joe Looney (2012-SF)
 [140] Cameron Fleming (2014-NE)
 [135] Dak Prescott (2016)
 [116] Dorance Armstrong (2018)
 [137] Dalton Schultz (2018)
 [128] Tony Pollard (2019)

5th Round (3)

[191] Xavier Woods (2017)
 [158] Mike Jackson (2019)^
 [165] Joe Jackson (2019)

6th Round (6)

[216] Christian Covington (2015-Hou)
 [189] Anthony Brown (2016)
 [212] Kavon Frazier (2016)*
 [193] Chris Covington (2018)^
 [208] Cedrick Wilson (2018)
 [213] Donovan Wilson (2019)

7th Round (3)

[239] Noah Brown (2017)Ω
 [218] Mike Weber (2019)^
 [241] Jalen Jelks (2019)*

Undrafted (17)

L.P. Ladouceur (2005-NO)
 Chris Jones (2011)
 Jamize Olawale (2012)
 Jeff Heath (2013)
 Brett Maher (2013-NYJ)
 C.J. Goodwin (2014-Pit)
 Kerry Hyder (2014-NYJ)
 Joe Thomas (2014-GB)
 La'el Collins (2015)
 Justin March (2015-KC)
 Adam Redmond (2016-Ind)
 Antwaun Woods (2016-Ten)
 Blake Jarwin (2017)
 Daniel Ross (2017-KC)*
 Cooper Rush (2017)
 Luke Gifford (2019)
 Brandon Knight (2019)

Unrestricted Free Agent % Restricted Free Agent / Undrafted Free Agent
 ^ Practice Squad * Reserve/Injured Φ Reserve/Injured-Returnable @ Reserve/Exempt
 Ω Reserve/PUP or Reserve/NFI - Reserve/Suspended \$ Reserve/Did not Report

WHEN THEY GOT TO THE COWBOYS

2005 (1)

Louis-Philippe Ladouceur, free agent

2010 (1)

Sean Lee, Round 2

2011 (2)

Tyron Smith, Round 1
 Chris Jones, undrafted free agent

2012 (1)

Tyrone Crawford, Round 3

2013 (2)

Travis Frederick, Round 1
 Jeff Heath, undrafted free agent

2014 (2)

Zack Martin, Round 1
 DeMarcus Lawrence, Round 2

2015 (2)

Byron Jones, Round 1
 La'el Collins, undrafted free agent

2016 (7)

Ezekiel Elliott, Round 1
 Jaylon Smith, Round 2
 Maliek Collins, Round 3
 Dak Prescott, Round 4

2016, cont.

Anthony Brown, Round 6
 Kavon Frazier, Round 6*
 Joe Looney, UFA (Ten)

2017 (8)

Chidobe Awuzie, Round 2
 Jourdan Lewis, Round 3
 Xavier Woods, Round 6
 Noah Brown, Round 7 Ω
 Justin March, FA
 Blake Jarwin, undrafted free agent
 Cooper Rush, undrafted free agent
 Daniel Ross, practice squad (KC)*

2018 (18)

Leighton Vander Esch, Round 1
 Connor Williams, Round 2
 Michael Gallup, Round 3
 Dorance Armstrong, Round 4
 Dalton Schultz, Round 4
 Chris Covington, Round 6^
 Cedrick Wilson, Round 6
 Cameron Fleming, UFA (NE)
 Brett Maher, FA
 Xavier Su'a-Filo, FA
 Joe Thomas, FA
 Darian Thompson, FA
 Antwaun Woods, FA

2018, cont.

Tavon Austin, trade (LAR)
 Amari Cooper, trade (Oak)
 Jamize Olawale, trade (Oak)
 Adam Redmond, waivers (Buffalo)
 C.J. Goodwin, practice squad (Cin)

2019 (16)

Trysten Hill, Round 2
 Connor McGovern, Round 3 Φ
 Tony Pollard, Round 4
 Mike Jackson, Round 5^
 Joe Jackson, Round 5
 Donovan Wilson, Round 6
 Mike Weber, Round 7^
 Jalen Jelks, Round 7*
 Randall Cobb, UFA (GB)
 Christian Covington, UFA (Hou)
 Kerry Hyder, FA
 Devin Smith, FA
 Jason Witten, FA
 Robert Quinn, trade (Mia)
 Luke Gifford, undrafted free agent
 Brandon Knight, undrafted free agent

2019 TRANSACTIONS BY DATE

Jan. 13..... Signed **Jake Campos, Jordan Chunn, Treston Decoud, Donovan Olumba, Kyle Queiro, Aziz Shittu and Cody Wichmann** to Reserve/Future list.

Jan. 18..... Signed **Devin Smith** to Reserve/Future list.

Feb. 7..... Signed **Reggie Davis**.

March 6..... Signed **Jason Witten**.

March 7..... Signed **Justin March-Lillard and Darian Thompson**.

March 8..... Signed **Daniel Ross** and exercised options on **Allen Hurns, Joe Looney and Joe Thomas**.

March 11... Signed **Codey McElroy**.

March 14... Signed **Christian Covington and Jamize Olawale**.

March 15... Signed **Cameron Fleming**.

March 19... Signed **Kerry Hyder and L.P. Ladouceur**.

March 20... Signed **Tavon Austin and Drew Scott**.

March 21... Signed **Randall Cobb**.

March 25... Signed **George Iloka**.

March 29... Acquired **Robert Quinn** in a trade with Miami and released **Marqueston Huff**.

April 5..... Signed **Casey Redfern**.

April 9..... Signed **DeMarcus Lawrence and Shakir Soto**.

April 10..... Waived **Parker Ehinger and Aziz Shittu**.

April 26..... Drafted **Trysten Hill and Connor McGovern**.

April 27..... Drafted **Tony Pollard, Mike Jackson, Joe Jackson, Donovan Wilson, Mike Weber, Jalen Jelks**.

May 10..... Signed **Larry Allen, Jr., Andrew Dowell, Luke Gifford, Jalen Guyton, Nate Hall, Mitch Hyatt, Jon'Vea Johnson, Brandon Knight, Justin Phillips, Derrick Puni, Ricky Walker, Chris Westry, Daniel Wise**.

June 19.... Waived **Justin Phillips**. Signed **Ryan Yurachek**.

July 24..... Released **Allen Hurns**. Signed **Taryn Christion**.

July 26..... Placed **Noah Brown, Tyrone Crawford, Byron Jones and DeMarcus Lawrence** on Active/PUP. Placed **Chris Covington** on Active/NFI. Placed **Ezekiel Elliott** on Reserve/Did Not Report.

July 30..... Signed **Alfred Morris**.

Aug. 1..... Waived **Larry Allen Jr.** Waived/Injured **Andrew Dowell**. Signed **Justin Phillips**.

Aug. 3..... Claimed **Tariq Cole** off waivers from Arizona.

Aug. 4..... Waived **Tariq Cole**.

Aug. 6..... Waived **Rico Gathers**. Signed **Lukayus McNeil and Tyvis Powell**.

Aug. 7..... Waived/Injured **Lance Lenoir and Derrick Puni**. Signed **Juwan Bushell-Beatty and Marcus Lucas**.

Aug. 21..... Signed **Jaylon Smith** to a five-year contract extension.

Aug. 31..... Waived **Juwan Bushell-Beatty, Jake Campos, Taryn Christion, Jordan Chunn, Chris Covington, Reggie Davis, Treston Decoud, Jalen Guyton, Nate Hall, Mitch Hyatt, Darius Jackson, Mike Jackson, Marcus Lucas, Lukayus McNeil, Donovan Olumba, Justin Phillips, Kyle Queiro, Kasey Redfern, Drew Scott, Shakir Soto, Ricky Walker, Mike Weber, Mike White, Cedrick Wilson, Daniel Wise and Ryan Yurachek**. Released **George Iloka**. Waived/Injured **Codey McElroy, Tyvis Powell and Jameill Showers**. Placed **Noah Brown** on Reserve/PUP and **Jalen Jelks, Jon'Vea Johnson, Daniel Ross, and Chris Westry** on Reserve/Injured. Placed **Robert Quinn** on Reserve/Suspended.

Sept. 2..... Signed **Ventell Bryant, Chris Covington, Cole Hikutini, Michael Jackson, Donovan Olumba, Clayton Thorson, Mike Weber, Cedrick Wilson and Daniel Wise** to the practice squad. Placed **Connor McGovern** on Reserve/Injured. Signed **Jordan Chunn**. Released **Rolando McClain**.

Sept. 3..... Signed **La'el Collins** to a five-year contract extension.

Sept. 4..... Signed **Ezekiel Elliott** to a six-year contract extension.

Sept. 7..... Released **Alfred Morris** and activated **Ezekiel Elliott** from Reserve/Exempt.

Sept. 10.... Released **Jordan Chunn**.

Sept. 11.... Activated **Chris Covington** from the practice squad and signed **Darius Jackson** to the practice squad.

Sept. 14.... Waived **Chris Covington** and activated **Cedrick Wilson** from the practice squad.

Sept. 16.... Released **Darius Jackson** from the practice squad and signed **Jordan Chunn** to the practice squad.

Sept. 18.... Waived **Taco Charlton**.

Oct. 4..... Placed **Kavon Frazier** on Reserve/Injured. Activated **Ventell Bryant** from the practice squad and signed **Josh Jones** to the practice squad.

2019 TRANSACTIONS BY PLAYER

ALLEN, Jr., Larry - G/C

5/10.....Signed
8/1.....Waived

AUSTIN, Tavon - WR

3/20.....Signed

BROWN, Noah - WR

7/26.....Placed on Active/PUP
8/31.....Placed on Reserve/PUP

BRYANT, Ventell - WR

9/2.....Signed to practice squad
10/4.....Activated

BUSHELL-Beatty, Juwann - T

8/7.....Signed
8/31.....Waived

CAMPOS, Jake - T

1/13.....Signed to Reserve/Future
8/31.....Waived

CHARLTON, Taco - DE

9/18.....Waived

CHUNN, Jordan - RB

1/13.....Signed to Reserve/Future
8/31.....Waived

9/2.....Signed

9/10.....Released

9/16.....Signed to practice squad

CHRISTION, Taryn - QB

7/24.....Signed
8/31.....Waived

COBB, Randall - WR

3/21.....Signed

COLE, Tariq - G

8/3.....Claimed off waivers from Arizona.
8/4.....Waived

COLLINS, La'el - T

9/3.....Signed a five-year extension

COVINGTON, Chris - LB

7/26.....Placed on Active/NFI

8/31.....Waived

9/2.....Signed to practice squad

9/11.....Activated from practice squad

9/14.....Waived

9/17.....Signed to practice squad

COVINGTON, Christin - DE

3/14.....Signed

CRAWFORD, Tyrone - DE

7/26.....Placed on Active/PUP

DAVIS, Reggie - WR

2/7.....Signed
8/31.....Waived

DECOUD, Treston - DB

1/13.....Signed to Reserve/Future
8/31.....Waived

DOWELL, Andrew, LB

5/10.....Signed

8/1.....Waived/Injured

EHINGER, Parker - G

4/10.....Waived

ELLIOTT, Ezekiel - RB

7/26.....Placed on Reserve/Did Not Report
9/4.....Signed a six-year extension

9/7.....Activated from Reserve/Exempt

FLEMING, Cameron - T

3/15.....Signed

FRAZIER, Kavon - S

10/4.....Placed on Reserve/Injured

GATHERS, Rico - TE

Aug. 6...Waived

GIFFORD, Luke - LB

5/10.....Signed

GUYTEN, Jalen - WR

5/10.....Signed

8/31.....Waived

HALL, Nate - LB

5/10.....Signed

8/31.....Waived

HIKUTINI, Cole - TE

9/2.....Signed to practice squad

HILL, Trysten - DT

4/26.....Drafted in the second round

HURNS, Allen - WR

3/8.....Exercised option

7/24.....Released

HYATT, Mitch - T

5/10.....Signed

8/31.....Waived

9/2.....Signed to practice squad

HUFF, Marqueston - CB

3/29.....Released

HYDER, Kerry - DE

3/19.....Signed

ILOKA, George - S

3/25.....Signed

8/31.....Released

JACKSON, Darius - RB

8/11.....Waived

9/11.....Signed to practice squad

9/16.....Released

JACKSON, Joe - DE

4/27.....Drafted in the fifth round

JACKSON, Mike - CB

4/27.....Drafted in the fifth round

8/31.....Waived

9/2.....Signed to practice squad

JELKS, Jalen - DE

4/27.....Drafted in the seventh round

8/31.....Placed on Reserve/Injured

JONES, Byron - CB

JONES, Josh - S

10/4.....Signed to practice squad

7/26.....Placed on Active/PUP

JOHNSON, John'Vea - WR

5/10.....Signed

8/31.....Placed on Reserve/Injured

KNIGHT, Brandon - T

5/10.....Signed

LADOUCEUR, L.P. - LS

3/19.....Signed

LAWRENCE, DeMarcus - DE

4/9.....Signed a six-year extension

7/26.....Placed on Active/PUP

LENOIR, Lance - WR

8/7.....Waived/Injured

LOONEY, Joe - C

3/8.....Exercised option

LUCAS, Marcus - TE

8/7.....Signed

8/31.....Waived

MARCH-LILLARD, Justin - LB

3/7.....Signed

McCLAIN, Rolando - LB

9/2.....Released

McELROY, Codey - TE

3/11.....Signed

8/31.....Waived/Injured

McGOVERN, Connor - G/C

4/26.....Drafted in the third round

9/2.....Placed on Reserve/Injured

McNEIL, Lukyaus - T

Aug. 6...Signed

8/31.....Waived

MORRIS, Alfred - RB

7/30.....Signed

9/7.....Released

OLAWALE, Jamize - FB

3/14.....Signed

OLUMBA, Donovan - DB

1/13.....Signed to Reserve/Future

8/31.....Waived

9/2.....Signed to practice squad

PHILLIPS, Justin - LB

5/10.....Signed

6/19.....Waived

8/1.....Signed

8/31.....Waived

POLLARD, Tony - RB

4/27.....Drafted in the fourth round

POWELL, Tyvis - CB

Aug. 6...Signed

8/31.....Waived/Injured

PUNI, Derrick - T

5/10.....Signed

8/7.....Waived/Injured

QUEIRO, Kyle - LB

1/13.....Signed to Reserve/Future

8/31.....Waived

QUINN, Robert - DE

3/29.....Acquired in a trade with Miami

8/31.....Reserve/Suspended

REDFERN, Casey - P

4/5.....Signed

8/31.....Waived

ROSS, Daniel - DT

3/8.....Signed

8/31.....Reserve/Injured

SCOTT, Drew - LS

3/20.....Signed

8/31.....Waived

SHITTU, Aziz - DT

1/13.....Signed to Reserve/Future

4/10.....Waived

SHOWERS, Jameill - S

8/31.....Waived/Injured

SOTO, Shakir - DT

4/9.....Signed

8/31.....Waived

SMITH, Devin - WR

1/18.....Signed to Reserve/Future

SMITH, Jaylon - LB

8/17.....Signed a five-year extension

THOMAS, Joe - LB

3/8.....Exercised option

THOMPSON, Darian - S

3/7.....Signed

THORSON, Clayton - QB

9/2.....Signed to practice squad

WALKER, Ricky - DT

5/10.....Signed

8/31.....Waived

WICHMANN, Cody - G

1/13.....Signed to Reserve/Future

8/31.....Reserve/Injured

WEBER, Mike - RB

4/27.....Drafted in the seventh round

8/31.....Waived

9/2.....Signed to practice squad

WESTRY, Chris - CB

5/10.....Signed

8/31.....Reserve/Injured

WHITE, Mike - QB

8/31.....Waived

WILSON, Cedrick - WR

8/31.....Waived

9/2.....Signed to practice squad

9/14.....Activated from practice squad

WILSON, DONOVAN - S

4/27.....Drafted in the sixth round

WISE, Daniel - DT

5/10.....Signed

8/31.....Waived

9/2.....Signed to practice squad

WITTEN, Jason - TE

3/6.....Signed

YURACHEK, Ryan - FB

6/19.....Signed

8/31.....Waived



TEAM AND INDIVIDUAL STATS

2019 DALLAS COWBOYS STATISTICS

WON 3, LOST 3

9/8	W	35-17	N.Y. Giants	90,353
9/15	W	31-21	at Washington	75,128
9/22	W	31-6	Miami	90,127
9/29	L	10-12	at New Orleans	73,086
10/6	L	24-34	Green Bay	93,024
10/13	L	22-24	at N.Y. Jets	78,523

2019 TEAM STATISTICS

	DAL	OPP.
FIRST DOWNS	149	123
Rushing	50	39
Passing	84	68
Penalty	15	16
Third Down-Made/Att	34/67	18/71
Third Down Efficiency	50.7%	25.4%
Fourth Down-Made/Att	0/2	4/9
TOTAL NET YARDS	2,662	1,991
Avg. Per Game	443.7	331.8
Total Plays	391	370
Avg. Per Play	6.8	5.4
NET YARDS RUSHING	833	563
Avg. Per Game	138.8	93.8
Total Rushes	173	134
Avg. Per Rush	4.8	4.2
NET YARDS PASSING	1,829	1,428
Avg. Per Game	304.8	238.0
Sacked/Yards Lost	7/54	14/114
Gross Yards	1,883	1,542
Attempts/Completions	211/147	222/147
Pct. of Completion	69.7%	66.2%
Had Intercepted	6	2
PUNTS/AVERAGE	19/43.0	27/45.7
Net Punting Average	38.7	43.6
PUNT RETURN/AVG.	10/5.7	8/7.8
KICKOFF RETURN/AVG.	5/16.8	9/24.1
INTERCEPTION RETURN/AVG.	2/10.0	6/17.3
PENALTIES/YARDS	48/470	45/412
FUMBLES/BALL LOST	3/2	6/3
TOUCHDOWNS	19	12
Rushing	8	7
Passing	11	5
Returns	0	0
EXTRA POINTS/ATTEMPTS	18/19	12/12
TWO POINT CONVERSION/ATTEMPTS	0/1	0/0
FIELD GOALS/ATTEMPTS	7/11	10/11
AVG. TIME OF POSSESSION	29:19	30:42

SCORE BY PERIODS	Q1	Q2	Q3	Q4	OT	PTS
TEAM	20	34	55	44	0	153
OPPONENTS	31	36	24	23	0	114

SCORING	TD	RU	PA	RT	PAT	FG	2PT	S	PTS
B. Maher	0	0	0	0	18/18	7/11	0	0	39
A. Cooper	5	0	5	0	0/0	0/0	0	0	30
E. Elliott	5	5	0	0	0/0	0/0	0	0	30
D. Prescott	2	2	0	0	0/0	0/0	0	0	12
J. Witten	2	0	2	0	0/0	0/0	0	0	12
R. Cobb	1	0	1	0	0/0	0/0	0	0	6
M. Gallup	1	0	1	0	0/0	0/0	0	0	6
B. Jarwin	1	0	1	0	0/0	0/0	0	0	6
T. Pollard	1	1	0	0	0/0	0/0	0	0	6
D. Smith	1	0	1	0	0/0	0/0	0	0	6
TEAM	19	8	11	0	18/18	7/11	0	0	153
OPPONENTS	12	7	5	0	12/12	10/11	0	0	114

2-Pt Conv: TM 0-1 OPP 0-0

SACKS: R. Quinn 5.0, D. Lawrence 2.5, M. Collins 2.0, J. Smith 2.0, D. Armstrong 1.0, T. Crawford 1.0, L. Vander Esch 0.5, **TM** 14.0, **OPP** 7.0

FUM/LOST: E. Elliott 1/1, J. Witten 1/1, T. Austin 1/0, **TM** 3/2, **OPP** 6/3

PASSING	ATT	CMP	YDS	CMP%	YDS/ATT	TD	TD%	INT	INT%	LONG	SACK/LOST	RATING
D. Prescott	211	147	1,883	69.7	8.9	11	5.2	6	2.8	62	7/54	102.9
TEAM	211	147	1,883	69.7	8.9	11	5.2	6	2.8	62	7/54	102.9
OPPONENTS	222	147	1,542	66.2	6.9	5	2.3	2	0.9	92t	14/114	90.0

RUSHING	NO.	YDS	AVG	LONG	TD
E. Elliott	113	491	4.3	27	5
T. Pollard	37	181	4.9	28	1
D. Prescott	19	133	7.0	42	2
T. Austin	2	17	8.5	14	0
R. Cobb	2	11	5.5	7	0
TEAM	173	833	4.8	42	8
OPPONENTS	134	563	4.2	59	7

RECEIVING	NO.	YDS	AVG	LONG	TD
A. Cooper	33	515	15.6	53t	5
M. Gallup	24	387	16.1	62	1
J. Witten	22	230	10.5	33	2
R. Cobb	17	210	12.4	32	1
E. Elliott	18	139	7.7	27	0
B. Jarwin	10	119	11.9	35	1
D. Smith	5	113	22.6	51t	1
T. Austin	8	90	11.3	23	0
C. Wilson	5	46	9.2	14	0
T. Pollard	4	28	7.0	12	0
D. Schultz	1	6	6.0	6	0
TEAM	147	1,883	12.8	62	11
OPPONENTS	147	1,542	10.5	92t	5

INTERCEPTIONS	NO.	YDS	AVG	LONG	TD
J. Lewis	1	20	20.0	20	0
C. Awuzie	1	0	0.0	0	0
TEAM	2	20	10.0	20	0
OPPONENTS	6	104	17.3	37	0

FUMBLES	FUM	LST	FF	REC	TD
E. Elliott	1	1	0	0	0
J. Witten	1	1	0	0	0
T. Austin	1	0	0	1	0
TEAM	3	2	0	1	0
OPPONENTS	6	3	0	0	0

PUNTING	NO.	YDS	AVG	NET	TB	IN	LG	B
C. Jones	19	817	43.0	38.7	1	8	58	0
TEAM	19	817	43.0	38.7	1	8	58	0
OPPONENTS	27	1,235	45.7	43.6	0	13	62	0

PUNT RETURNS	RET	FC	YDS	AVG	LONG	TD
T. Austin	6	4	26	4.3	10	0
R. Cobb	2	4	18	9.0	14	0
C. Wilson	2	2	13	6.5	13	0
TEAM	10	10	57	5.7	14	0
OPPONENTS	8	7	62	7.8	23	0

KICKOFF RETURNS	NO.	YDS	AVG	LONG	TD
T. Pollard	3	73	24.3	28	0
R. Cobb	2	11	5.5	11	0
TEAM	5	84	16.8	28	0
OPPONENTS	9	217	24.1	29	0

FIELD GOALS	1-19	20-29	30-39	40-49	50+
B. Maher	0/0	3/3	2/3	0/1	2/4
TEAM	0/0	3/3	2/3	0/1	2/4
OPPONENTS	1/1	4/4	3/3	2/3	0/0

B. Maher: (-) (25) (28, 55RU) (28) (54WR, 36, 33WR) (50, 62, 32, 40WR)

OPP: (28) (-) (47WR, 22, 33) (40, 42, 19, 26) (20, 38) (38)

2019 DALLAS COWBOYS DEFENSIVE STATS

RNK	PLAYER	SOLO	ASST	TOTAL	SACKS/YDS	TFL/YDS	QBPR	FR	FF	INT/YDS	PD
1.	Vander Esch, Leighton	39	21	60	0.5/-2		3		1		2
2.	Smith, Jaylon	37	21	58	2.0/-27	2/-2	2		1		1
3.	Woods, Xavier	30	10	40					1		
4.	Heath, Jeff	21	12	33		1/-1					5
5.	Awuzie, Chidobe	24	4	28		1/-10	1	1		1	5
6.	Jones, Byron	15	6	21							3
7.	Brown, Anthony	13	7	20		1/-2					4
8.	Lee, Sean	10	10	20		1/-1	1				
9.	Thomas, Joe	12	1	13							
10.	Lawrence, DeMarcus	6	5	11	2.5/-6	1/-2	13	2	1		
11.	Lewis, Jourdan	7	2	9						1/20	2
12.	Armstrong, Dorance	5	4	9	1.0/-12		5				
13.	Covington, Christian	4	5	9		2/-5	7				1
	Hyder, Kerry	4	5	9			8				
15.	Quinn, Robert	4	4	8	5.0/-37		16				2
16.	Frazier, Kavon	3	1	4							
17.	Woods, Antwaun	2	2	4							
18.	Jackson, Joe	1	3	4			1				1
19.	Collins, Maliek	2	1	3	2.0/-17	1/-4	15				
	Thompson, Darian	2	1	3							1
21.	Crawford, Tyrone	1	1	2	1.0/-13	2/-15	1				
	March, Justin	1	1	2							
23.	Hill, Trysten	0	1	1			1				

Tkl=Tackle, Ast=Assist, Total=Combined, TFL=Tackle for a Loss, QBPR=Pressures, Int=Interception, PD=Pass Defense, FF=Forced Fumble, FR=Fumble Recovery

2019 COWBOYS SPECIAL TEAMS							
RNK	PLAYER	S	A	TOT	FF	FR	BL
1.	Goodwin, C.J.	3	1	4	0	0	0
	March, Justin	3	1	4	0	0	0
3.	Thomas, Joe	2	1	3	0	0	0
4.	Olawale, Jamize	1	2	3	0	0	0
5.	Lewis, Jourdan	2	0	2	0	0	0
6.	Thompson, Darian	0	2	2	0	0	0
7.	Frazier, Kavon	1	0	1	0	0	0
	Heath, Jeff	1	0	1	0	0	0
	Woods, Xavier	1	0	1	0	0	0
10.	Armstrong, Dorance	0	1	1	0	0	0

DEFENSIVE STATS BY RANK							
PRESSURES		SACKS		TACKLES FOR LOSS		INTERCEPTIONS	
PLAYER	NO	PLAYER	NO	PLAYER	NO	PLAYER	NO
1. R. Quinn	16	1. R. Quinn	5.0	1. C. Covington	2	1. C. Awuzie	1
2. M. Collins	15	2. D. Lawrence	2.5	T. Crawford	2	J. Lewis	1
3. D. Lawrence	13	3. M. Collins	2.0	J. Smith	2		
4. K. Hyder	8	J. Smith	2.0	4. C. Awuzie	1		
5. C. Covington	7	5. D. Armstrong	1.0	A. Brown	1		

FORCED FUMBLES		FUMBLE RECOVERIES		PASSES DEFENSED	
PLAYER	NO	PLAYER	NO	PLAYER	NO
1. D. Lawrence	1	1. D. Lawrence	2	1. C. Awuzie	5
J. Smith	1	2. C. Awuzie	1	J. Heath	5
L. Vander Esch	1			3. A. Brown	4
X. Woods	1			4. B. Jones	3
				5. J. Lewis	2

2019 TEAM STATS

	FIRST Downs			TOTAL OFF.		RUSHING		PASSING			INT BY DAL.			PUNTS		PUNT RETURNS			KO RETURNS		PEN.		FUM.			SCORING						T.O.P.							
	T	R	Pa	YDS	PLYS	YDS	ATT	YDS	SKYD	ATT	COM	I	NO	YDS	TD	NO	YDS	FC	TD	NO	YDS	TD	NO	YDS	NO/LT	TD	TDr	TDp	Tdt	PAT	2PT		FG						
98 9/15 9/22 9/29	23	4	18	1	494	62	89	30	405	0 / 0	32	25	0	0	0	0	0	3	0	1	0	0	6	-	47	0/0	5	1	4	0	5/5	0/0	0/0						
	25	11	12	2	474	65	213	34	269	1 / 8	30	26	1	0	0	0	2	50.5	2	4	1	11	0	8	-	67	0/0	4	1	3	0	4/4	0/0	1/1					
	28	15	12	1	476	67	235	34	246	1 / 5	32	19	1	0	0	0	3	44.3	1	13	2	0	0	8	-	100	0/0	4	2	2	0	4/4	0/0	1/2					
	15	4	8	3	257	54	45	20	212	1 / 11	33	22	1	1	0	0	4	45.3	2	14	1	0	0	6	-	64	2/2	1	1	0	0	1/1	0/0	1/1					
106 10/13 10/20	32	9	19	4	563	68	122	21	441	3 / 22	44	27	3	0	0	0	3	33.3	3	18	2	0	3	73	0	11	-	124	1/0	3	1	2	0	3/3	0/0	1/3			
	26	7	15	4	398	75	129	34	269	1 / 8	40	28	0	1	20	0	3	45.7	2	8	0	0	0	0	9	-	68	0/0	2	2	0	0	1/1	0/1	3/4				
	PHILADELPHIA																																						
	@ N.Y. Giants																																						
11/4 11/10 11/17 11/24	MINNESOTA																																						
	@ Detroit																																						
	@ New England																																						
	BUFFALO																																						
12/5 12/15 12/22	@ Chicago																																						
	LA RAMS																																						
	@ Philadelphia																																						
	WASHINGTON																																						
2019 Totals			149	50	84	15	2,662	391	833	173	1,842	7 / 54	211	147	6	2	20	0	19	43.0	10	57	9	0	5	84	0	48	-	470	3/2	19	8	11	0	18/18	0/1	7/11	29/19

3rd DOWN EFFICIENCY	9/8 N.Y. GIANTS	6/10 60.0%	10/6 GREEN BAY	2/8 25.0%	11/10 MINNESOTA	12/5 @ Chicago	SEASON TOTAL 34 / 67 50.7%
	9/15 @ Washington	7/11 63.7%	10/13 @ N.Y. Jets	10/17 58.8	11/17 @ Detroit	12/15 LA RAMS	
	9/22 MIAMI	5/10 50.0%	10/20 PHILADELPHIA		11/24 @ New England	12/22 @ Philadelphia	
	9/29 @ New Orleans	4/11 36.4%	11/4 @ N.Y. Giants		11/28 BUFFALO	12/29 WASHINGTON	

	T	R	P	a	Pe	TOTAL OFF.	RUSHING	SKYD	PASSING	INT BY OPP	PUNTS	KO RETURNS	PEN.	FUM.	TD	TDr	TDb	TDt	PAT	2PT	FG	T.O.P.												
N.Y. GIANTS	25	8	16	1	470	66	151	17	319	1 / 4	48	33	0	0	0	0	0	0	0	0	0	1/1	2742											
@ Washington	19	4	12	3	255	55	47	17	221	1 / 13	37	26	0	1	23	0	1	0	0	3/3	0/0	2636												
MIAMI	17	2	12	3	283	68	72	24	229	3 / 18	41	20	1	0	21	0	1	20	0	0	0/0	2904												
@ New Orleans	18	10	6	2	266	62	117	27	149	5 / 44	30	23	1	1	0	0	0	0	0	0/0	4/4	3604												
GREEN BAY	24	11	9	4	335	65	120	29	215	2 / 23	34	22	0	3	59	0	1	0	1	23	0/0	3643												
@ N.Y. Jets	20	4	13	3	382	54	56	20	326	2 / 12	32	23	1	0	0	0	0	0	0	0	1/1	2757												
PHILADELPHIA																																		
@ N.Y. Giants	11/4																																	
MINNESOTA	11/10																																	
@ Detroit	11/17																																	
@ New England	11/24																																	
BUFFALO	11/28																																	
@ Chicago	12/5																																	
LA RAMS	12/15																																	
@ Philadelphia	12/22																																	
WASHINGTON	12/29																																	
2019 Totals	123	39	68	16	1991	370	563	134	1,459	14 / 114	222	147	2	6	104	0	27-45.7	8	62	7	0	9	217	0	45 -	412	6/3	12	9	0	12/12	0/0	10/11	3041

3rd DOWN EFFICIENCY	9/8 N.Y. GIANTS 9/15 @ Washington 9/22 MIAMI	2/11 18.2% 2/9 22.2% 3/15 20.0%	10/6 GREEN BAY 10/13 @ N.Y. Jets 10/20 PHILADELPHIA	3/12 25.0% 2/10 20.0%	11/10 MINNESOTA 11/17 @ Detroit 11/24 @ New England	12/5 @ Chicago 12/15 LA RAMS 12/22 @ Philadelphia	SEASON TOTAL 18 / 71 25.4%
	9/29 @ New Orleans	6/14 42.9%	11/4 @ N.Y. Giants		11/28 BUFFALO	12/29 WASHINGTON	

2019 GAME-BY-GAME SCORING

DATE	OPPONENT	W/L/T	COWBOYS						OPPONENTS						POINT	OVERALL
			1ST	2ND	3RD	4TH	OT	TOTAL	1ST	2ND	3RD	4TH	OT	TOTAL	DIFF	RECORD
9/8	N.Y. Giants	W	7	14	14	0	-	35	7	0	3	7	-	17	18	1-0
9/15	at Washington	W	0	14	7	10	-	31	0	7	7	7	-	21	10	2-0
9/22	Miami	W	10	0	14	7	-	31	3	3	0	0	-	6	25	3-0
9/29	at New Orleans	L	3	0	7	0	-	10	0	9	0	3	-	12	-2	3-1
10/6	Green Bay	L	0	0	10	14	-	24	14	3	14	3	-	34	-10	3-2
10/13	at N.Y. Jets	L	0	6	3	13	-	22	7	14	0	3	-	24	-2	3-3
10/20	Philadelphia															
11/4	at N.Y. Giants															
11/10	Minnesota															
11/17	at Detroit															
11/24	at New England															
11/28	Buffalo															
12/5	at Chicago															
12/15	L.A. Rams															
12/22	at Philadelphia															
12/29	Washington															
2018 TOTALS:		3-3	20	34	55	44	--	153	31	36	24	23	--	114	39	3-3
AVG/GAME:			3.3	5.7	9.2	7.3	--	25.5	5.2	6.0	4.0	3.8	--	19.0	6.5	

2019 INDIVIDUAL RUSHING

DATE	OPP.	EZEKIEL ELLIOTT					TONY POLLARD					DAK PRESCOTT				
		NO.	YDS	AVG	LG	TD	NO.	YDS	AVG	LG	TD	NO.	YDS	AVG	LG	TD
9/8	N.Y. Giants	13	53	4.1	10t	1	13	24	1.8	6	0	4	12	3.0	8	0
9/15	at Washington	23	111	4.8	27	1	4	22	5.5	10	0	5	69	13.8	42	0
9/22	Miami	19	125	6.6	18	0	13	103	7.9	28	1	2	7	3.5	8t	1
9/29	at New Orleans	18	35	1.9	6	1						1	7	7.0	7	0
10/6	Green Bay	12	62	5.2	14	1	4	19	4.8	7	0	4	27	6.8	14	0
10/13	at N.Y. Jets	28	105	3.8	13	1	3	13	4.3	10	0	3	11	3.7	8	1
10/20	Philadelphia															
11/4	at N.Y. Giants															
11/10	Minnesota															
11/17	at Detroit															
11/24	at New England															
11/28	Buffalo															
12/5	at Chicago															
12/15	L.A. Rams															
12/22	at Philadelphia															
12/29	Washington															
2019 TOTALS		113	491	4.3	27	5	37	181	4.9	28	1	19	133	7.0	42	2
CAREER TOTALS		981	4,539	4.6	60t	33	37	181	4.9	28	1	208	1,077	5.2	42	20

DATE	OPP.	TAVON AUSTIN					RANDALL COBB				
		NO.	YDS	AVG	LG	TD	NO.	YDS	AVG	LG	TD
9/8	N.Y. Giants										
9/15	at Washington	INACTIVE/INJURED - CONCUSSION					2	11	5.5	7	0
9/22	Miami	INACTIVE/INJURED - CONCUSSION									
9/29	at New Orleans	1	3	3.0	3	0					
10/6	Green Bay	1	14	14.0	14	0					
10/13	at N.Y. Jets						INACTIVE/INJURED - BACK				
10/20	Philadelphia										
11/4	at N.Y. Giants										
11/10	Minnesota										
11/17	at Detroit										
11/24	at New England										
11/28	Buffalo										
12/5	at Chicago										
12/15	L.A. Rams										
12/22	at Philadelphia										
12/29	Washington										
2019 TOTALS		2	17	8.5	14	0	2	11	5.5	7	0
CAREER TOTALS		192	1,310	6.8	65t	9	61	363	6.0	67	0

2019 INDIVIDUAL RECEIVING

		AMARI COOPER					MICHAEL GALLUP					JASON WITTEN					RANDALL COBB				
DATE	OPP.	NO.	YDS	AVG	LG	TD	NO.	YDS	AVG	LG	TD	NO.	YDS	AVG	LG	TD	NO.	YDS	AVG	LG	TD
9/8	N.Y. Giants	6	106	17.7	45	1	7	158	22.6	62	0	3	15	5.0	6	1	4	69	17.3	25t	1
9/15	at Washington	4	44	11.0	18	1	6	68	11.3	16	0	4	25	6.3	18	1	5	24	4.8	9	0
9/22	Miami	6	88	14.7	37	2	INACTIVE/INJURED - KNEE					3	54	18.0	33	0	2	23	11.5	20	0
9/29	at New Orleans	5	48	9.6	14	0	INACTIVE/INJURED - KNEE					4	50	12.5	16	0	3	41	13.7	32	0
10/6	Green Bay	11	226	20.5	53t	1	7	113	16.1	40t	1	3	29	9.7	13	0	3	53	17.7	25	0
10/13	at N.Y. Jets	1	3	3.0	3	0	4	48	12.0	17	0	5	57	11.4	20	0	INACTIVE/INJURED - BACK				
10/20	Philadelphia																				
11/4	at N.Y. Giants																				
11/10	Minnesota																				
11/17	at Detroit																				
11/24	at New England																				
11/28	Buffalo																				
12/5	at Chicago																				
12/15	L.A. Rams																				
12/22	at Philadelphia																				
12/29	Washington																				
2019 TOTALS		33	515	15.6	53t	5	24	387	16.1	62	1	22	230	10.5	33	2	17	210	12.4	32	1
CAREER TOTALS		311	4,423	14.2	90t	30	57	894	15.7	62	3	1174	12,678	10.8	69	70	487	5,734	11.8	75t	42

		EZEKIEL ELLIOTT					BLAKE JARWIN					DEVIN SMITH					TAVON AUSTIN				
DATE	OPP.	NO.	YDS	AVG	LG	TD	NO.	YDS	AVG	LG	TD	NO.	YDS	AVG	LG	TD	NO.	YDS	AVG	LG	TD
9/8	N.Y. Giants	1	10	10.0	10	0	3	39	13.0	28t	1						1	8	8.0	8	0
9/15	at Washington	2	9	4.5	9	0	1	22	22.0	22	0	3	74	24.7	51t	1	INACTIVE/INJURED - CONCUSSION				
9/22	Miami	2	14	7.0	12	0	1	3	3.0	3	0	2	39	19.5	33	0	INACTIVE/INJURED - CONCUSSION				
9/29	at New Orleans	6	30	5.0	9	0	3	49	16.3	35	0						1	5	5.0	5	0
10/6	Green Bay	2	29	14.5	27	0						INACTIVE					1	13	13.0	13	0
10/13	at N.Y. Jets	5	47	9.4	16	0	2	6	3.0	5	0	INACTIVE					5	64	12.8	23	0
10/20	Philadelphia																				
11/4	at N.Y. Giants																				
11/10	Minnesota																				
11/17	at Detroit																				
11/24	at New England																				
11/28	Buffalo																				
12/5	at Chicago																				
12/15	L.A. Rams																				
12/22	at Philadelphia																				
12/29	Washington																				
2019 TOTALS		18	139	7.7	27	0	10	119	11.9	35	1	5	113	22.6	51t	1	8	90	11.3	23	0
CAREER TOTALS		153	1,338	8.7	83t	6	37	426	11.5	39t	4	15	248	16.5	51t	2	210	1,919	9.1	81t	14

		CEDRICK WILSON					TONY POLLARD					DALTON SCHULTZ				
DATE	OPP.	NO.	YDS	AVG	LG	TD	NO.	YDS	AVG	LG	TD	NO.	YDS	AVG	LG	TD
9/8	N.Y. Giants	PRACTICE SQUAD														
9/15	at Washington						1	3	3.0	3	0					
9/22	Miami						3	25	8.3	12	0					
9/29	at New Orleans															
10/6	Green Bay	INACTIVE														
10/13	at N.Y. Jets	5	46	9.2	14	0						1	6	6.0	6	0
10/20	Philadelphia															
11/4	at N.Y. Giants															
11/10	Minnesota															
11/17	at Detroit															
11/24	at New England															
11/28	Buffalo															
12/5	at Chicago															
12/15	L.A. Rams															
12/22	at Philadelphia															
12/29	Washington															
2019 TOTALS		5	46	9.2	14	0	4	28	7.0	12	0	1	6	6.0	6	0
CAREER TOTALS		5	46	9.2	14	0	4	28	7.0	12	0	13	122	9.4	17	0

2019 INDIVIDUAL PASSING

DAK PRESCOTT														COOPER RUSH											
DATE	OPP.	ATT	CMP	YDS	CMP%	Y/A	TD	TD%	INT	INT%	LG	SK/YD	RATE	ATT	CMP	YDS	CMP%	Y/A	TD	TD%	INT	INT%	LG	SK/YDRATE	
9/8	N.Y. Giants	32	25	405	78.1	12.7	4	12.5	0	0.0	62	0/0	158.3	DID NOT PLAY											
9/15	at Washington	30	26	269	86.7	9.0	3	10.0	1	3.3	51t	1/8	123.5												
9/22	Miami	32	19	246	59.4	7.7	2	6.3	1	3.1	37	1/5	91.4												
9/29	at New Orleans	33	22	223	66.7	6.8	0	0.0	1	3.0	35	1/11	73.2												
10/6	Green Bay	44	27	463	61.4	10.5	2	4.5	3	6.8	53t	3/22	83.8	DID NOT PLAY											
10/13	at N.Y. Jets	40	28	277	70.0	6.9	0	0.0	0	0.0	23	1/8	89.3												
10/20	Philadelphia																								
11/4	at N.Y. Giants																								
11/10	Minnesota																								
11/17	at Detroit																								
11/24	at New England																								
11/28	Buffalo																								
12/5	at Chicago																								
12/15	L.A. Rams																								
12/22	at Philadelphia																								
12/29	Washington																								
2019 TOTALS		211	147	1,883	69.7	8.9	11	5.2	6	2.8	62	7/54	102.9	0	0	0	0.0	0.0	0	0	0	0	--	0/0	0.0
CAREER TOTALS		1,686	1,122	12,759	66.5	7.6	78	4.6	31	1.8	90t	120/729	96.8	3	1	2	33.3	0.7	0	0.0	0	0.0	2	0/0	42.4

2019 INDIVIDUAL PUNTING

CHRIS JONES										
DATE	OPP.	NO.	YDS	AVG	TB	IN 20	LG	BLK	RET YDS	NET
9/8	N.Y. Giants	4	165	41.3	0	2	50	0	7	39.5
9/15	at Washington	2	101	50.5	0	0	52	0	9	46.0
9/22	Miami	3	133	44.3	0	1	48	0	1	44.0
9/29	at New Orleans	4	181	45.3	1	1	58	0	23	34.5
10/6	Green Bay	3	100	33.3	0	2	34	0	0	33.3
10/13	at N.Y. Jets	3	137	45.7	0	2	55	0	22	38.3
10/20	Philadelphia									
11/4	at N.Y. Giants									
11/10	Minnesota									
11/17	at Detroit									
11/24	at New England									
11/28	Buffalo									
12/5	at Chicago									
12/15	L.A. Rams									
12/22	at Philadelphia									
12/29	Washington									
2019 TOTALS		19	817	43.0	1	8	58	0	62	38.7
CAREER TOTALS		428	19,194	44.8	22	172	66	3	1,347	40.4

2019 INDIVIDUAL FIELD GOALS

BRETT MAHER												
DATE	OPP.	0-19	20-29	30-39	40-49	50+	TOTAL	YARDS	FGM	FGA	PCT	LG
9/8	N.Y. Giants											
9/15	at Washington	0/0	1/1	0/0	0/0	0/0	1/1	(25)	1	1	100.0%	25
9/22	Miami	0/0	1/1	0/0	0/0	0/1	1/2	(28,55M)	1	2	50.0%	28
9/29	at New Orleans	0/0	1/1	0/0	0/0	0/0	1/1	(28)	1	1	100.0%	28
10/6	Green Bay	0/0	0/0	1/2	0/0	0/1	1/3	(36,54M,33M)	1	3	33.3%	36
10/13	at N.Y. Jets	0/0	0/0	1/1	0/1	2/2	3/4	(50,62,32,40M)	3	4	75.0%	62
10/20	Philadelphia											
11/4	at N.Y. Giants											
11/10	Minnesota											
11/17	at Detroit											
11/24	at New England											
11/28	Buffalo											
12/5	at Chicago											
12/15	L.A. Rams											
12/22	at Philadelphia											
12/29	Washington											
2019 TOTALS		0/0	3/3	2/3	0/1	2/4	7/11		7	11	63.6%	62
CAREER TOTALS		0/0	13/13	8/11	7/12	8/11	36/47		36	47	76.6%	62

2019 INDIVIDUAL PUNT RETURNS

DATE	OPP.	TAVON AUSTIN						RANDALL COBB						CEDRICK WILSON					
		NO.	YDS	AVG	LG	FC	TD	NO.	YDS	AVG	LG	FC	TD	NO.	YDS	AVG	LG	FC	TD
9/8	N.Y. Giants	0	0	0	-	2	0	0	0	0	-	1	0	PRACTICE SQUAD					
9/15	at Washington	INACTIVE/INJURED - CONCUSSION						1	4	4.0	4	1	0	1	0	0.0	-	0	0
9/22	Miami	INACTIVE/INJURED - CONCUSSION						0	0	0	-	1	0	1	13	13.0	13	2	0
9/29	at New Orleans	1	0	0.0	-	0	0	1	14	14.0	14	1	0	INACTIVE					
10/6	Green Bay	3	18	6.0	10	2	0	INACTIVE/INJURED - BACK											
10/13	at N.Y. Jets	2	8	4.0	7	0	0												
10/20	Philadelphia																		
11/4	at N.Y. Giants																		
11/10	Minnesota																		
11/17	at Detroit																		
11/24	at New England																		
11/28	Buffalo																		
12/5	at Chicago																		
12/15	L.A. Rams																		
12/22	at Philadelphia																		
12/29	Washington																		
2019 TOTALS		6	26	4.3	10	4	0	2	18	9.0	14	4	0	2	13	6.5	13	2	0
CAREER TOTALS		174	1,440	8.3	98t	77	3	91	850	9.3	80t	71	2	2	13	6.5	13	2	0

2019 INDIVIDUAL KICKOFF RETURNS

DATE	OPP.	RANDALL COBB						TONY POLLARD					
		NO.	YDS	AVG	LG	FC	TD	NO.	YDS	AVG	LG	FC	TD
9/8	N.Y. Giants	1	0	0.0	-	0	0						
9/15	at Washington	1	11	11.0	11	0	0						
9/22	Miami												
9/29	at New Orleans												
10/6	Green Bay							3	73	24.3	28	0	0
10/13	at N.Y. Jets												
10/20	Philadelphia												
11/4	at N.Y. Giants												
11/10	Minnesota												
11/17	at Detroit												
11/24	at New England												
11/28	Buffalo												
12/5	at Chicago												
12/15	L.A. Rams												
12/22	at Philadelphia												
12/29	Washington												
2019 TOTALS		2	11	5.5	11	0	0	3	73	24.3	28	0	0
CAREER TOTALS		76	1,926	25.3	108t	0	1	3	73	24.3	28	0	0

2019 INDIVIDUAL INTERCEPTION RETURNS

DATE	OPP.	CHIDOBE AWUZIE					JOURDAN LEWIS				
		NO.	YDS	AVG	LG	TD	NO.	YDS	AVG	LG	TD
9/8	N.Y. Giants	1	0	0.0	-	0					
9/15	at Washington										
9/22	Miami										
9/29	at New Orleans										
10/6	Green Bay						1	20	20.0	20	0
10/13	at N.Y. Jets										
10/20	Philadelphia										
11/4	at N.Y. Giants										
11/10	Minnesota										
11/17	at Detroit										
11/24	at New England										
11/28	Buffalo										
12/5	at Chicago										
12/15	L.A. Rams										
12/22	at Philadelphia										
12/29	Washington										
2019 TOTALS		1	0	0.0	0	0	1	20	20.0	20	0
CAREER TOTALS		3	0	0.0	0	0	3	52	17.3	25	0

2019 INDIVIDUAL FUMBLE RETURNS

DATE	OPP.	CHIDOBE AWUZIE					DEMARCUS LAWRENCE				
		NO.	YDS	AVG	LG	TD	NO.	YDS	AVG	LG	TD
9/8	N.Y. Giants	1	0	0.0	-	0	1	0	0.0	-	0
9/15	at Washington						1	0	0.0	-	0
9/22	Miami										
9/29	at New Orleans										
10/6	Green Bay										
10/13	at N.Y. Jets										
10/20	Philadelphia										
11/4	at N.Y. Giants										
11/10	Minnesota										
11/17	at Detroit										
11/24	at New England										
11/28	Buffalo										
12/5	at Chicago										
12/15	L.A. Rams										
12/22	at Philadelphia										
12/29	Washington										
2019 TOTALS		1	0	0.0	0	0	2	0	0.0	0	0
CAREER TOTALS		1	0	0.0	0	0	5	5	1.0	5	0

2019 INDIVIDUAL DEFENSE

		DORANCE ARMSTRONG										CHIDOBE AWUZIE										ANTHONY BROWN									
DATE	OPP.	S	A	TK	SK/YD	TFL/YD	INT	FR	FF	PR	PD	S	A	TK	SK/YD	TFL/YD	INT	FR	FF	PR	PD	S	A	TK	SK/YD	TFL/YD	INT	FR	FF	PR	PD
9/8	N.Y. Giants	0	1	1						2		3	2	5				1				1	2	2	4						
9/15	at Washington	2	0	2								0	1	1								2	0	2							1
9/22	Miami	0	1	1						3		7	0	7							1	4	2	6							2
9/29	at New Orleans	1	2	3								5	1	6			1				2	3	2	5		1/2					
10/6	Green Bay	2	0	2	1.0/12							6	0	6		1/10				1		1	1	2							1
10/13	at N.Y. Jets											3	0	3							1	1	0	1							
10/20	Philadelphia																														
11/4	at N.Y. Giants																														
11/10	Minnesota																														
11/17	at Detroit																														
11/24	at New England																														
11/28	Buffalo																														
12/5	at Chicago																														
12/15	L.A. Rams																														
12/22	at Philadelphia																														
12/29	Washington																														
2019 TOTALS		5	4	9	1.0/12					5		24	4	28		1/10	1	1		1	5	13	7	20		1/2					4
CAREER TOTALS		11	13	24	1.5/13	1/2				11		111	29	140		1/10	3	1	2	1	25	126	44	170	3.0/29	5/14	4		2	3	32

		MALIEK COLLINS										CHRISTIAN COVINGTON										TYRONE CRAWFORD										
DATE	OPP.	S	A	TK	SK/YD	TFL/YD	INT	FR	FF	PR	PD	S	A	TK	SK/YD	TFL/YD	INT	FR	FF	PR	PD	S	A	TK	SK/YD	TFL/YD	INT	FR	FF	PR	PD	
9/8	N.Y. Giants	0	1	1						3		1	1	2																		1
9/15	at Washington	1	0	1		1/4				2		0	1	1						1		1	0	1	1.0/13	1/13						
9/22	Miami					1.0/8				3		2	0	2						1	1											
9/29	at New Orleans					1.0/9				2		0	1	1						2												
10/6	Green Bay	1	0	1						3		1	1	2		2/5				3		0	1	1		1/2						
10/13	at N.Y. Jets									2		0	1	1																		
10/20	Philadelphia																															
11/4	at N.Y. Giants																															
11/10	Minnesota																															
11/17	at Detroit																															
11/24	at New England																															
11/28	Buffalo																															
12/5	at Chicago																															
12/15	L.A. Rams																															
12/22	at Philadelphia																															
12/29	Washington																															
2019 TOTALS		2	1	3	2.0/-17	1/-4				15		4	5	9		2/-5				7	1	1	1	2	1.0/13	2/-15					1	
CAREER TOTALS		42	20	62	12.0/-89	15/-74		4	1	71	1	43	31	74	7.5/-59	13/-62			1	23	2	113	98	211	23.0/-149	26/-122		3	3	106	9	

		KAVON FRAZIER										JEFF HEATH										TRYSTEN HILL										
DATE	OPP.	S	A	TK	SK/YD	TFL/YD	INT	FR	FF	PR	PD	S	A	TK	SK/YD	TFL/YD	INT	FR	FF	PR	PD	S	A	TK	SK/YD	TFL/YD	INT	FR	FF	PR	PD	
9/8	N.Y. Giants	1	0	1								6	3	9								2										
9/15	at Washington	0	1	1								3	1	4								1										
9/22	Miami	2	0	2								1	2	3								1										
9/29	at New Orleans											4	2	6			1/1					1	0	1	1						1	
10/6	Green Bay						RESERVE/INJURED					4	0	4																		
10/13	at N.Y. Jets						RESERVE/INJURED					3	4	7																		
10/20	Philadelphia																															
11/4	at N.Y. Giants																															
11/10	Minnesota																															
11/17	at Detroit																															
11/24	at New England																															
11/28	Buffalo																															
12/5	at Chicago																															
12/15	L.A. Rams																															
12/22	at Philadelphia																															
12/29	Washington																															
2019 TOTALS		3	1	4								21	12	33			1/-1					5	0	1	1						1	
CAREER TOTALS		43	12	55	1.0/-11	3/-10				1	2	225	83	308			10/-27	8	1	3	3	26	0	1	1						1	

		KERRY HYDER										JOE JACKSON										BYRON JONES									
DATE	OPP.	S	A	TK	SK/YD	TFL/YD	INT	FR	FF	PR	PD	S	A	TK	SK/YD	TFL/YD	INT	FR	FF	PR	PD	S	A	TK	SK/YD	TFL/YD	INT	FR	FF	PR	PD
9/8	N.Y. Giants	1	1	2						3		0	1	1						1			2	0	2						
9/15	at Washington	1	0	1						1		0	1	1								8	0	8							1
9/22	Miami	0	2	2						2		0	1	1																	1
9/29	at New Orleans	1	2	3						2		1	0	1								2	3	5							
10/6	Green Bay																					2	2	4							
10/13	at N.Y. Jets	1	0	1																		1	1	2							1
10/20	Philadelphia																														
11/4	at N.Y. Giants																														
11/10	Minnesota																														
11/17	at Detroit																														
11/24	at New England																														
11/28	Buffalo																														
12/5	at Chicago																														
12/15	L.A. Rams																														
12/22	at Philadelphia																														
12/29	Washington																														
2019 TOTALS		4	5	9						8		1	3	4						1	1	15	6	21							3
CAREER TOTALS		32	19	51	9.0/57	12/-68		1		29	1	1	3	4						1	1	245	77	322		11/-27	2		2	3	43

2019 INDIVIDUAL DEFENSE

DATE	OPP.	DEMARCUS LAWRENCE										SEAN LEE										JOURDAN LEWIS									
		S	A	TK	SK/YD	TFL/YD	INT	FR	FF	PR	PD	S	A	TK	SK/YD	TFL/YD	INT	FR	FF	PR	PD	S	A	TK	SK/YD	TFL/YD	INT	FR	FF	PR	PD
9/8	N.Y. Giants	2	0	2	0.5/2			1	1	3		0	1	1								2	2	4							1
9/15	at Washington									3		1	1	2								1	0	1							
9/22	Miami	0	2	2	1.0/3	1/2		1		4		0	1	1						1		1	0	1							
9/29	at New Orleans	1	2	3	1.0/1							4	5	9																	
10/6	Green Bay	1	0	1						3		1	0	1																	
10/13	at N.Y. Jets	2	1	3								4	2	6		1/1						3	0	3			1				1
10/20	Philadelphia																														
11/4	at N.Y. Giants																														
11/10	Minnesota																														
11/17	at Detroit																														
11/24	at New England																														
11/28	Buffalo																														
12/5	at Chicago																														
12/15	L.A. Rams																														
12/22	at Philadelphia																														
12/29	Washington																														
2019 TOTALS		6	5	11	2.5/4	1/2		2	1	13		10	10	20		1/1				1		7	2	9			1				2
CAREER TOTALS		105	78	183	37.0/-322	37/-138	1	5	9	124	3	540	263	803	3.0/21	57/-143	13	5	2	25	29	62	13	75		2/-5	3	2		2	13

		JUSTIN MARCH										ROBERT QUINN										JAYLON SMITH																													
DATE	OPP.	S	A	TK	SK/YD	TFL/YD	INT	FR	FF	PR	PD	S	A	TK	SK/YD	TFL/YD	INT	FR	FF	PR	PD	S	A	TK	SK/YD	TFL/YD	INT	FR	FF	PR	PD																				
9/8	N.Y. Giants											RESERVE/SUSPENDED										6	5	11																											
9/15	at Washington											RESERVE/SUSPENDED										8	3	11																											
9/22	Miami	1	1	2											2	0	2	1.0/-7											7	8	3	11											1	1							
9/29	at New Orleans											1	2	3	2.0/-18											4	1	7	4	11	1.0/16	1/-1																			
10/6	Green Bay											1	1	2											4	1	5	4	9	1.0/11	1/-1											1	1								
10/13	at N.Y. Jets											0	1	1	2.0/12											1	3	2	5																						
10/20	Philadelphia																																																		
11/4	at N.Y. Giants																																																		
11/10	Minnesota																																																		
11/17	at Detroit																																																		
11/24	at New England																																																		
11/28	Buffalo																																																		
12/5	at Chicago																																																		
12/15	L.A. Rams																																																		
12/22	at Philadelphia																																																		
12/29	Washington																																																		
2019 TOTALS		1	1	2											4	4	8	5.0/-37											16	2	37	21	58	2.0/27	2/-2											1	2	1			
CAREER TOTALS		16	9	25	1/-2										2	203	60	263	74.0/-523	77/-326	2										22	139	19	213	94	307	7.0/44	10/-28	2										5	21	7

		JOE THOMAS										DARIAN THOMPSON										LEIGHTON VANDER ESCH																			
DATE	OPP.	S	A	TK	SK/YD	TFL/YD	INT	FR	FF	PR	PD	S	A	TK	SK/YD	TFL/YD	INT	FR	FF	PR	PD	S	A	TK	SK/YD	TFL/YD	INT	FR	FF	PR	PD										
9/8	N.Y. Giants											INACTIVE/INJURED - ANKLE										7	2	9	0.5/2				1	1	1										
9/15	at Washington																					3	2	5						1											
9/22	Miami	6	0	6											2	1	3											6	2	8						1					
9/29	at New Orleans	3	0	3																					11	4	15						1								
10/6	Green Bay	2	0	2																					6	6	12														
10/13	at N.Y. Jets	1	1	2																					6	5	11														
10/20	Philadelphia																																								
11/4	at N.Y. Giants																																								
11/10	Minnesota																																								
11/17	at Detroit																																								
11/24	at New England																																								
11/28	Buffalo																																								
12/5	at Chicago																																								
12/15	L.A. Rams																																								
12/22	at Philadelphia																																								
12/29	Washington																																								
2019 TOTALS		12	1	13											2	1	3											1	39	21	60	0.5/-2				1	3	2			
CAREER TOTALS		93	25	118	1.5/-8	9/-20	1	1	1	7	7	69	16	85	2/-7		1			2	7	164	72	236	0.5/-2	3/-7	2		1	7	9										

		XAVIER WOODS										ANTWAUN WOODS												
DATE	OPP.	S	A	TK	SK/YD	TFL/YD	INT	FR	FF	PR	PD	S	A	TK	SK/YD	TFL/YD	INT	FR	FF	PR	PD			
9/8	N.Y. Giants	10	2	12					1			1	1	2										
9/15	at Washington	4	2	6								INACTIVE/INJURED - ANKLE												
9/22	Miami				INACTIVE/INJURED - ANKLE										INACTIVE/INJURED - KNEE									
9/29	at New Orleans	5	0	5								INACTIVE/INJURED - KNEE												
10/6	Green Bay	5	3	8								INACTIVE/INJURED - KNEE												
10/13	at N.Y. Jets	6	3	9								1	1	2										
10/20	Philadelphia																							
11/4	at N.Y. Giants																							
11/10	Minnesota																							
11/17	at Detroit																							
11/24	at New England																							
11/28	Buffalo																							
12/5	at Chicago																							
12/15	L.A. Rams																							
12/22	at Philadelphia																							
12/29	Washington																							
2019 TOTALS		30	10	40					1			2	2	4										
CAREER TOTALS		104	44	148		1/-2	3		2	4	16	15	26	41	1.5/-3	2/-8		1		12	1			

2019 INDIVIDUAL SPECIAL TEAMS

DATE	OPP.	DORANCE ARMSTRONG						KAVON FRAZIER						C.J. GOODWIN						JEFF HEATH						JOURDAN LEWIS					
		TKL	AST	TOT	FF	FR	BLK	TKL	AST	TOT	FF	FR	BLK	TKL	AST	TOT	FF	FR	BLK	TKL	AST	TOT	FF	FR	BLK	TKL	AST	TOT	FF	FR	BLK
9/8	N.Y. Giants	0	1	1				1	0	1				1	0	1				1	0	1									
9/15	at Washington													1	0	1															
9/22	Miami																														
9/29	at New Orleans																														
10/6	Green Bay							RESERVE/INJURED						0	1	1										1	0	1			
10/13	at N.Y. Jets							RESERVE/INJURED						1	0	1										1	0	1			
10/20	Philadelphia																														
11/4	at N.Y. Giants																														
11/10	Minnesota																														
11/17	at Detroit																														
11/24	at New England																														
11/28	Buffalo																														
12/5	at Chicago																														
12/15	L.A. Rams																														
12/22	at Philadelphia																														
12/29	Washington																														
2019 TOTALS		0	1	1				1	0	1				3	1	4				1	0	1				2	0	2			
CAREER TOTALS		0	1	1				18	4	22	1			15	4	19				36	13	49	2			3	0	3			

DATE	OPP.	JUSTIN MARCH						JAMIZE OLAWALE						JOE THOMAS						DARIAN THOMPSON						XAVIER WOODS					
		TKL	AST	TOT	FF	FR	BLK	TKL	AST	TOT	FF	FR	BLK	TKL	AST	TOT	FF	FR	BLK	TKL	AST	TOT	FF	FR	BLK	TKL	AST	TOT	FF	FR	BLK
9/8	N.Y. Giants													0	1	1				INACTIVE/INJURED - ANKLE											
9/15	at Washington							0	1	1										0	1	1									
9/22	Miami	0	1	1				1	0	1				1	0	1										INACTIVE/INJURED - ANKLE					
9/29	at New Orleans	1	0	1										1	0	1															
10/6	Green Bay																														
10/13	at N.Y. Jets	2	0	2				0	1	1										0	1	1				1	0	1			
10/20	Philadelphia																														
11/4	at N.Y. Giants																														
11/10	Minnesota																														
11/17	at Detroit																														
11/24	at New England																														
11/28	Buffalo																														
12/5	at Chicago																														
12/15	L.A. Rams																														
12/22	at Philadelphia																														
12/29	Washington																														
2019 TOTALS		3	1	4				1	2	3				2	1	3				0	2	2				1	0	1			
CAREER TOTALS		10	7	17				41	7	48	1		1	15	5	20				0	2	2				3	0	3			1

2019 SNAP COUNT

		9/8	9/15	9/22	9/29	10/6	10/13	10/20	11/4	11/10	11/17	11/24	11/28	12/5	12/15	12/22	12/29	Total Snaps		Pct. Snaps	
OFFENSE		NYG	@ Was	MIA	@ NO	GB	@ NYJ	PHI	@ NYG	MIN	@ Det	@ NE	BUF	@ Chi	LAR	@ Phi	WAS	Off.	ST	Off.	ST
QB	Total Plays-Off/ST	68 - 26	70 - 24	72 - 28	58 - 21	72 - 34	82 - 26											422	- 159		
	Prescott, Dak	65 - 0	70 - 0	72 - 0	58 - 0	72 - 0	82 - 0											419	- 0	99.3%	0.0%
	Rush, Cooper	3 - 0	0 - 0	0 - 0	0 - 0	0 - 0	0 - 0											3	- 0	0.7%	0.0%
RB	Chunn, Jordan	0 - 16																0	- 16	0.0%	61.5%
	Elliott, Ezekiel	37 - 1	53 - 1	48 - 0	56 - 0	67 - 0	75 - 0											336	- 2	79.6%	1.3%
	Olawale, Jamize	16 - 17	8 - 14	9 - 18	6 - 13	2 - 21	5 - 17											46	- 100	10.9%	62.9%
	Pollard, Tony	22 - 3	17 - 3	23 - 7	2 - 10	5 - 10	7 - 8											76	- 41	18.0%	25.8%
WR	Austin, Tavon	25 - 3	0 - 0	0 - 0	11 - 2	16 - 6	76 - 4											128	- 15	30.3%	9.4%
	Bryant, Ventell					0 - 16	2 - 14											2	- 30	1.3%	50.0%
	Cobb, Randall	48 - 2	53 - 3	53 - 1	47 - 2	60 - 0	0 - 0											261	- 8	61.8%	5.0%
	Cooper, Amari	52 - 0	64 - 0	61 - 0	56 - 0	63 - 0	3 - 0											299	- 0	70.9%	0.0%
	Gallup, Michael	53 - 0	47 - 0	0 - 0	0 - 0	62 - 0	79 - 0											241	- 0	57.1%	0.0%
	Smith, Devin	6 - 3	18 - 3	66 - 0	46 - 0	0 - 0	0 - 0											136	- 6	32.2%	3.8%
	Wilson, Cedrick		6 - 2	14 - 9	0 - 4	0 - 0	50 - 0											70	15	16.6%	9.4%
TE	Jarwin, Blake	27 - 8	24 - 6	35 - 7	17 - 8	22 - 10	35 - 8											160	- 47	37.9%	29.6%
	Schultz, Dalton	9 - 3	3 - 3	14 - 4	2 - 4	3 - 7	6 - 5											37	- 26	8.8%	16.4%
	Witten, Jason	45 - 6	54 - 6	37 - 6	46 - 2	60 - 7	72 - 5											314	- 32	74.4%	20.1%
OL	Collins, La'el	68 - 5	70 - 5	72 - 6	58 - 2	44 - 1	0 - 0											312	- 19	73.9%	11.9%
	Fleming, Cameron	3 - 5	3 - 5	0 - 6	9 - 2	72 - 7	82 - 5											169	- 30	40.0%	18.9%
	Frederick, Travis	65 - 5	70 - 5	72 - 6	58 - 2	72 - 7	82 - 5											419	- 30	99.3%	18.9%
	Knight, Brandon	0 - 0	0 - 0	0 - 0	0 - 0	28 - 6	82 - 5											110	- 11	26.1%	6.9%
	Looney, Joe	3 - 5	0 - 5	0 - 6	0 - 2	0 - 7	0 - 5											3	- 30	0.7%	18.9%
	Martin, Zack	61 - 0	70 - 5	72 - 0	58 - 0	72 - 7	82 - 5											415	- 17	98.3%	10.7%
	Redmond, Adam	0 - 0	0 - 0	0 - 0	0 - 0	0 - 0	0 - 0											0	- 0	0.0%	0.0%
	Smith, Tyron	65 - 5	70 - 5	72 - 6	50 - 2	0 - 0	0 - 0											257	- 18	60.9%	11.3%
	Su'a-Filo, Xavier	7 - 5	0 - 5	0 - 6	0 - 2	0 - 7	0 - 5											7	- 30	1.7%	18.9%
	Williams, Connor	68 - 5	70 - 5	72 - 6	58 - 2	72 - 7	82 - 5											422	- 30	100.0%	18.9%

	9/8	9/15	9/22	9/29	10/6	10/13	10/20	11/4	11/10	11/17	11/24	11/28	12/5	12/15	12/22	12/29	Total Snaps	Pct. Snaps		
Defense	NYG	@ Was	MIA	@ NO	GB	@ NYJ	PHI	@ NYG	MIN	@ Det	@ NE	BUF	@ Chi	LAR	@ Phi	WAS	Def	ST	Def	ST
Total Plays-Def/ST	69 - 26	62 - 24	72 - 28	71 - 21	74 - 34	62 - 26											410	- 159		
Armstrong, Dorance	30 - 17	40 - 7	20 - 15	16 - 16	19 - 17	7 - 5											132	- 77	32.2%	48.4%
Charlton, Taco	0 - 0	0 + 0															0	- 0	0.0%	0.0%
Collins, Maliek	52 - 3	50 - 5	44 - 4	52 - 5	57 - 6	48 - 3											303	- 26	73.9%	16.4%
Covington, Christian	30 - 1	32 - 2	42 - 1	50 - 4	51 - 6	17 - 4											222	- 18	54.1%	11.3%
Crawford, Tyrone	30 - 1	18 - 2	0 - 0	0 - 0	23 - 0	19 - 1											90	- 4	22.0%	2.5%
Hill, Trysten	0 - 0	0 - 0	34 - 2	27 - 2	11 - 0	0 - 0											72	- 4	17.6%	2.5%
Hyder, Kerry	44 - 1	36 - 3	32 - 0	37 - 3	26 - 2	24 - 1											199	- 10	48.5%	6.3%
Jackson, Joe	26 - 1	10 - 8	12 - 2	4 - 1	0 - 0	0 - 0											52	- 12	12.7%	7.5%
Lawrence, DeMarcus	32 - 3	46 - 4	51 - 4	39 - 3	47 - 4	44 - 3											259	- 21	63.2%	13.2%
Quinn, Robert			45 - 3	50 - 3	55 - 3	47 - 3											197	- 12	70.6%	11.0%
Woods, Antwaun	33 - 2	18 - 1	0 - 0	0 - 0		37 - 0											88	- 3	21.5%	1.9%
Gifford, Luke	0 - 0	0 - 0	0 - 0	0 - 0	0 - 0	0 - 8											0	- 8	0.0%	5.0%
Lee, Sean	16 - 5	15 - 5	14 - 3	29 - 6	31 - 6	37 - 4											142	- 29	34.6%	18.2%
March, Justin	0 - 16	0 - 13	8 - 18	0 - 13	0 - 21	0 - 17											8	- 98	2.0%	61.6%
Smith, Jaylon	69 - 4	62 - 5	47 - 3	58 - 6	69 - 5	49 - 3											354	- 26	86.3%	16.4%
Thomas, Joe	1 - 17	2 - 14	33 - 20	14 - 13	19 - 22	15 - 18											84	- 104	20.5%	65.4%
Vander Esch, Leighton	65 - 5	55 - 6	64 - 4	71 - 6	66 - 6	48 - 4											369	- 31	90.0%	19.5%
Awuzie, Chidobe	68 - 3	60 - 5	64 - 4	70 - 5	72 - 6	61 - 5											395	- 28	96.3%	17.6%
Brown, Anthony	60 - 7	43 - 3	59 - 6	42 - 6	48 - 6	19 - 2											271	- 30	66.1%	18.9%
Frazier, Kavon	8 - 17	2 - 15	8 - 18	0 - 3													18	- 53	4.4%	53.5%
Goodwin, C.J.	0 - 16	0 - 14	8 - 18	0 - 14	0 - 21	12 - 18											20	- 101	4.9%	63.5%
Heath, Jeff	62 - 17	62 - 13	64 - 13	71 - 14	74 - 14	62 - 12											395	- 83	96.3%	52.2%
Jones, Byron	28 - 2	60 - 9	44 - 14	70 - 10	72 - 17	38 - 7											312	- 59	76.1%	37.1%
Lewis, Jourdan	37 - 12	11 - 11	27 - 15	10 - 9	0 - 18	37 - 12											122	- 77	29.8%	48.4%
Thompson, Darian	0 - 0	0 - 11	72 - 6	1 - 9	3 - 19	1 - 14											77	- 59	18.8%	37.1%
Wilson, Donovan	0 - 0	0 - 0	0 - 10	0 - 0	0 - 12	0 - 14											0	- 36	0.0%	22.6%
Woods, Xavier	68 - 9	60 - 7	0 - 0	70 - 4	71 - 5	61 - 6											330	- 31	80.5%	19.5%

[illegible]

2019 PLAYER PARTICIPATION

PLAYERS	NYG 9/8	@ WAS 9/15	MIA 9/22	@ NO 9/29	GB 10/6	@ NYJ 10/13	PHI 10/20	@ NYG 11/4	MIN 11/10	@ DET 11/17	@ NE 11/24	BUF 11/28	@ CHI 12/5	LAR 12/15	@ PHI 12/22	WAS 12/29	GP	GS	DNP	I
Armstrong, Dorance	P	P	P	P	P	P	-	-	-	-	-	-	-	-	-	-	6	0	0	0
Austin, Tavon	P	I	I	P	P	P	-	-	-	-	-	-	-	-	-	-	4	0	0	2
Awuzie, Chidobe	CB	CB	CB	CB	CB	CB	-	-	-	-	-	-	-	-	-	-	6	6	0	0
Brown, Anthony	CB	P	CB	P	CB	CB	-	-	-	-	-	-	-	-	-	-	6	4	0	0
Brown, Noah	R/PUP	R/PUP	R/PUP	R/PUP	R/PUP	R/PUP	-	-	-	-	-	-	-	-	-	-	0	0	0	0
Bryant, Ventell	PS	PS	PS	PS	P	P	-	-	-	-	-	-	-	-	-	-	2	0	0	0
Charlton, Taco	D	D	A	A	A	A	-	-	-	-	-	-	-	-	-	-	0	0	0	2
Chunn, Jordan	P	A	PS	PS	PS	PS	-	-	-	-	-	-	-	-	-	-	1	0	0	0
Cobb, Randall	P	P	P	WR	WR	I	-	-	-	-	-	-	-	-	-	-	5	2	0	1
Collins, La'el	RT	RT	RT	RT	RT	I	-	-	-	-	-	-	-	-	-	-	5	5	0	1
Collins, Maliek	DT	DT	DT	DT	DT	DT	-	-	-	-	-	-	-	-	-	-	6	6	0	0
Cooper, Amari	WR	WR	WR	WR	WR	WR	-	-	-	-	-	-	-	-	-	-	6	6	0	0
Covington, Chris	PS	A	PS	PS	PS	PS	-	-	-	-	-	-	-	-	-	-	0	0	0	0
Covington, Christian	P	P	DT	DT	DT	P	-	-	-	-	-	-	-	-	-	-	6	3	0	0
Crawford, Tyrone	DE	DE	I	I	P	P	-	-	-	-	-	-	-	-	-	-	4	2	0	2
Elliott, Ezekiel	RB	RB	RB	RB	RB	RB	-	-	-	-	-	-	-	-	-	-	6	6	0	0
Fleming, Cameron	P	P	P	P	LT	LT	-	-	-	-	-	-	-	-	-	-	6	2	0	0
Frazier, Kavon	P	P	P	P	IR	IR	-	-	-	-	-	-	-	-	-	-	4	0	0	0
Frederick, Travis	C	C	C	C	C	C	-	-	-	-	-	-	-	-	-	-	6	6	0	0
Gallup, Michael	WR	WR	I	I	P	WR	-	-	-	-	-	-	-	-	-	-	4	3	0	2
Gifford, Luke	I	I	I	I	D	P	-	-	-	-	-	-	-	-	-	-	1	0	0	5
Goodwin, C.J.	P	P	P	P	P	P	-	-	-	-	-	-	-	-	-	-	6	0	0	0
Heath, Jeff	SS	SS	SS	SS	SS	SS	-	-	-	-	-	-	-	-	-	-	6	6	0	0
Hikutini, Cole	PS	PS	PS	PS	PS	PS	-	-	-	-	-	-	-	-	-	-	0	0	0	0
Hill, Trystyn	D	D	P	P	P	D	-	-	-	-	-	-	-	-	-	-	3	0	0	3
Hyatt, Mitch	PS	PS	PS	PS	PS	PS	-	-	-	-	-	-	-	-	-	-	0	0	0	0
Hyder, Kerry	P	P	P	P	P	P	-	-	-	-	-	-	-	-	-	-	6	0	0	0
Jackson, Darius	A	PS	A	A	A	A	-	-	-	-	-	-	-	-	-	-	0	0	0	0
Jackson, Joe	P	P	P	P	D	D	-	-	-	-	-	-	-	-	-	-	4	0	0	2
Jackson, Mike	PS	PS	PS	PS	PS	PS	-	-	-	-	-	-	-	-	-	-	0	0	0	0
Jarwin, Blake	TE	P	P	P	TE	TE	-	-	-	-	-	-	-	-	-	-	6	3	0	0
Jelks, Jalen	IR	IR	IR	IR	IR	IR	-	-	-	-	-	-	-	-	-	-	0	0	0	0
Johnson, Jon'Vea	IR	IR	IR	IR	IR	IR	-	-	-	-	-	-	-	-	-	-	0	0	0	0
Jones, Byron	P	CB	CB	CB	CB	CB	-	-	-	-	-	-	-	-	-	-	6	5	0	0
Jones, Chris	P	P	P	P	P	P	-	-	-	-	-	-	-	-	-	-	6	0	0	0
Jones, Josh	^	^	^	^	PS	PS	-	-	-	-	-	-	-	-	-	-	0	0	0	0
Knight, Brandon	D	D	D	D	P	RT	-	-	-	-	-	-	-	-	-	-	2	1	0	4
Ladouceur, Louis-Philippe	P	P	P	P	P	P	-	-	-	-	-	-	-	-	-	-	6	0	0	0
Lawrence, DeMarcus	DE	DE	DE	DE	DE	DE	-	-	-	-	-	-	-	-	-	-	6	6	0	0
Lee, Sean	SLB	SLB	P	SLB	P	P	-	-	-	-	-	-	-	-	-	-	6	3	0	0
Lewis, Jourdan	P	P	P	P	P	P	-	-	-	-	-	-	-	-	-	-	6	0	0	0
Looney, Joe	P	P	P	P	P	P	-	-	-	-	-	-	-	-	-	-	6	0	0	0
Maher, Brett	P	P	P	P	P	P	-	-	-	-	-	-	-	-	-	-	6	0	0	0
March, Justin	P	P	P	P	P	P	-	-	-	-	-	-	-	-	-	-	6	0	0	0
Martin, Zack	RG	RG	RG	RG	RG	RG	-	-	-	-	-	-	-	-	-	-	6	6	0	0
McGovern, Connor	IRR	IRR	IRR	IRR	IRR	IRR	-	-	-	-	-	-	-	-	-	-	0	0	0	0
Olawale, Jamize	P	FB	FB	P	P	P	-	-	-	-	-	-	-	-	-	-	6	2	0	0
Olumba, Donovan	PS	PS	PS	PS	PS	PS	-	-	-	-	-	-	-	-	-	-	0	0	0	0
Pollard, Tony	P	P	P	P	P	P	-	-	-	-	-	-	-	-	-	-	6	0	0	0
Prescott, Dak	QB	QB	QB	QB	QB	QB	-	-	-	-	-	-	-	-	-	-	6	6	0	0
Quinn, Robert	RES	RES	DE	DE	DE	DE	-	-	-	-	-	-	-	-	-	-	4	4	0	0
Redmond, Adam	D	D	DNP	D	D	D	-	-	-	-	-	-	-	-	-	-	0	0	1	5
Ross, Daniel	IR	IR	IR	IR	IR	IR	-	-	-	-	-	-	-	-	-	-	0	0	0	0
Rush, Cooper	P	DNP	DNP	DNP	DNP	DNP	-	-	-	-	-	-	-	-	-	-	1	0	5	0
Schultz, Dalton	P	P	P	P	P	P	-	-	-	-	-	-	-	-	-	-	6	0	0	0
Smith, Devin	P	P	WR	WR	D	D	-	-	-	-	-	-	-	-	-	-	4	2	0	2
Smith, Jaylon	MLB	MLB	MLB	MLB	MLB	MLB	-	-	-	-	-	-	-	-	-	-	6	6	0	0
Smith, Tyron	LT	LT	LT	LT	I	I	-	-	-	-	-	-	-	-	-	-	4	4	0	2
Su'a-Filo, Xavier	P	P	P	P	P	P	-	-	-	-	-	-	-	-	-	-	6	0	0	0
Thomas, Joe	P	P	P	P	P	P	-	-	-	-	-	-	-	-	-	-	6	0	0	0
Thompson, Darian	I	P	FS	P	P	P	-	-	-	-	-	-	-	-	-	-	5	1	0	1
Thorson, Clayton	PS	PS	PS	PS	PS	PS	-	-	-	-	-	-	-	-	-	-	0	0	0	0
Vander Esch, Leighton	WLB	WLB	WLB	WLB	WLB	WLB	-	-	-	-	-	-	-	-	-	-	6	6	0	0
Weber, Mike	PS	PS	PS	PS	PS	PS	-	-	-	-	-	-	-	-	-	-	0	0	0	0
Westry, Chris	IR	IR	IR	IR	IR	IR	-	-	-	-	-	-	-	-	-	-	0	0	0	0
Wichmann, Cody	IR	IR	IR	IR	IR	IR	-	-	-	-	-	-	-	-	-	-	0	0	0	0
Williams, Connor	LG	LG	LG	LG	LG	LG	-	-	-	-	-	-	-	-	-	-	6	6	0	0
Wilson, Cedrick	PS	P	P	P	D	P	-	-	-	-	-	-	-	-	-	-	4	0	0	1
Wilson, Donovan	D	D	P	D	P	P	-	-	-	-	-	-	-	-	-	-	3	0	0	3
Wise, Daniel	PS	PS	PS	PS	PS	PS	-	-	-	-	-	-	-	-	-	-	0	0	0	0
Witten, Jason	TE	TE	TE	TE	TE	TE	-	-	-	-	-	-	-	-	-	-	6	6	0	0
Woods, Antwaun	DT	DT	I	I	I	DT	-	-	-	-	-	-	-	-	-	-	3	3	0	3
Woods, Xavier	FS	FS	I	FS	FS	FS	-	-	-	-	-	-	-	-	-	-	5	5	0	1

LEGEND:
Position abbreviation indicated start, P=Played, DNP=Did Not Play, I=Deactivated/Injured, A=Not on Roster, PS=Practice Squad, IR=Reserve/Injured, D=Deactivated, R/PUP=Reserve/Physically Unable to Perform, RES=Reserve/Suspended, IRR=Reserve/Injured – Returnable, ^=With Other Team

2019/2018 STATISTICAL COMPARISON

COWBOYS OFFENSE	2019	2018	DIFFERENCE
Wins	3	3	0
Losses	3	3	0
Points Scored	153	123	30
Touchdowns	19	11	8
Field Goals Made	7	15	-8
Field Goals Attempted	11	16	-5
Field Goal Percentage	63.6%	93.8%	-30.1%
Third Down Efficiency	50.7%	31.2%	19.6%
Net Yards per Game	443.7	319.5	124.2
NFL Rank - Net Yds. per Game	2	29	-27
Average Plays per Game	65.2	60.3	4.8
Average Yards per Play	6.8	5.3	1.5
Rushing Yards per Game	138.8	147.5	-8.7
NFL Rank - Rush Yds. per Game	5	2	3
Average Yards per Rush	4.8	5.1	-0.3
Rushing Attempts per Game	28.8	28.7	0.2
Rushing Touchdowns	8	4	4
Net Passing Yards per Game	304.8	172.0	132.8
NFL Rank - Net Pass Yds. per Game	3	28	-25
Yards per Pass Attempt	8.9	6.7	2.2
Passing Attempts	211	171	40
Passing Completions	147	106	41
Completion Percentage	69.7%	62.0%	7.7%
Passing Touchdowns	11	7	4
Interceptions Thrown	6	4	2
Sacks Allowed	7	19	-12
Fumbles	3	7	-4
Fumbles Lost	2	2	0
Penalties	48	35	13
Penalty Yards	470	304	166
Gross Punting Average	43.0	45.1	-2.1
Net Punting Average	38.9	41.7	-2.8
Punt Return Average	5.7	5.8	-0.1
Kickoff Return Average	16.8	24.5	-7.7

COWBOYS DEFENSE (OPPONENT)	2019	2018	DIFFERENCE
Points Allowed	114	103	11
Total Touchdowns Allowed	12	11	1
Field Goals Made	10	9	1
Field Goals Attempted	11	10	1
Field Goal Percentage	90.9%	90.0%	0.9%
Third Down Efficiency	25.4%	41.5%	-16.1%
Net Yards per Game	331.8	315.2	16.7
NFL Rank - Net Yds. per Game	12	4	8
Average Plays per Game	61.7	61.8	-0.2
Average Yards per Play	5.4	5.1	0.3
Rushing Yards per Game	93.8	90.7	3.2
NFL Rank - Rush Yds. per Game	13	7	6
Average Yards per Rush	4.2	3.5	0.7
Rushing Attempts per Game	22.3	26.2	-3.8
Rushing Touchdowns Allowed	7	4	3
Net Passing Yards per Game	238.0	224.5	13.5
NFL Rank - Net Pass Yds. per Game	17	8	9
Yards per Pass Attempt	6.9	7.5	-0.5
Passing Attempts	222	196	26
Passing Completions	147	138	9
Completion Percentage	66.2%	70.4%	-4.2%
Passing Touchdowns Allowed	5	7	-2
Interceptions	2	2	0
Sacks	14	18	-4
Fumbles Caused	6	7	-1
Fumbles Recovered	3	4	-1
Penalties	45	39	6
Penalty Yards	412	284	128
Gross Punting Average	45.7	44.7	1.0
Net Punting Average	43.4	37.8	5.6
Punt Return Average	7.8	9.1	-1.4
Kickoff Return Average	24.1	25.1	-1.0

Bold indicates Cowboys improvement

GAME-BY-GAME STARTERS

2019 REGULAR SEASON OFFENSE													
OFFENSE													
DATE	OPPONENT	WR	LT	LG	C	RG	RT	TE	WR	WR	QB	RB	TE
9/8	N.Y. Giants	A. Cooper	T. Smith	C. Williams	T. Frederick	Z. Martin	L. Collins	J. Witten	M. Gallup		D. Prescott	E. Elliott	B. Jarwin
9/15	at Washington	A. Cooper	T. Smith	C. Williams	T. Frederick	Z. Martin	L. Collins	J. Witten	M. Gallup		D. Prescott	E. Elliott	J. Olawale
9/22	Miami	A. Cooper	T. Smith	C. Williams	T. Frederick	Z. Martin	L. Collins	J. Witten	D. Smith		D. Prescott	E. Elliott	J. Olawale
9/29	at New Orleans	A. Cooper	T. Smith	C. Williams	T. Frederick	Z. Martin	L. Collins	J. Witten	D. Smith	R. Cobb	D. Prescott	E. Elliott	
10/6	Green Bay	A. Cooper	C. Fleming	C. Williams	T. Frederick	Z. Martin	L. Collins	J. Witten	R. Cobb		D. Prescott	E. Elliott	B. Jarwin
10/13	at N.Y. Jets	A. Cooper	C. Fleming	C. Williams	T. Frederick	Z. Martin	B. Knight	J. Witten	M. Gallup		D. Prescott	E. Elliott	B. Jarwin
10/20	Philadelphia												
11/4	at N.Y. Giants												
11/10	Minnesota												
11/17	at Detroit												
11/24	at New England												
11/28	Buffalo												
12/5	at Chicago												
12/15	L.A. Rams												
12/22	at Philadelphia												
12/29	Washington												

2019 REGULAR SEASON DEFENSE													
DEFENSE													
DATE	OPPONENT	DE	DT	DT	DE	SLB	MLB	WLB	CB	CB	SS	FS	
9/8	N.Y. Giants	D. Lawrence	M. Collins	A. Woods	T. Crawford	S. Lee	J. Smith	L. Vander Esch	C. Awuzie	A. Brown	J. Heath	X. Woods	
9/15	at Washington	D. Lawrence	M. Collins	A. Woods	T. Crawford	S. Lee	J. Smith	L. Vander Esch	C. Awuzie	B. Jones	J. Heath	X. Woods	
9/22	Miami	D. Lawrence	M. Collins	C. Covington	R. Quinn		J. Smith	L. Vander Esch	C. Awuzie/ A. Brown	B. Jones	J. Heath	D. Thompson	
9/29	at New Orleans	D. Lawrence	M. Collins	C. Covington	R. Quinn	S. Lee	J. Smith	L. Vander Esch	C. Awuzie	B. Jones	J. Heath	X. Woods	
10/6	Green Bay	D. Lawrence	M. Collins	C. Covington	R. Quinn		J. Smith	L. Vander Esch	C. Awuzie/ A. Brown	B. Jones	J. Heath	X. Woods	
10/13	at N.Y. Jets	D. Lawrence	M. Collins	A. Woods	R. Quinn		J. Smith	L. Vander Esch	C. Awuzie/ A. Brown	B. Jones	J. Heath	X. Woods	
10/20	Philadelphia												
11/4	at N.Y. Giants												
11/10	Minnesota												
11/17	at Detroit												
11/24	at New England												
11/28	Buffalo												
12/5	at Chicago												
12/15	L.A. Rams												
12/22	at Philadelphia												
12/29	Washington												

Rookies underlined.

GAME-BY-GAME INACTIVES

DATE	OPPONENT	1	2	3	4	5	6	7
9/8	N.Y. Giants	T. Charlton	<u>L. Gifford-I</u>	<u>T. Hill</u>	<u>B. Knight</u>	A. Redmond	D. Thompson	<u>D. Wilson-I</u>
9/15	at Washington	T. Austin-I	T. Charlton	<u>L. Gifford-I</u>	<u>T. Hill</u>	<u>B. Knight</u>	A. Redmond	<u>D. Wilson</u>
9/22	Miami	T. Austin-I	T. Crawford-I	M. Gallup-I	<u>L. Gifford-I</u>	<u>B. Knight</u>	A. Woods-I	X. Woods-I
9/29	at New Orleans	T. Crawford-I	M. Gallup-I	<u>L. Gifford-I</u>	<u>B. Knight</u>	A. Redmond	<u>D. Wilson</u>	A. Woods-I
10/6	Green Bay	<u>L. Gifford</u>	<u>J. Jackson</u>	A. Redmond	<u>D. Smith</u>	T. Smith-I	<u>C. Wilson</u>	A. Woods-I
10/13	at N.Y. Jets	R. Cobb-I	L. Collins-I	<u>T. Hill</u>	<u>J. Jackson</u>	A. Redmond	D. Smith	T. Smith-I
10/20	Philadelphia							
11/4	at N.Y. Giants							
11/10	Minnesota							
11/17	at Detroit							
11/24	at New England							
11/28	Buffalo							
12/5	at Chicago							
12/15	L.A. Rams							
12/22	at Philadelphia							
12/29	Washington							

"I" denotes injury

BIG RUN PLAYS (10+ YARDS)

DATE	OPPONENT	QTR	COWBOYS	YARDS	DOWN	RESULT	QTR	OPPONENTS	YARDS	DOWN	RESULT
9/8	N.Y. Giants	3	E. Elliott	10t	2-5-NYG 10	TD	1	S. Barkley	59	2-1-NYG 18	TD
							3	S. Barkley	11	2-3-DAL 22	FG
							3	S. Barkley	11	3-1-NYG 22	Punt
							4	S. Barkley	13	1-10-NYG 25	TD
							4	W. Gallman Jr.	15	1-10-DAL 30	TD
9/15	at Washington	1	E. Elliott	15	3-1-DAL 19	INT	2	A. Peterson	10	1-10-WAS 26	Punt
		2	D. Prescott	15	2-2-DAL 11	TD					
		2	D. Prescott	42	3-1-DAL 37	TD					
		3	E. Elliott	13	2-2-DAL 33	TD					
		3	T. Pollard	10	2-2-WAS 13	FG					
		4	D. Prescott	11	2-7-DAL 16	Game					
		4	E. Elliott	27	3-5-DAL 32	Game					
9/22	Miami	1	E. Elliott	13	1-10-MIA 20	TD	NONE				
		2	E. Elliott	11	1-10-DAL 9	Half					
		2	E. Elliott	14	1-10-DAL 20	Half					
		2	E. Elliott	14	2-10-DAL 34	Half					
		3	T. Pollard	12	2-8-DAL 37	TD					
		3	E. Elliott	11	1-10-MIA 19	TD					
		4	E. Elliott	18	1-10-DAL 15	Miss FG					
		4	T. Pollard	28	2-4- 50	Miss FG					
		4	T. Pollard	11	2-4-DAL 46	TD					
		4	T. Pollard	16t	1-10-MIA 16	TD					
9/29	at New Orleans	NONE					1	A. Kamara	13	1-10-NO 43	FG
							1	T. Hill	18	1-10-DAL 44	FG
							1	D. Harris	10	2-8-DAL 24	FG
							3	A. Kamara	11	1-10-DAL 38	FG
10/6	Green Bay	1	E. Elliott	12	1-10- 50	INT	1	A. Jones	18t	2-10-DAL 18	TD
		1	E. Elliott	12	1-10-DAL 10	Punt	1	A. Jones	15	2-8-DAL 24	TD
		2	T. Austin	14	1-10-GB 48	INT	2	A. Jones	16	1-10-GB 19	FG
		2	E. Elliott	14	2-3-DAL 17	Half	3	A. Jones	15	1-10-GB 21	TD
		4	D. Prescott	14	1-10-DAL 46	Miss FG	4	A. Jones	11	1-10-GB 25	Punt
							4	A. Jones	11	2-7-GB 39	Punt
10/13	at N.Y. Jets	1	E. Elliott	12	1-10-DAL 25	FG	3	L. Bell	13	1-10-DAL 40	INT
		3	E. Elliott	13	3-1-NYJ 47	FG					
		3	E. Elliott	10	2-3-DAL 49	Miss FG					
		3	T. Pollard	10	2-2-NYJ 33	Miss FG					
10/20	Philadelphia										
11/4	at N.Y. Giants										
11/10	Minnesota										
11/17	at Detroit										
11/24	at New England										
11/28	Buffalo										
12/5	at Chicago										
12/15	L.A. Rams										
12/22	at Philadelphia										
12/29	Washington										
TOTALS		27 - 402 (14.9), 2 TDS					17 - 270 (15.9), 1 TDS				

BIG PASS PLAYS (20+ YARDS)

DATE	OPPONENT	QTR	COWBOYS	YARDS	DOWN	RESULT	QTR	OPPONENTS	YARDS	DOWN	RESULT
9/8	N.Y. Giants	1	D. Prescott -> B. Jarwin	28t	2-10-NYG	28 TD	3	E. Manning -> C. Latimer	43	1-10-NYG	15 FG
		2	D. Prescott -> M. Gallup	36	2-8-DAL	23 TD	3	E. Manning -> C. Latimer	22	1-10-DAL	38 FUM
		2	D. Prescott -> M. Gallup	23	1-10-NYG	41 TD	4	E. Manning -> E. Ingram	22	1-10-NYG	48 TD
		2	D. Prescott -> A. Cooper	21t	3-6-NYG	21 TD					
		3	D. Prescott -> A. Cooper	45	1-10-DAL	25 TD					
		3	D. Prescott -> R. Cobb	25t	2-5-NYG	25 TD					
		3	D. Prescott -> M. Gallup	62	3-8-DAL	13 TD					
9/15	at Washington	2	D. Prescott -> D. Smith	51t	2-7-DAL	49 TD	3	C. Keenum -> T. McLaurin	27	1-10-WAS	39 TD
		3	D. Prescott -> B. Jarwin	22	1-10-DAL	25 FG	4	C. Keenum -> T. McLaurin	20	2-8-WAS	27 Downs
9/22	Miami	1	D. Prescott -> A. Cooper	37	1-10-DAL	37 FG	1	J. Rosen -> D. Parker	40	3-4-MIA	31 Miss FG
		1	D. Prescott -> J. Witten	33	3-20-DAL	47 TD	1	J. Rosen -> P. Williams	24	1-10-DAL	43 FG
		3	D. Prescott -> D. Smith	33	2-9-DAL	26 TD	2	R. Fitzpatrick -> P. Williams	25	3-3-DAL	46 FG
		3	D. Prescott -> R. Cobb	20	1-10-MIA	41 TD					
9/29	at New Orleans	3	D. Prescott -> B. Jarwin	35	2-12-NO	37 TD	1	T. Bridgewater -> M. Thomas	20	3-9-NO	15 INT
		4	D. Prescott -> R. Cobb	32	3-20-DAL	16 INT	2	T. Bridgewater -> J. Hill	20	1-10-NO	49 FG
10/6	Green Bay	1	D. Prescott -> A. Cooper	23	2-8-DAL	27 INT	1	A. Rodgers -> J. Graham	23	1-10-GB	11 TD
		1	D. Prescott -> A. Cooper	46	2-15-DAL	17 Punt	1	A. Rodgers -> R. Tonyan	23	2-8-DAL	49 TD
		2	D. Prescott -> A. Cooper	24	2-7-DAL	28 INT	2	A. Rodgers -> A. Jones	22	1-10-GB	35 FG
		3	D. Prescott -> M. Gallup	20	2-10-DAL	48 FG	3	A. Rodgers -> G. Allison	22	3-2-DAL	32 TD
		3	D. Prescott -> R. Cobb	25	1-10-GB	32 FG					
		3	D. Prescott -> M. Gallup	40t	2-4-GB	40 TD					
		3	D. Prescott -> A. Cooper	27	1-10-DAL	30 TD					
		3	D. Prescott -> E. Elliott	27	1-25-DAL	42 TD					
		4	D. Prescott -> A. Cooper	53t	1-10-DAL	47 TD					
10/13	at N.Y. Jets	2	D. Prescott -> T. Austin	23	3-8-NYJ	38 Downs	1	S. Darnold -> J. Crowder	24	3-4-NYJ	45 TD
		3	D. Prescott -> J. Witten	20	2-11-DAL	24 FG	2	S. Darnold -> R. Anderson	92t	1-10-NYJ	8 TD
							2	S. Darnold -> D. Thomas	33	2-10-	50 TD
							3	S. Darnold -> J. Crowder	25	2-10-NYJ	25 INT
							4	S. Darnold -> J. Crowder	30	1-10-NYJ	23 FG
10/20	Philadelphia										
11/4	at N.Y. Giants										
11/10	Minnesota										
11/17	at Detroit										
11/24	at New England										
11/28	Buffalo										
12/5	at Chicago										
12/15	L.A. Rams										
12/22	at Philadelphia										
12/29	Washington										
TOTALS				26 - 831 (32.0), 6 TDS					19 - 557 (29.3), 1 TDS		

BIG RUN AND PASS PLAYS (20+ YARDS)

DATE	OPPONENT	COWBOYS	RUN	PASS	OPPONENTS	RUN	PASS
9/8	N.Y. Giants	D. Prescott -> B. Jarwin D. Prescott -> M. Gallup D. Prescott -> M. Gallup D. Prescott -> A. Cooper D. Prescott -> R. Cobb D. Prescott -> M. Gallup		28t 36 23 21t 45 25t 62	S. Barkley run E. Manning -> C. Latimer E. Manning -> C. Latimer E. Manning -> E. Ingram	59	43 22 22
9/15	at Washington	D. Prescott -> D. Smith D. Prescott run D. Prescott -> B. Jarwin E. Elliott run	42 27	51t 22	C. Keenum -> T. McLaurin C. Keenum -> T. McLaurin	27 20	
9/22	Miami	D. Prescott -> A. Cooper D. Prescott -> J. Witten D. Prescott -> D. Smith D. Prescott -> R. Cobb T. Pollard run	28	37 33 33 20	J. Rosen -> D. Parker J. Rosen -> P. Williams R. Fitzpatrick -> P. Williams	40 24 25	
9/29	at New Orleans	D. Prescott -> B. Jarwin D. Prescott -> R. Cobb		35 32	T. Bridgewater -> M. Thomas T. Bridgewater -> J. Hill	20 20	
10/6	Green Bay	D. Prescott -> A. Cooper D. Prescott -> A. Cooper D. Prescott -> A. Cooper D. Prescott -> M. Gallup D. Prescott -> R. Cobb D. Prescott -> M. Gallup D. Prescott -> A. Cooper D. Prescott -> E. Elliott D. Prescott -> A. Cooper		23 46 24 20 25 40t 27 27 53t	A. Rodgers -> J. Graham A. Rodgers -> R. Tonyan A. Rodgers -> A. Jones A. Rodgers -> G. Allison	23 23 22 22	
10/13	at N.Y. Jets	D. Prescott -> T. Austin D. Prescott -> J. Witten		23 20	S. Darnold -> J. Crowder S. Darnold -> R. Anderson S. Darnold -> D. Thomas S. Darnold -> J. Crowder S. Darnold -> J. Crowder	24 92t 33 25 30	
10/20	Philadelphia						
11/4	at N.Y. Giants						
11/10	Minnesota						
11/17	at Detroit						
11/24	at New England						
11/28	Buffalo						
12/5	at Chicago						
12/15	L.A. Rams						
12/22	at Philadelphia						
12/29	Washington						
TOTALS		29 - 928 (32.0), 6 TDS (3 RUNS, 0 TDS, 26 PASSES, 6 TDS)			20 - 616 (30.8), 1 TDS (1 RUN, 0 TDS, 19 PASSES, 1 TD)		

MISC. BIG RETURNS

30+ YARD KICKOFF/10+ YARD PUNT/10+ YARD BLOCKED KICK RETURNS/20+ YARD INTERCEPTION/10+ YARD FUMBLE

DALLAS								OPPONENT					
DATE	OPPONENT	QTR	RETURN	RETURNER	YDS	DRIVE START	DRIVE RESULT	QTR	RETURN	RETURNER	YDS	DRIVE START	DRIVE RESULT
9/8	NYG		NONE						NONE				
9/15	@ Was		NONE					1	INT	M. Nicholson	23	Dal 38	TD
9/22	MIA	3	Punt	C. Wilson	13	Dal 24	TD	2	INT	B. McCain	21	Mia 49	Punt
9/29	@ NO	2	Punt	R. Cobb	14	Dal 22	Fum	2	Punt	D. Harris	23	NO 49	FG
10/6	GB	2	Punt	T. Austin	10	Dal 31	Punt	1	INT	J. Alexander	37	Dal 47	TD
10/13	@ NYJ	3	INT	J. Lewis	20	Dal 26	MFG		NONE				
10/20	PHI												
11/4	@ NYG												
11/10	MIN												
11/17	@ Det												
11/24	@ NE												
11/28	BUF												
12/5	@ Chi												
12/15	LAR												
12/22	@ Phi												
12/29	WAS												
TOTALS			4 -14.3-1 TD					4 -26.-1 TD					

SCORING DRIVES

DATE	OPPONENT	O	TIME	PLAYS	YARDS	SCORING PLAY
9/8	N.Y. Giants	1	4:47	11	75	B. Jarwin: 28 pass from D. Prescott
		1	4:59	9	93	2: J. Witten: 4 pass from D. Prescott
		2	6:43	13	83	A. Cooper: 21 pass from D. Prescott
		3	1:11	3	75	R. Cobb: 25 pass from D. Prescott
		3	3:59	7	89	E. Elliott: 10 run
9/15	at Washington	2	3:34	7	97	D. Smith: 51 pass from D. Prescott
		2	4:23	11	83	J. Witten: 2 pass from D. Prescott
		3	5:02	9	75	A. Cooper: 10 pass from D. Prescott
		3	5:39	11	68	4: B. Maher: 25 FG
		4	5:57	10	54	E. Elliott: 2 run
9/22	Miami	1	2:53	8	53	B. Maher: 28 FG
		1	3:26	9	54	A. Cooper: 5 pass from D. Prescott
		3	2:32	5	75	A. Cooper: 19 pass from D. Prescott
		3	5:28	9	76	D. Prescott: 8 run
		4	1:42	5	60	T. Pollard: 16 run
9/29	at New Orleans	1	3:34	9	44	B. Maher: 28 FG
		3	5:44	11	84	E. Elliott: 1 run
10/6	Green Bay	3	3:39	11	57	B. Maher: 36 FG
		3	1:30	6	75	M. Gallup: 40 pass from D. Prescott
		3	1:27	5	70	4: E. Elliott: 2 run
		4	0:21	2	75	A. Cooper: 53 pass from D. Prescott
10/13	at N.Y. Jets	1	3:28	8	43	2: B. Maher: 50 FG
		2	0:27	5	31	B. Maher: 62 FG
		3	7:10	14	61	B. Maher: 32 FG
		4	4:51	11	84	E. Elliott: 5 run
		4	2:41	10	75	D. Prescott: 4 run
10/20	Philadelphia					
11/4	at N.Y. Giants					
11/10	Minnesota					
11/17	at Detroit					
11/24	at New England					
11/28	Buffalo					
12/5	at Chicago					
12/15	L.A. Rams					
12/22	at Philadelphia					
12/29	Washington					
AVG			3:44.12	8.4	69.6	

OPPONENTS SCORING DRIVES

DATE	OPPONENT	Q	TIME	PLAYS	YARDS	SCORING PLAY
9/8	N.Y. Giants	1	4:07	7	91	E. Engram: 1 pass from E. Manning
		3	4:01	11	75	A. Rosas: 28 FG
		4	2:25	6	75	W. Gallman Jr.: 2 run
9/15	at Washington	1	5:53	10	38	2: A. Peterson: 1 run
		3	5:28	11	75	P. Richardson Jr.: 9 pass from C. Keenum
		4	2:50	11	75	T. McLaurin: 1 pass from C. Keenum
9/22	Miami	1	5:04	10	72	J. Sanders: 22 FG
		2	4:45	10	49	J. Sanders: 33 FG
9/29	at New Orleans	1	5:13	9	52	2: W. Lutz: 40 FG
		2	4:45	7	27	W. Lutz: 42 FG
		2	1:30	8	43	W. Lutz: 19 FG
		3	9:06	15	67	4: W. Lutz: 26 FG
10/6	Green Bay	1	1:29	5	47	A. Jones: 18 run
		1	5:20	9	89	A. Jones: 3 run
		2	6:03	12	79	M. Crosby: 20 FG
		3	3:53	7	58	A. Jones: 5 run
		3	2:24	4	79	A. Jones: 1 run
10/13	at N.Y. Jets	4	2:14	4	9	M. Crosby: 38 FG
		1	7:54	14	83	L. Bell: 2 run
		2	0:12	1	92	R. Anderson: 92 pass from S. Darnold
		2	1:33	6	65	R. Griffin: 5 pass from S. Darnold
10/20	Philadelphia	4	3:06	7	57	S. Ficken: 38 FG
11/4	at N.Y. Giants					
11/10	Minnesota					
11/17	at Detroit					
11/24	at New England					
11/28	Buffalo					
12/5	at Chicago					
12/15	L.A. Rams					
12/22	at Philadelphia					
12/29	Washington					
AVG			4:03.41	8.4	63.5	

TURNOVER CHART

TAKEAWAYS					
DATE	OPPONENT	TAKEAWAY	QTR.	YD-LINE	RESULT
9/8	N.Y. Giants	D. Lawrence FR (D. Lawrence FF) C. Awuzie FR (L. Vander Esch FF)	3 4	DAL 11 DAL 38	TD EOG
9/15	at Washington	None			
9/22	Miami	D. Lawrence FR (J. Smith FF)	2	DAL 9	End of Half
9/29	at New Orleans	C. Awuzie INT (T. Bridgewater)	1	DAL 46	FG
10/6	Green Bay	None			
10/13	at N.Y. Jets	J. Lewis INT (S. Darnold)	3	DAL 6	Missed FG
10/20	Philadelphia				
11/4	at N.Y. Giants				
11/10	Minnesota				
11/17	at Detroit				
11/24	at New England				
11/28	Buffalo				
12/5	at Chicago				
12/15	L.A. Rams				
12/22	at Philadelphia				
12/29	Washington				

GIVEAWAYS					
DATE	OPPONENT	GIVEAWAY	QTR.	YD-LINE	RESULT
9/8	N.Y. Giants	None			
9/15	at Washington	D. Prescott INT (M. Nicholson)	1	WAS 39	TD
9/22	Miami	D. Prescott INT (B. McCain)	2	MIA 28	Punt
9/29	at New Orleans	J. Witten fumble (A. Klein FF; V. Bell FR) E. Elliott fumble (V. Bell FF; V. Bell FR) D. Prescott INT (M. Williams)	2 2 4	NO 47 DAL 44 NO 13	Punt FG EOG
10/6	Green Bay	D. Prescott INT (J. Alexander) D. Prescott INT (C. Sullivan) D. Prescott INT (K. King)	1 2 4	GB 16 GB 21 DAL 44	TD Punt FG
10/13	at N.Y. Jets	None			
10/20	Philadelphia				
11/4	at N.Y. Giants				
11/10	Minnesota				
11/17	at Detroit				
11/24	at New England				
11/28	Buffalo				
12/5	at Chicago				
12/15	L.A. Rams				
12/22	at Philadelphia				
12/29	Washington				

TURNOVERS		
Offense:	8 Giveaways 20 Points (2 TD, 2 FG)	Ratio -3 (5 takes, 8 gives)
Defense:	5 Takeaways 10 Points (1 TD, 1 FG)	
Special Teams:	0 Giveaway 0 Points (0 TD, 0 FG) 0 Takeaway 0 Points (0 TD, 0 FG)	Points Off Turnovers Ratio -10 (10 scored, 20 allowed)

TAKEAWAY/GIVEAWAY CHART

DATE	OPPONENT	+/- RATIO	COWBOYS TAKEAWAYS	POINTS OFF TAKEAWAYS	COWBOYS GIVEAWAYS	POINTS OFF GIVEAWAYS	POINTS OFF TO RATIO
9/8	N.Y. Giants	+2	2 (2 FUM, 0 INT)	7	0 (0 FUM, 0 INT)	0	+7
9/15	at Washington	-1	0 (0 FUM, 0 INT)	0	1 (0 FUM, 1 INT)	7	-7
9/22	Miami	0	1 (1 FUM, 0 INT)	0	1 (0 FUM, 1 INT)	0	0
9/29	at New Orleans	-2	1 (0 FUM, 1 INT)	3	3 (2 FUM, 1 INT)	3	0
10/6	Green Bay	-3	0 (0 FUM, 0 INT)	0	3 (0 FUM, 3 INT)	10	-10
10/13	at N.Y. Jets	+1	1 (0 FUM, 1 INT)	0	0 (0 FUM, 0 INT)	0	0
10/20	Philadelphia						
11/04	at N.Y. Giants						
11/10	Minnesota						
11/17	at Detroit						
11/24	at New England						
11/28	Buffalo						
12/05	at Chicago						
12/15	L.A. Rams						
12/22	at Philadelphia						
12/29	Washington						
TOTALS		-3	5 (3 FUM, 2 INT)	10	8 (2 FUM, 6 INT)	20	-10

FUMBLES/TAKEAWAYS/TURNOVERS/FIRST DOWNS

FUMBLES

Regular Season	
<u>Player</u>	<u>Fum-Lost</u>
Austin	1 - 0
Elliott	1 - 1
Witten	1 - 1
Total	3 - 2
Opponent	6 - 3

PLUS/MINUS TURNOVER RATIO

Regular Season			
			+/-
First Quarter	1 Takeaway	2 Takeaways	-1
Second Quarter	1 Takeaway	4 Takeaways	-3
First Half	2 Takeaways	6 Takeaways	-4
Third Quarter	2 Takeaways	0 Takeaways	2
Fourth Quarter	1 Takeaway	2 Takeaways	-1
Overtime	0 Takeaways	0 Takeaways	E
Second Half	3 Takeaways	2 Takeaways	1
Totals	5 Takeaways	8 Takeaways	-3

TAKE-AWAY BREAKDOWN

Regular Season									
TAKE-AWAYS				POINTS OFF TAKE-AWAYS					
	INTs	Fumbles	Total	TDs	FGs	Tot. Scores	Tot. Pts	Scoring Pct.	Pts./Take-away
Cowboys	2	3	5	1	1	2	10	40.0%	2.0
Opponents	6	2	8	2	2	4	20	50.0%	2.5

FIRST DOWNS EARNED

Total First Downs (First downs on third and fourth downs)

Regular Season				
<u>Player</u>	<u>Rushing</u>	<u>Receiving</u>	<u>Passing</u>	<u>Total</u>
Prescott	10 (4)		84 (21)	94 (25)
Elliott	29 (9)	7 (2)		36 (11)
Cooper		21 (5)		21 (5)
Gallup		18 (4)		18 (4)
Witten		12 (2)		12 (2)
Cobb		11 (4)		11 (4)
Pollard	10	1		11
Austin	1	4 (1)		5 (1)
D. Smith		4 (1)		4 (1)
Jarwin		4		4
C. Wilson		2 (2)		2 (2)
	50 (13)	84 (21)	84 (21)	218 --

Note - One awarded to the passer and receiver on a pass completion

THIRD DOWN EFFICIENCY

COWBOYS												
Date	Opponent	3rd & 1	3rd & 2	3rd & 3	3rd & 4	3rd & 5	3rd & 6	3rd & 7	3rd & 8	3rd & 9	3rd & 10+	Total
9/8	N.Y. Giants	0 / 0	0 / 0	0 / 0	3 / 3	0 / 2	1 / 1	0 / 1	1 / 1	0 / 0	1 / 2	6 / 10
9/15	at Washington	3 / 4	1 / 1	0 / 0	1 / 2	1 / 2	0 / 0	0 / 0	1 / 1	0 / 0	0 / 1	7 / 11
9/22	Miami	1 / 1	2 / 2	0 / 0	0 / 0	1 / 1	0 / 0	0 / 1	0 / 0	0 / 2	1 / 3	5 / 10
9/29	at New Orleans	0 / 0	2 / 4	0 / 0	0 / 1	0 / 1	0 / 0	0 / 0	0 / 1	0 / 1	2 / 3	4 / 11
10/6	Green Bay	1 / 1	0 / 0	1 / 1	0 / 2	0 / 1	0 / 0	0 / 1	0 / 0	0 / 0	0 / 2	2 / 8
10/13	at N.Y. Jets	3 / 4	3 / 4	1 / 1	0 / 1	0 / 1	0 / 0	0 / 0	1 / 1	2 / 3	0 / 2	10 / 17
10/20	Philadelphia											
11/4	at N.Y. Giants											
11/10	Minnesota											
11/17	at Detroit											
11/24	at New England											
11/28	Buffalo											
12/5	at Chicago											
12/15	L.A. Rams											
12/22	at Philadelphia											
12/29	Washington											
TOTALS		8 / 10	8 / 11	2 / 2	4 / 9	2 / 8	1 / 1	0 / 3	3 / 4	2 / 6	4 / 13	34 / 67
		80.0%	72.7%	100.0%	44.4%	25.0%	100.0%	0.0%	75.0%	33.3%	30.8%	50.7%
		3RD & 1-3: 18 / 23 = 78.3%			3RD & 4-6: 7 / 18 = 38.9%			3RD & 7-10+: 9 / 26 = 34.6%				

THIRD DOWN EFFICIENCY - OPPONENTS

OPPONENT												
Date	Opponent	3rd & 1	3rd & 2	3rd & 3	3rd & 4	3rd & 5	3rd & 6	3rd & 7	3rd & 8	3rd & 9	3rd & 10+	Total
9/8	N.Y. Giants	1 / 2	0 / 1	1 / 1	0 / 1	0 / 1	0 / 0	0 / 0	0 / 1	0 / 1	0 / 3	2 / 11
9/15	at Washington	0 / 0	1 / 1	0 / 3	0 / 1	0 / 0	0 / 0	0 / 0	1 / 1	0 / 0	0 / 3	2 / 9
9/22	Miami	0 / 0	1 / 2	1 / 3	1 / 3	0 / 1	0 / 2	0 / 0	0 / 1	0 / 0	0 / 3	3 / 15
9/29	at New Orleans	4 / 4	0 / 1	0 / 0	1 / 1	0 / 0	0 / 1	0 / 2	0 / 1	1 / 1	0 / 3	6 / 14
10/6	Green Bay	0 / 0	1 / 2	0 / 0	1 / 1	0 / 0	0 / 0	1 / 2	0 / 0	0 / 0	0 / 7	3 / 12
10/13	at N.Y. Jets	0 / 0	0 / 0	1 / 1	1 / 2	0 / 1	0 / 0	0 / 1	0 / 0	0 / 1	0 / 4	2 / 10
10/20	Philadelphia											
11/4	at N.Y. Giants											
11/10	Minnesota											
11/17	at Detroit											
11/24	at New England											
11/28	Buffalo											
12/5	at Chicago											
12/15	L.A. Rams											
12/22	at Philadelphia											
12/29	Washington											
TOTALS		5 / 6	3 / 7	3 / 8	4 / 9	0 / 3	0 / 3	1 / 5	1 / 4	1 / 3	0 / 23	18 / 71
		83.3%	42.9%	37.5%	44.4%	0.0%	0.0%	20.0%	25.0%	33.3%	0.0%	25.4%
		3RD & 1-3: 11 / 21 = 52.4%			3RD & 4-6: 4 / 15 = 26.7%			3RD & 7-10+: 3 / 35 = 8.6%				

FOURTH DOWN EFFICIENCY

COWBOYS								OPPONENT					
Date	Opponent	4th & 1	4th & 2	4th & 3	4th & 4	4th & 5+	Total	4th & 1	4th & 2	4th & 3	4th & 4	4th & 5+	Total
9/8	N.Y. Giants	0 / 0	0 / 0	0 / 0	0 / 0	0 / 0	0 / 0	0 / 1	0 / 0	0 / 0	0 / 0	1 / 2	1 / 3
9/15	at Washington	0 / 0	0 / 0	0 / 0	0 / 0	0 / 0	0 / 0	0 / 0	0 / 0	0 / 1	1 / 1	1 / 1	2 / 3
9/22	Miami	0 / 0	0 / 0	0 / 0	0 / 0	0 / 0	0 / 0	0 / 0	0 / 1	0 / 0	0 / 0	1 / 2	1 / 3
9/29	at New Orleans	0 / 1	0 / 0	0 / 0	0 / 0	0 / 0	0 / 1	0 / 0	0 / 0	0 / 0	0 / 0	0 / 0	0 / 0
10/6	Green Bay	0 / 0	0 / 0	0 / 0	0 / 0	0 / 0	0 / 0	0 / 0	0 / 0	0 / 0	0 / 0	0 / 0	0 / 0
10/13	at N.Y. Jets	0 / 0	0 / 1	0 / 0	0 / 0	0 / 0	0 / 1	0 / 0	0 / 0	0 / 0	0 / 0	0 / 0	0 / 0
10/20	Philadelphia												
11/4	at N.Y. Giants												
11/10	Minnesota												
11/17	at Detroit												
11/24	at New England												
11/28	Buffalo												
12/5	at Chicago												
12/15	L.A. Rams												
12/22	at Philadelphia												
12/29	Washington												
TOTALS		0 / 1	0 / 1	0 / 0	0 / 0	0 / 0	0 / 2	0 / 1	0 / 1	0 / 1	1 / 1	3 / 5	4 / 9
		0.0%	0.0%	0.0%	0.0%	0.0%	0.0%	0.0%	0.0%	0.0%	100.0%	60.0%	44.4%

TIME, PENALTIES, QB DRIVES

TIME SPENT

	Opponent	Time Tied	Pct Tied	Time Lead	Pct Lead	Time Behind	Pct Behind	Tot Time
9/8	N.Y. GIANTS	14:54	24.8	40:19	67.2	4:47	8.0	60:00
9/15	@ Washington	21:46	36.3	30:09	50.3	8:05	13.5	60:00
9/22	MIAMI	4:53	8.1	55:07	91.9	0:00	0.0	60:00
9/29	@ New Orleans	16:05	26.8	14:19	23.9	29:36	49.3	60:00
10/6	GREEN BAY	6:03	10.1	0:00	0.0	53:57	89.9	60:00
10/13	@ N.Y. Jets	11:36	19.3	0:00	0.0	48:24	80.7	60:00
10/20	PHILADELPHIA							
11/4	@ N.Y. Giants							
11/10	MINNESOTA							
11/17	@ Detroit							
11/24	@ New England							
11/28	BUFFALO							
12/5	@ Chicago							
12/15	LA RAMS							
12/22	@ Philadelphia							
12/29	WASHINGTON							
Total Average		75:17	20.9	139:54	38.9	144:49	40.2	360:00
Average/Game			12:33		23:19		24:08	

PENALTY BREAKDOWN

	DALLAS								OPPONENT							
	Off. Pen	Pen. Yds	Def. Pen.	Pen. Yds	Spec. Pen.	Tms Yds	Tot Pen	Tot. Yds.	Off. Pen	Pen. Yds	Def. Pen.	Pen. Yds	Spec. Pen.	Tms Yds	Tot Pen	Tot. Yds.
N.Y. GIANTS	5	45	1	2	0	0	6	47	4	35	2	10	2	25	8	70
@ Washington	3	25	4	40	1	2	8	67	4	35	2	9	0	0	6	44
MIAMI	4	40	2	31	2	29	8	100	1	5	3	25	1	5	5	35
@ New Orleans	2	20	3	34	1	10	6	64	6	55	3	25	0	0	9	80
GREEN BAY	5	45	4	64	2	15	11	124	5	40	4	38	0	0	9	78
@ N.Y. Jets	4	35	5	33	0	0	9	68	3	30	4	65	1	10	8	105
PHILADELPHIA																
@ N.Y. Giants																
MINNESOTA																
@ Detroit																
@ New England																
BUFFALO																
@ Chicago																
LA RAMS																
@ Philadelphia																
WASHINGTON																
Totals	23	210	19	204	6	56	48	470	23	200	18	172	4	40	45	412

QUARTERBACK DRIVE CHART

	Tot. Drives	TD	FG	Miss FG	Blk FG	Punt	Blk Punt	Downs	Fum	Int	Safety	Game/ Half	Tot Pts.	Score Pct	Pts/ Poss
D. Prescott	62	19	7	4	0	18	0	1	2	6	0	5	153	41.9	2.5
C. Rush	1	0	0	0	0	1	0	0	0	0	0	0	0	0.0	0.0
Cowboys Tot.	63	19	7	4	0	19	0	1	2	6	0	5	153	41.3	2.4
Opp. Totals	62	12	10	1	0	27	0	4	3	2	0	3	114	35.5	1.8

Italics include 2-pt conversion

DRIVE EFFICIENCY

COWBOYS

DATE	OPPONENT	POSS	TD	PAT	2-PT	M-2PT	FG	FGA	MFG	BK-FG	PUNT	INT	FUM	SAF	DWNS	HF	GM	PTS	TD%	SCORE%	PTS/POSS
9/8	N.Y. Giants	10	5	5	0	0	0	0	0	0	4	0	0	0	0	0	1	35	50.0	50.0	3.5
9/15	at Washington	9	4	4	0	0	1	1	0	0	2	1	0	0	0	0	1	31	44.4	55.6	3.4
9/22	Miami	12	4	4	0	0	1	2	1	0	3	1	0	0	0	1	1	31	33.3	41.7	2.6
9/29	at New Orleans	9	1	1	0	0	1	1	0	0	4	1	2	0	0	0	0	10	11.1	22.2	1.1
10/6	Green Bay	13	3	3	0	0	1	3	2	0	3	3	0	0	0	1	0	24	23.1	30.8	1.8
10/13	at N.Y. Jets	10	2	1	1	0	3	4	1	0	3	0	0	0	1	0	0	22	20.0	50.0	2.2
10/20	Philadelphia																				
11/4	at N.Y. Giants																				
11/10	Minnesota																				
11/17	at Detroit																				
11/24	at New England																				
11/28	Buffalo																				
12/5	at Chicago																				
12/15	L.A. Rams																				
12/22	at Philadelphia																				
12/29	Washington																				
2019 TOTALS:		63	19	18	1	0	7	11	4	0	19	6	2	0	1	2	3	153	30.2	41.3	2.4

OPPONENT

DATE	OPPONENT	POSS	TD	PAT	2-PT	M-2PT	FG	FGA	MFG	BK-FG	PUNT	INT	FUM	SAF	DWNS	HF	GM	PTS	TD%	SCORE%	PTS/POSS
9/8	N.Y. Giants	10	2	2	0	0	1	1	0	0	4	0	2	0	1	0	0	17	20.0	30.0	1.7
9/15	at Washington	9	3	3	0	0	0	0	0	0	4	0	0	0	1	1	0	21	33.3	33.3	2.3
9/22	Miami	11	0	0	0	0	2	3	1	0	5	0	1	0	2	0	0	6	0.0	18.2	0.5
9/29	at New Orleans	9	0	0	0	0	4	4	0	0	4	1	0	0	0	0	0	12	0.0	44.4	1.3
10/6	Green Bay	13	4	4	0	0	2	2	0	0	6	0	0	0	0	0	1	34	30.8	46.2	2.6
10/13	at N.Y. Jets	10	3	3	0	0	1	1	0	0	4	1	0	0	0	0	1	24	30.0	40.0	2.4
10/20	Philadelphia																				
11/4	at N.Y. Giants																				
11/10	Minnesota																				
11/17	at Detroit																				
11/24	at New England																				
11/28	Buffalo																				
12/5	at Chicago																				
12/15	L.A. Rams																				
12/22	at Philadelphia																				
12/29	Washington																				
2019 TOTALS:		62	12	12	0	0	10	11	1	0	27	2	3	0	4	1	2	114	19.4	35.5	1.8

OPENING DRIVES, SCORING DRIVES

OPENING DRIVES

DALLAS COWBOYS									OPPONENTS								
Opponent	FIRST HALF				SECOND HALF				Plays	FIRST HALF			Plays	SECOND HALF			
	Plays	Yards	Time	Result	Plays	Yards	Time	Result		Plays	Yards	Time		Result			
N.Y. GIANTS	6	29	2:47	Punt	3	75	1:11	TD	7	89	4:07	TD	11	75	4:01	FG	
@ Washington	3	6	1:32	Punt	9	85	5:02	TD	5	17	2:25	Punt	11	70	5:28	TD	
MIAMI	8	53	2:53	FG	5	75	2:32	TD	7	46	1:40	Miss FG	5	7	3:30	Punt	
@ New Orleans	6	26	3:03	Punt	11	79	5:44	TD	6	33	3:15	Int	3	9	1:29	Punt	
GREEN BAY	4	37	2:05	INT	5	16	1:34	Punt	6	26	2:29	Punt	7	58	3:53	TD	
@ N.Y. Jets	3	5	1:22	Punt	14	61	7:10	FG	4	18	2:20	Punt	9	64	5:19	INT	
PHILADELPHIA																	
@ N.Y. Giants																	
MINNESOTA																	
@ Detroit																	
@ New England																	
BUFFALO																	
@ Chicago																	
LA RAMS																	
@ Philadelphia																	
WASHINGTON																	

SCORING DRIVE LENGTH

	DALLAS																																																																																																																																																																																																																																																																																																																																																																																																																																																																																																																																																																																																																																																																																																																																																																																																																																																																																																																																																																																																																																																																																																																																																																																													
Opponent	<10 Yards			10-19 Yards			20-29 Yards			30-39 Yards			40-49 Yards			50-59 Yards			60-69 Yards			70-79 Yards			80-89 Yards			90+ Yards			TOTAL																																																																																																																																																																																																																																																																																																																																																																																																																																																																																																																																																																																																																																																																																																																																																																																																																																																																																																																																																																																																																																																																																																																																																															
	TD	FG	Tot	TD	FG	Tot	TD	FG	Tot	TD	FG	Tot	TD	FG	Tot	TD	FG	Tot	TD	FG	Tot	TD	FG	Tot	TD	FG	Tot	TD	FG	Tot																																																																																																																																																																																																																																																																																																																																																																																																																																																																																																																																																																																																																																																																																																																																																																																																																																																																																																																																																																																																																																																																																																																																																																
N.Y. GIANTS	0	-	0	-	0	-	0	-	0	-	0	-	0	-	0	-	0	-	0	-	0	-	0	-	0	-	0	-	0	-	0	-	0	-	0	-	0	-	0	-	0	-	0	-	0	-	0	-	0	-	0	-	0	-	0	-	0	-	0	-	0	-	0	-	0	-	0	-	0	-	0	-	0	-	0	-	0	-	0	-	0	-	0	-	0	-	0	-	0	-	0	-	0	-	0	-	0	-	0	-	0	-	0	-	0	-	0	-	0	-	0	-	0	-	0	-	0	-	0	-	0	-	0	-	0	-	0	-	0	-	0	-	0	-	0	-	0	-	0	-	0	-	0	-	0	-	0	-	0	-	0	-	0	-	0	-	0	-	0	-	0	-	0	-	0	-	0	-	0	-	0	-	0	-	0	-	0	-	0	-	0	-	0	-	0	-	0	-	0	-	0	-	0	-	0	-	0	-	0	-	0	-	0	-	0	-	0	-	0	-	0	-	0	-	0	-	0	-	0	-	0	-	0	-	0	-	0	-	0	-	0	-	0	-	0	-	0	-	0	-	0	-	0	-	0	-	0	-	0	-	0	-	0	-	0	-	0	-	0	-	0	-	0	-	0	-	0	-	0	-	0	-	0	-	0	-	0	-	0	-	0	-	0	-	0	-	0	-	0	-	0	-	0	-	0	-	0	-	0	-	0	-	0	-	0	-	0	-	0	-	0	-	0	-	0	-	0	-	0	-	0	-	0	-	0	-	0	-	0	-	0	-	0	-	0	-	0	-	0	-	0	-	0	-	0	-	0	-	0	-	0	-	0	-	0	-	0	-	0	-	0	-	0	-	0	-	0	-	0	-	0	-	0	-	0	-	0	-	0	-	0	-	0	-	0	-	0	-	0	-	0	-	0	-	0	-	0	-	0	-	0	-	0	-	0	-	0	-	0	-	0	-	0	-	0	-	0	-	0	-	0	-	0	-	0	-	0	-	0	-	0	-	0	-	0	-	0	-	0	-	0	-	0	-	0	-	0	-	0	-	0	-	0	-	0	-	0	-	0	-	0	-	0	-	0	-	0	-	0	-	0	-	0	-	0	-	0	-	0	-	0	-	0	-	0	-	0	-	0	-	0	-	0	-	0	-	0	-	0	-	0	-	0	-	0	-	0	-	0	-	0	-	0	-	0	-	0	-	0	-	0	-	0	-	0	-	0	-	0	-	0	-	0	-	0	-	0	-	0	-	0	-	0	-	0	-	0	-	0	-	0	-	0	-	0	-	0	-	0	-	0	-	0	-	0	-	0	-	0	-	0	-	0	-	0	-	0	-	0	-	0	-	0	-	0	-	0	-	0	-	0	-	0	-	0	-	0	-	0	-	0	-	0	-	0	-	0	-	0	-	0	-	0	-	0	-	0	-	0	-	0	-	0	-	0	-	0	-	0	-	0	-	0	-	0	-	0	-	0	-	0	-	0	-	0	-	0	-	0	-	0	-	0	-	0	-	0	-	0	-	0	-	0	-	0	-	0	-	0	-	0	-	0	-	0	-	0	-	0	-	0	-	0	-	0	-	0	-	0	-	0	-	0	-	0	-	0	-	0	-	0	-	0	-	0	-	0	-	0	-	0	-	0	-	0	-	0	-	0	-	0	-	0	-	0	-	0	-	0	-	0	-	0	-	0	-	0	-	0	-	0	-	0	-	0	-	0	-	0	-	0	-	0	-	0	-	0	-	0	-	0	-	0	-	0	-	0	-	0	-	0	-	0	-	0	-	0	-	0	-	0	-	0	-	0	-	0	-	0	-	0	-	0	-	0	-	0	-	0	-	0	-	0	-	0	-	0	-	0	-	0	-	0	-	0	-	0	-	0	-	0	-	0	-	0	-	0	-	0	-	0	-	0	-	0	-	0	-	0	-	0	-	0	-	0	-	0	-	0	-	0	-	0	-	0	-	0	-	0	-	0	-	0	-	0	-	0	-	0	-	0	-	0	-	0	-	0	-	0	-	0	-	0	-	0	-	0	-	0	-	0	-	0	-	0	-	0	-	0	-	0	-	0	-	0	-	0	-	0	-	0	-	0	-	0	-	0	-	0	-	0	-	0	-	0	-	0	-	0	-	0	-	0	-	0	-	0	-	0	-	0	-	0	-	0	-	0	-	0	-	0	-	0	-	0	-	0	-	0	-	0	-	0	-	0	-	0	-	0	-	0	-	0	-	0	-	0	-	0	-	0	-	0	-	0	-	0	-	0	-	0	-	0	-	0	-	0	-	0	-	0	-	0	-	0	-	0	-	0	-	0	-	0	-	0	-	0	-	0	-	0	-	0	-	0	-	0	-	0	-	0	-	0	-	0	-	0	-	0	-	0	-	0	-	0	-	0	-	0	-	0	-	0	-	0	-	0	-	0	-	0	-	0	-	0	-	0	-	0	-	0	-	0	-	0	-	0	-	0	-	0	-	0	-	0	-	0	-	0	-	0	-	0	-	0	-	0	-	0	-	0	-	0	-	0	-	0	-	0	-	0	-	0	-	0	-	0	-	0	-	0	-	0	-	0	-	0	-	0	-	0	-	0	-	0	-	0	-	0	-	0	-	0	-	0	-	0	-	0	-

	OPPONENTS																																
Opponent	<10 Yards			10-19 Yards			20-29 Yards			30-39 Yards			40-49 Yards			50-59 Yards			60-69 Yards			70-79 Yards			80-89 Yards			90+ Yards			TOTAL		
	TD	FG	Tot	TD	FG	Tot	TD	FG	Tot	TD	FG	Tot	TD	FG	Tot	TD	FG	Tot	TD	FG	Tot	TD	FG	Tot	TD	FG	Tot	TD	FG	Tot			
N.Y. GIANTS	0	-	0	-	0	-	0	-	0	-	0	-	0	-	0	-	0	-	0	-	0	-	0	-	0	-	0	-	0	-	0		
@ Washington	0	-	0	-	0	-	0	-	0	-	0	-	0	-	0	-	0	-	0	-	0	-	0	-	0	-	0	-	0	-	0		
MIAMI	0	-	0	-	0	-	0	-	0	-	0	-	0	-	0	-	0	-	0	-	0	-	0	-	0	-	0	-	0	-	0		
@ New Orleans	0	-	0	-	0	-	0	-	0	-	0	-	0	-	0	-	0	-	0	-	0	-	0	-	0	-	0	-	0	-	0		
GREEN BAY	0	-	1	-	1	-	0	-	0	-	0	-	0	-	0	-	0	-	0	-	0	-	0	-	0	-	0	-	0	-	0		
@ N.Y. Jets	0	-	0	-	0	-	0	-	0	-	0	-	0	-	0	-	0	-	0	-	0	-	0	-	0	-	0	-	0	-	0		
PHILADELPHIA																																	
@ N.Y. Giants																																	
MINNESOTA																																	
@ Detroit																																	
@ New England																																	
BUFFALO																																	
@ Chicago																																	
LA RAMS																																	
@ Philadelphia																																	
WASHINGTON																																	
TOTALS	0	-	1	-	1	-	0	-	0	-	0	-	1	-	0	-	1	-	2	-	3	-	1	-	2	-	3	-	1	-	10	-	22

INSIDE THE 20

COWBOYS																		
Date	Opponent	Pos	TD	PAT	2-Pt.	Miss	Blk/				Fum	Dwns	Half	Game	Pts	TD%	Score	Pts/
						PAT	FG	FGA	MFG	INT							Pct.	Poss
9/8	N.Y. Giants	2	2	2	0	0	0	0	0	0	0	0	0	0	14	100.0	100.0	7.0
9/15	at Washington	4	3	3	0	0	1	1	0	0	0	0	0	0	24	75.0	100.0	6.0
9/22	Miami	5	4	4	0	0	1	1	0	0	0	0	0	0	31	80.0	100.0	6.2
9/29	at New Orleans	2	1	1	0	0	1	1	0	0	0	0	0	0	10	50.0	100.0	5.0
10/6	Green Bay	3	1	1	0	0	1	2	1	0	0	0	0	0	10	33.3	66.7	3.3
10/13	at N.Y. Jets	4	2	1	0	0	1	1	0	0	0	1	0	0	16	50.0	75.0	4.0
10/20	Philadelphia																	
11/4	at N.Y. Giants																	
11/10	Minnesota																	
11/17	at Detroit																	
11/24	at New England																	
11/28	Buffalo																	
12/5	at Chicago																	
12/15	L.A. Rams																	
12/22	at Philadelphia																	
12/29	Washington																	
	TOTALS	20	13	12	0	0	5	6	1	0	0	1	0	0	105	65.0	90.0	5.3

OPPONENTS INSIDE THE 20

OPPONENT																		
Date	Opponent	Pos	TD	PAT	2-Pt.	Miss	FG	FGA	Blk/	INT	Fum	Dwns	Half	Game	Pts	TD%	Score	Pts/
						PAT			MFG								Pct.	Poss
9/8	N.Y. Giants	4	2	2	0	0	1	1	0	0	1	0	0	0	17	50.0	75.0	4.3
9/15	at Washington	3	3	3	0	0	0	0	0	0	0	0	0	0	21	100.0	100.0	7.0
9/22	Miami	3	0	0	0	0	2	2	0	0	1	0	0	0	6	0.0	66.7	2.0
9/29	at New Orleans	4	0	0	0	0	4	4	0	0	0	0	0	0	12	0.0	100.0	3.0
10/6	Green Bay	5	4	4	0	0	1	1	0	0	0	0	0	0	31	80.0	100.0	6.2
10/13	at N.Y. Jets	3	2	2	0	0	0	0	0	1	0	0	0	0	14	66.7	66.7	4.7
10/20	Philadelphia																	
11/4	at N.Y. Giants																	
11/10	Minnesota																	
11/17	at Detroit																	
11/24	at New England																	
11/28	Buffalo																	
12/5	at Chicago																	
12/15	L.A. Rams																	
12/22	at Philadelphia																	
12/29	Washington																	
TOTALS		22	11	11	0	0	8	8	0	1	2	0	0	0	101	50.0	86.4	4.6

GOAL TO GO SITUATIONS

COWBOYS																		
Date	Opponent	Pos	TD	PAT	2-Pt.	Miss	Blk/		INT	Fum	Dwns	Half	Game	Pts	TD%	Score	Pts/	Poss
						PAT	FG	FGA								Pct.	Poss	
9/8	N.Y. Giants	1	1	1	0	0	0	0	0	0	0	0	0	7	100.0	100.0	7.0	
9/15	at Washington	3	2	2	0	0	1	1	0	0	0	0	0	17	66.7	100.0	5.7	
9/22	Miami	2	2	2	0	0	0	0	0	0	0	0	0	14	100.0	100.0	7.0	
9/29	at New Orleans	1	1	1	0	0	0	0	0	0	0	0	0	7	100.0	100.0	7.0	
10/6	Green Bay	2	1	1	0	0	1	1	0	0	0	0	0	10	50.0	100.0	5.0	
10/13	at N.Y. Jets	2	1	0	0	0	1	1	0	0	0	0	0	9	50.0	100.0	4.5	
10/20	Philadelphia																	
11/4	at N.Y. Giants																	
11/10	Minnesota																	
11/17	at Detroit																	
11/24	at New England																	
11/28	Buffalo																	
12/5	at Chicago																	
12/15	L.A. Rams																	
12/22	at Philadelphia																	
12/29	Washington																	
TOTALS		11	8	7	0	0	3	3	0	0	0	0	0	64	72.7	100.0	5.8	

OPPONENTS GOAL TO GO SITUATIONS

OPPONENT																		
Date	Opponent	Pos	TD	PAT	2-Pt.	Miss	FG	FGA	Blk/	INT	Fum	Dwns	Half	Game	Pts	TD%	Score	Pts/
						PAT			MFG								Pct.	Poss
9/8	N.Y. Giants	2	2	2	0	0	0	0	0	0	0	0	0	0	14	100.0	100.0	7.0
9/15	at Washington	3	3	3	0	0	0	0	0	0	0	0	0	0	21	100.0	100.0	7.0
9/22	Miami	2	0	0	0	0	1	1	0	0	1	0	0	0	3	0.0	50.0	1.5
9/29	at New Orleans	1	0	0	0	0	1	1	0	0	0	0	0	0	3	0.0	100.0	3.0
10/6	Green Bay	4	3	3	0	0	1	1	0	0	0	0	0	0	24	75.0	100.0	6.0
10/13	at N.Y. Jets	2	2	2	0	0	0	0	0	0	0	0	0	0	14	100.0	100.0	7.0
10/20	Philadelphia																	
11/4	at N.Y. Giants																	
11/10	Minnesota																	
11/17	at Detroit																	
11/24	at New England																	
11/28	Buffalo																	
12/5	at Chicago																	
12/15	L.A. Rams																	
12/22	at Philadelphia																	
12/29	Washington																	
TOTALS		14	10	10	0	0	3	3	0	0	1	0	0	0	79	71.4	92.9	5.6

RUSHES/COMPLETIONS CHART

2019 REGULAR SEASON COWBOYS ADVANCES

DATE	OPPONENT	RUSHES	COMPLETIONS	ADVANCES	OUTCOME
9/8	N.Y. Giants	30	25	55	W 35-17
9/15	at Washington	34	26	60	W 31-21
9/22	Miami	34	19	53	W 31-6
9/29	at New Orleans	20	22	42	L 12-10
10/6	Green Bay	21	27	48	L 34-24
10/13	at N.Y. Jets	34	28	62	L 24-22
10/20	Philadelphia				
11/4	at N.Y. Giants				
11/10	Minnesota				
11/17	at Detroit				
11/24	at New England				
11/28	Buffalo				
12/5	at Chicago				
12/15	L.A. Rams				
12/22	at Philadelphia				
12/29	Washington				
TOTALS		173	147	320	

2019 REGULAR SEASON OPPONENT ADVANCES

DATE	OPPONENT	RUSHES	COMPLETIONS	ADVANCES	OUTCOME
9/8	N.Y. Giants	17	33	50	W 35-17
9/15	at Washington	17	26	43	W 31-21
9/22	Miami	24	20	44	W 31-6
9/29	at New Orleans	27	23	50	L 12-10
10/6	Green Bay	29	22	51	L 34-24
10/13	at N.Y. Jets	20	23	43	L 24-22
10/20	Philadelphia				
11/4	at N.Y. Giants				
11/10	Minnesota				
11/17	at Detroit				
11/24	at New England				
11/28	Buffalo				
12/5	at Chicago				
12/15	L.A. Rams				
12/22	at Philadelphia				
12/29	Washington				
TOTALS		134	147	281	

COWBOYS RECORD WHEN:

Having 45 or more advances	3 - 2
Having 50 or more advances	3 - 1
Having less than 45 advances	0 - 1
Having less than 50 advances	0 - 2
Allowing 45 or more advances	1 - 2
Allowing 50 or more advances	1 - 2
Allowing less than 45 advances	2 - 1
Allowing less than 50 advances	2 - 1

NOTE: Advances equal to all rushing attempts plus completions.

QUARTER BY QUARTER ANALYSIS

DALLAS										OPPONENT														
1st Quarter																								
	Pts	Yds	Rush	Pass	1st Dwns	3rd Down			TOP	Penalties			Pts	Yds	Rush	Pass	1st Dwns	3rd Down			TOP	Penalties		
						Md	Att	Pct		No.	Yds								Md	Att	Pct		No.	Yds
NYG	7	116	18	98	6	2	3	66.7%	7:52	2	12		7	128	76	52	7	0	1	0.0%	7:08	1	10	
@ Was	0	39	20	19	1	1	3	33.3%	5:04	0	0		0	81	26	55	4	2	4	50.0%	9:56	2	20	
MIA	10	130	36	94	7	3	4	75.0%	7:12	1	10		3	120	10	110	5	1	4	25.0%	7:48	1	5	
@ NO	3	55	22	33	5	1	3	33.3%	6:37	0	0		0	80	47	33	5	1	3	33.3%	8:23	1	15	
GB	0	91	30	61	4	0	1	0.0%	5:42	2	15		14	152	46	106	8	0	1	0.0%	9:18	2	15	
@ NYJ	0	53	24	29	2	1	3	33.3%	4:46	5	3		7	73	18	55	8	2	4	50.0%	10:14	1	10	
PHI																								
@ NYG																								
MIN																								
@ Det																								
@ NE																								
BUF																								
@ Chi																								
LAR																								
@ Phi																								
WAS																								
Totals	20	484	150	334	25	8	17	47.1%	6:12	10	40		31	634	223	411	37	6	17	35.3%	8:48	8	75	

2nd Quarter																								
	Pts	Yds	Rush	Pass	1st Dwns	3rd Down			TOP	Penalties			Pts	Yds	Rush	Pass	1st Dwns	3rd Down			TOP	Penalties		
						Md	Att	Pct		No.	Yds								Md	Att	Pct		No.	Yds
NYG	14	189	21	158	11	3	3	100.0%	11:24	3	25		0	53	3	50	3	0	2	0.0%	3:36	3	15	
@ Was	14	168	85	83	10	2	3	66.7%	9:23	3	22		7	10	16	-6	3	0	2	0.0%	5:37	3	19	
MIA	0	74	62	12	5	1	3	33.3%	6:37	3	36		3	98	23	75	7	2	4	50.0%	8:23	0	0	
@ NO	0	59	11	48	1	1	4	25.0%	6:12	2	24		9	77	3	74	5	0	2	0.0%	8:48	2	20	
GB	0	124	64	60	7	1	3	33.3%	7:04	2	25		3	66	34	32	5	1	4	25.0%	7:56	1	10	
@ NYJ	6	109	13	96	4	3	6	50.0%	9:13	0	0		14	174	16	158	5	0	2	0.0%	5:47	2	20	
PHI																								
@ NYG																								
MIN																								
@ Det																								
@ NE																								
BUF																								
@ Chi																								
LAR																								
@ Phi																								
WAS																								
Totals	34	723	256	457	38	11	22	50.0%	8:19	13	132		36	478	95	383	28	3	16	18.8%	6:41	11	84	

3rd Quarter																								
	Pts	Yds	Rush	Pass	1st Dwns	3rd Down			TOP	Penalties			Pts	Yds	Rush	Pass	1st Dwns	3rd Down			TOP	Penalties		
						Md	Att	Pct		No.	Yds								Md	Att	Pct		No.	Yds
NYG	14	164	27	137	5	1	1	100.0%	5:10	0	0		3	159	37	122	7	2	5	40.0%	9:50	2	20	
@ Was	7	160	50	110	8	1	1	100.0%	9:32	4	30		7	70	1	69	5	0	1	0.0%	5:28	0	0	
MIA	14	170	38	132	9	0	1	0.0%	9:51	1	10		0	14	10	4	1	0	2	0.0%	5:09	1	5	
@ NO	7	79	6	73	6	0	0	0.0%	5:44	1	5		0	68	38	30	5	2	3	66.7%	9:16	1	5	
GB	10	202	7	195	9	1	3	33.3%	7:02	4	69		14	103	21	82	8	2	3	66.7%	7:58	1	10	
@ NYJ	3	122	64	58	7	2	3	66.7%	9:41	1	10		0	74	17	57	4	1	3	33.3%	5:19	1	10	
PHI																								
@ NYG																								
MIN																								
@ Det																								
@ NE																								
BUF																								
@ Chi																								
LAR																								
@ Phi																								
WAS																								
Totals	55	897	192	705	44	5	9	55.6%	7:50	11	124		24	488	124	364	30	7	17	41.2%	7:10	6	50	

4th Quarter/OT																								
	Pts	Yds	Rush	Pass	1st Dwns	3rd Down			TOP	Penalties			Pts	Yds	Rush	Pass	1st Dwns	3rd Down			TOP	Penalties		
						Md	Att	Pct		No.	Yds								Md	Att	Pct		No.	Yds
NYG	0	25	13	12	1	0	3	0.0%	7:52	1	10		7	130	35	95	8	0	3	0.0%	7:08	2	25	
@ Was	10	107	58	49	6	3	4	75.0%	9:23	1	15		7	94	4	90	7	0	2	0.0%	5:37	1	5	
MIA	7	102	99	3	7	1	2	50.0%	7:16	3	44		0	51	29	22	4	0	5	0.0%	7:44	3	25	
@ NO	0	64	6	58	3	2	4	50.0%	5:23	2	20		3	41	29	12	3	3	6	50.0%	9:37	2	15	
GB	14	146	21	125	12	0	1	0.0%	3:29	3	15		3	14	19	-5	3	0	4	0.0%	11:31	5	43	
@ NYJ	13	114	28	86	13	2	7	28.6%	8:23	3	25		3	61	5	56	3	0	3	0.0%	6:37	4	65	
PHI																								
@ NYG																								
MIN																								
@ Det																								
@ NE																								
BUF																								
@ Chi																								
LAR																								
@ Phi																								
WAS																								
Totals	44	558	225	333	42	8	21	38.1%	6:58	13	129		23	391	121	270	28	3	23	13.0%	8:02	17	178	

HALF BY HALF ANALYSIS

DALLAS

OPPONENT

1st Half

	Pts	Yds	Rush	Pass	1st Dwns	3rd Down			TOP	Penalties		Pts	Yds	Rush	Pass	1st Dwns	3rd Down			TOP	Penalties	
						Md	Att	Pct		No.	Yds						Md	Att	Pct		No.	Yds
NYG	21	305	39	256	17	5	6	83.3%	19:16	5	37	7	181	79	102	10	0	3	0.0%	10:44	4	25
@ Was	14	207	105	102	11	3	6	50.0%	14:27	3	22	7	91	42	49	7	2	6	33.3%	15:33	5	39
MIA	10	204	98	106	12	4	7	57.1%	13:49	4	46	6	218	33	185	12	3	8	37.5%	16:11	1	5
@ NO	3	114	33	81	6	2	7	28.6%	12:49	2	24	9	157	50	107	10	1	5	20.0%	17:11	3	35
GB	0	215	94	121	11	1	4	25.0%	12:46	4	40	17	218	80	138	13	1	5	20.0%	17:14	3	25
@ NYJ	6	162	37	125	6	4	9	44.4%	14:31	5	3	21	247	34	213	13	2	6	33.3%	15:29	3	30
PHI																						
@ NYG																						
MIN																						
@ Det																						
@ NE																						
BUF																						
@ Chi																						
LAR																						
@ Phi																						
WAS																						
Totals	54	1207	406	791	63	19	39	48.7	14:36	23	172	67	1112	318	794	65	9	33	27.3	15:24	19	159

2nd Half/OT

	Pts	Yds	Rush	Pass	1st Dwns	3rd Down			TOP	Penalties		Pts	Yds	Rush	Pass	1st Dwns	3rd Down			TOP	Penalties	
						Md	Att	Pct		No.	Yds						Md	Att	Pct		No.	Yds
NYG	14	189	40	149	6	1	4	25.0%	13:02	1	10	10	289	72	217	15	2	8	25.0%	16:58	4	45
@ Was	17	267	108	159	14	4	5	80.0%	18:55	5	45	14	164	5	159	12	0	3	0.0%	11:05	1	5
MIA	21	272	137	135	16	1	3	33.3%	17:07	4	54	0	65	39	26	5	0	7	0.0%	12:53	4	30
@ NO	7	143	12	131	9	2	4	50.0%	11:07	3	25	3	109	67	42	8	5	9	55.6%	18:53	3	20
GB	24	348	28	320	21	1	4	25.0%	10:31	7	84	17	117	40	77	11	2	7	28.6%	19:29	6	53
@ NYJ	16	236	92	144	20	4	10	40.0%	14:48	4	35	3	135	22	113	7	1	6	16.7%	15:12	5	75
PHI																						
@ NYG																						
MIN																						
@ Det																						
@ NE																						
BUF																						
@ Chi																						
LAR																						
@ Phi																						
WAS																						
Totals	89	1620	448	1162	82	16	31	51.6%	14:15	24	253	60	966	219	747	58	10	33	30.3%	15:45	23	228

YARDS GAINED BY DOWN

		COWBOYS												OPPONENT											
		1ST DOWN			2ND DOWN			3RD DOWN			4TH DOWN			1ST DOWN			2ND DOWN			3RD DOWN			4TH DOWN		
Date	Opponent	Att	Yds	Avg	Att	Yds	Avg	Att	Yds	Avg	Att	Yds	Avg	Att	Yds	Avg	Att	Yds	Avg	Att	Yds	Avg	Att	Yds	Avg
9/8	N.Y. Giants	29	164	5.7	23	199	8.7	10	133	13.3	0	0	0.0	33	278	8.4	19	138	7.3	11	47	4.3	3	7	2.3
9/15	at Washington	29	136	4.7	25	222	8.9	11	116	10.5	0	0	0.0	24	109	4.5	19	112	5.9	9	17	1.9	3	17	5.7
9/22	Miami	35	232	6.6	22	177	8.0	10	67	6.7	0	0	0.0	28	131	4.7	22	90	4.1	15	54	3.6	3	8	2.7
9/29	at New Orleans	22	68	3.1	20	104	5.2	11	84	7.6	1	1	1.0	27	151	5.6	21	84	4.0	14	31	2.2	0	0	0.0
10/6	Green Bay	40	345	8.6	20	233	11.7	8	-1	-0.1	0	0	0.0	31	186	6.0	22	95	4.3	12	54	4.5	0	0	0.0
10/13	at N.Y. Jets	32	131	4.1	25	140	5.6	17	128	7.5	1	-1	-1.0	24	213	8.9	17	116	6.8	10	35	3.5	0	0	0.0
10/20	Philadelphia																								
11/4	at N.Y. Giants																								
11/10	Minnesota																								
11/17	at Detroit																								
11/24	at New England																								
11/28	Buffalo																								
12/5	at Chicago																								
12/15	L.A. Rams																								
12/22	at Philadelphia																								
12/29	Washington																								
TOTALS		187	1,076	5.8	135	1,075	8.0	67	527	7.9	2	0	0.0	167	1,068	6.4	120	635	5.3	71	238	3.4	9	32	3.6

KICKOFF ANALYSIS

	Total	Opp. Returns	TB	Opp. Return Yards	Opp. Avg. Return	Opp. Avg. Starting Yard Line	Opp. Starts Inside 10	Opp. Returns over 20 yards
Maher	30	9	21	217	24.1	23.6	0	7
Tot.	30	9	21	217	24.1	23.6	0	7
Opp. Tot.	24	3	21	73	24.3	24.1	0	2

Does not include squibb, pooch and onside kicks

REPLAY CHALLENGES

Dallas (1-1)						
Game	Situation	Play	Challenge	Decision	Drive Result	
vs. GB	1-10 GB 36	A. Brown defensive pass interference	No Pass Interference	Upheld	Touchdown	
vs. GB	1-10 Dal 30	D. Prescott pass incomplete to A. Cooper	Completed pass	Overtumed	Touchdown	

Opponent (0-0)						
Game	Situation	Play	Challenge	Decision	Drive Result	

Overtumed Booth Review						
Game	Situation	Play	Challenge	Decision	Drive Result	
vs. NYG	3-4-Dal 44	D. Jones scrambles to Dal 39 for 5 yards	Down by Contact	Overtumed	Fumble	
@ NO	3-4 Dal 31	V. Bell fumble return for 12 yards	Down by Contact	Overtumed	Fumble	

TEAM RECORD WHEN...

CATEGORY	2019 SEASON W-L	CATEGORY	2019 SEASON W-L
COWBOYS AT AT&T STADIUM	2-1	COWBOYS LEAD AT HALFTIME	3-0
COWBOYS ON THE ROAD	1-2	SCORE TIED AT HALFTIME	0-0
COWBOYS ON ARTIFICIAL TURF	2-3	COWBOYS TRAIL AT HALFTIME	0-3
COWBOYS ON GRASS	1-0	COWBOYS LEAD AFTER 1ST QUARTER	1-1
COWBOYS IN DOMES	2-2	SCORE TIED AFTER 1ST QUARTER	2-0
COWBOYS IN RETRACTABLE ROOF STADIUMS	2-1	COWBOYS TRAIL AFTER 1ST QUARTER	0-2
COWBOYS OUTDOORS	1-1	COWBOYS LEAD AFTER 3RD QUARTER	3-1
COWBOYS INDOORS	2-2	SCORE TIED AFTER 3RD QUARTER	0-0
		COWBOYS TRAIL AFTER 3RD QUARTER	0-2
DAY GAMES	3-2	GAME GOES TO OVERTIME	0-0
KICKOFF AT 12:00 CDT	2-0		
KICKOFF AT 3:00 CDT	1-2	COWBOYS SCORE 20 OR MORE POINTS	3-2
NIGHT GAMES	0-1	COWBOYS SCORE 19 OR LESS POINTS	0-1
		COWBOYS SCORE FIRST	1-1
VS. NFC EAST OVERALL	2-0	OPPONENT SCORES FIRST	2-2
VS. NFC EAST AT HOME	1-0	COWBOYS SCORE ON FIRST POSSESSION	1-0
VS. NFC EAST ON THE ROAD	1-0	COWBOYS ALLOW 20 OR MORE	1-2
		COWBOYS ALLOW 19 OR LESS POINTS	2-1
VS. NFC	2-2		
VS. NFC SOUTH	0-1	COWBOYS HAVE + TURNOVER RATIO	1-1
VS. NFC NORTH	0-1	TURNOVER RATIO EVEN	1-0
VS. NFC WEST	0-0	COWBOYS HAVE - TURNOVER RATIO	1-2
VS. AFC	1-1		
VS. AFC EAST	1-1	COWBOYS HAVE 30:00+TOP	3-1
VS. AFC SOUTH	0-0	COWBOYS HAVE LESS THAN 30:00 TOP	0-2
VS. AFC NORTH	0-0		
VS. AFC WEST	0-0	COWBOYS HAVE 100-YARD RUSHER	2-1
		COWBOYS HAVE 300 NET PASSING YARDS	1-1
COWBOYS WIN COIN TOSS	2-2	COWBOYS HAVE 1 100-YARD RECEIVER	0-0
COWBOYS LOSE COIN TOSS	1-1	COWBOYS HAVE 2 100-YARD RECEIVERS	1-1
IN SEPTEMBER	3-1		
IN OCTOBER	0-2	OPPONENTS HAVE 100-YARD RUSHER	1-1
IN NOVEMBER	0-0	OPPONENTS HAVE 300 NET PASSING YARDS	1-1
IN DECEMBER	0-0	OPPONENTS HAVE 1 100-YARD RECEIVER	1-1
IN JANUARY	0-0	OPPONENTS HAVE 2 100-YARD RECEIVERS	0-0
ON SUNDAY NIGHT	0-1		
ON THURSDAY NIGHT	0-0		
ON MONDAY NIGHT	0-0		
ON SATURDAY	0-0		

WEEK-BY-WEEK NFL RANKINGS

NFC									
		OFFENSE				DEFENSE			
DATE	OPPONENT	TOTAL	RUSH	PASS	POINTS SCORED	TOTAL	RUSH	PASS	POINTS SCORED
9/8	N.Y. Giants	2	11	1	1	14	13	12	T-4
9/15	@ Washington	1	3	1	2	10	7	10	7
9/22	Miami	1	2	1	1	10	6	8	3
9/29	@ New Orleans	1	3	3	5	5	8	6	2
10/6	Green Bay	1	4	3	6	4	7	4	4
10/13	@ N.Y. Jets	1	3	2	T-6	4	7	6	4
10/20	Philadelphia								
11/4	@ N.Y. Giants								
11/10	Minnesota								
11/17	@ Detroit								
11/24	@ New England								
11/28	Buffalo								
12/5	@ Chicago								
12/15	L.A. Rams								
12/22	@ Philadelphia								
12/29	Washington								

NFL									
		OFFENSE				DEFENSE			
DATE	OPPONENT	TOTAL	RUSH	PASS	POINTS SCORED	TOTAL	RUSH	PASS	POINTS SCORED
9/8	N.Y. Giants	3	22	1	4	27	27	23	T-9
9/15	@ Washington	2	6	3	5	18	T-11	21	13
9/22	Miami	3	3	4	4	15	10	15	4
9/29	@ New Orleans	3	5	5	8	7	12	10	3
10/6	Green Bay	1	6	4	T-9	6	13	9	7
10/13	@ N.Y. Jets	2	7	3	T-10	9	12	12	8
10/20	Philadelphia								
11/4	@ N.Y. Giants								
11/10	Minnesota								
11/17	@ Detroit								
11/24	@ New England								
11/28	Buffalo								
12/5	@ Chicago								
12/15	L.A. Rams								
12/22	@ Philadelphia								
12/29	Washington								

THE LAST TIME...

-- OFFENSE --

400 YARDS TOTAL OFFENSE

By Cowboys - 563, vs. GB, 10/6/19
Playoffs - 414, vs. GB 1/15/17
By Opponents - 470, vs NYG, 9/8/19
Playoffs - 459, at LAR 1/12/19

500 YARDS TOTAL OFFENSE

By Cowboys - 563, vs. GB, 10/6/19
Playoffs - 528, vs. LA Rams, 12/28/80
By Opponents - 515, vs. LAC 11/23/17
Playoffs - Has never happened

-- PASSING --

300 YARDS PASSING BY A PLAYER

By Cowboys - Dak Prescott, 463, vs. GB, 10/6/19
Playoffs - Dak Prescott, 302, vs. GB 1/15/17
By Opponents - Sam Darnold, 338, at NYJ, 10/13/19
Playoffs - Aaron Rodgers, 356, vs. GB 1/15/17

400 YARDS PASSING BY A PLAYER

By Cowboys - Dak Prescott, 463, vs. GB, 10/6/19
Playoffs - Has never happened
By Opponents - Phillip Rivers, 434, vs. LAC, 11/23/17
Playoffs - Has never happened

PASS PLAY OF 60-OR-MORE YARDS - All TDs, except where noted

By Cowboys - D. Prescott-to-M. Gallup 62 yards, vs NYG, 9/8/19 (NO TD)
Playoffs - Tony Romo-to-Terrance Williams, 76 yards, vs. Det 1/4/15
By Opponents - S. Darnold-to-Ro. Anderson, 92 yards, at NYJ, 10/13/19
Playoffs - M. Vick-to-J. Maclin, 76 yards, vs. Phi, 1/9/10

PASS PLAY OF 80-OR-MORE YARDS - All TDs

By Cowboys - D. Prescott-to-A. Cooper, 90 yards, vs. WAS, 11/22/18
Playoffs - T. Aikman-to-A. Harper, 94 yards, vs. GB, 1/8/95
By Opponents - D. Brees-to-C.J. Spiller, 80 yards, at NO, 10/4/15
Playoffs - M. Vick-to-J. Maclin, 76 yards, vs. Phi, 1/9/10

40-OR-MORE PASS ATTEMPTS BY A PLAYER

By Cowboys - Dak Prescott, 44, vs. GB, 10/6/19
Playoffs - Troy Aikman, 49, vs. Ari, 1/2/99
By Opponents - Eli Manning, 44, vs NYG, 9/8/19
Playoffs - Aaron Rodgers, 43, vs. GB 1/15/17

50-OR-MORE PASS ATTEMPTS BY A PLAYER

By Cowboys - Dak Prescott, 54, vs. Phi, 12/09/18
Playoffs - Troy Aikman, 53, at SF, 1/15/95
By Opponents - Kirk Cousins, 53, vs. Was, 11/24/16
Playoffs - Jim Kelly, 50, vs. Buf, 1/30/94, SB XXVIII

25-OR-MORE PASS COMPLETIONS BY A PLAYER

By Cowboys - Dak Prescott, 28, at NYJ, 10/13/19
Playoffs - Troy Aikman, 30, at SF, 1/15/95
By Opponents - Case Keenum, at Was, 9/15/19
Playoffs - Aaron Rodgers, 28, vs. GB 1/15/17

30-OR-MORE PASS COMPLETIONS BY A PLAYER

By Cowboys - Dak Prescott, 42, vs. Phi, 12/09/18
Playoffs - Troy Aikman, 30, at SF, 1/15/95
By Opponents - Eli Manning, vs NYG, 9/8/19
Playoffs - Jim Kelly, 31, vs. Buf, 1/30/94, SB XXVIII

4 TOUCHDOWN PASSES BY A PLAYER

By Cowboys - Dak Prescott, 4, vs NYG, 9/8/19
Playoffs - Troy Aikman, vs. Buf, 1/31/93, SB XXVII
By Opponents - Matt Flynn, 4, vs. GB, 12/15/13
Playoffs - Brett Favre, at Min, 1/17/10

-- RUSHING --

200-OR-MORE NET YARDS RUSHING

By Cowboys - 235 vs. Mia, 9/22/19
Playoffs - 255, vs. Min, 12/28/96
By Opponents - 215, vs. Phi, 11/19/17
Playoffs - 273, LAR, 1/12/19

300-OR-MORE NET YARDS RUSHING

By Cowboys - 354, at Bal, 12/6/81
Playoffs - 338, vs. LARams, 12/28/80
By Opponents - 306, vs. Phi, 9/3/00
Playoffs - Has never happened

100 YARDS RUSHING BY A PLAYER

By Cowboys - Ezekiel Elliott, 105, at NYJ, 10/13/19
Playoffs - Ezekiel Elliott, 137, vs. Sea 1/5/19
By Opponents - Aaron Jones, 107, vs. GB, 10/6/19
Playoffs - C.J. Anderson, 123, Todd Gurley, 115, at LA, 1/12/19

200 YARDS RUSHING BY A PLAYER

By Cowboys - DeMarco Murray, 253, vs StL, 10/23/11
Playoffs - Has never happened
By Opponents - Alfred Morris, 200, at Wash, 12/30/12
Playoffs - Eric Dickerson, 248, at LARams, 1/4/86

TWO 100-YARD RUSHERS

By Cowboys - Ezekiel Elliott, 125, Tony Pollard, 103, vs. Mia, 9/22/19
Playoffs - Has never happened
By Opponents - L. McClain, 139, W. McGahee, 108, vs. Bal, 12/20/08
Playoffs - C.J. Anderson, 123, Todd Gurley, 115, at LA, 1/12/19

3 TOUCHDOWNS RUSHING BY A PLAYER

By Cowboys - Joseph Randle (37,1,1), vs. Atl, 9/27/15
Playoffs - Emmitt Smith (1, 5, 16), vs. GB, 1/14/96
By Opponents - Aaron Jones (18, 3, 5, 1), vs. GB, 10/6/19
Playoffs - Larry Schreiber (1, 1, 1), at SF, 12/23/72

3 DIFFERENT PLAYERS WITH A RUSHING TOUCHDOWN

By Cowboys - L. Dunbar, D. Prescott, A. Morris, vs. Chi, 9/25/16
Playoffs - T. Dorsett, J. Jones, T. Newsome, R. Springs, vs. TB, 1/2/82
By Opponents - M. Ingram, D. Sproles, P. Thomas, at NO, 11/10/13
Playoffs - Has never happened

-- RECEIVING --

10-OR-MORE RECEPTIONS BY A PLAYER

By Cowboys - Amari Cooper, 11, vs. GB, 10/6/19
Playoffs - Jason Witten, 10, at Min, 1/17/10
By Opponents - Evan Engram, 11, vs NYG, 9/8/19
Playoffs - Andre Hastings, 10, vs. Pit, 1/28/96, SB XXX

100 YARDS RECEIVING BY A PLAYER

By Cowboys - Amari Cooper, 226, Michael Gallup, 113, vs. GB, 10/6/19
Playoffs - Michael Gallup, 119, at LAR 1/12/19
By Opponents - Robby Anderson, 125, at NYJ, 10/13/19
Playoffs - Tyler Lockett, 120, vs. Sea 1/5/19

150 YARDS RECEIVING BY A PLAYER

By Cowboys - Amari Cooper, 226, vs. GB, 10/16/19
Playoffs - Raghib Ismail, 163, at Min, 1/9/00
By Opponents - Deandre Hopkins, 151, at HOU, 10/7/18
Playoffs - Andre Reed, 152, vs. Buf, 1/31/93, SB XXVII

TWO 100-YARD RECEIVERS

By Cowboys - Amari Cooper, 226, Michael Gallup, 113, vs. GB, 10/6/19
Playoffs - M. Irvin, 111, A. Harper, 108, J. Novacek, 104, vs. GB, 1/8/95
By Opponents - V. Cruz, 118, H. Nicks, 114, R. Randle, 101, vs. NYG, 9/8/13
Playoffs - DaVonte Adams, 117, Randall Cobb, 116, at GB, 1/11/15

3 TOUCHDOWN CATCHES BY A PLAYER

By Cowboys - Blake Jarwin (13, 19, 39), at NYG, 12/30/18
Playoffs - Preston Pearson (18, 15, 19), at LARs, 1/14/76
By Opponents - Victor Cruz (70, 18, 10), vs. NYG, 9/8/13
Playoffs - Sidney Rice, (47, 16, 45), at Min, 1/17/10

100-YARD RUSHER AND 100-YARD RECEIVER IN A GAME

By Cowboys - E. Elliott, 113, A. Cooper, 217, vs. Phi, 12/09/18
Playoffs - Ezekiel Elliott, 137, Amari Cooper, 106, vs. Sea 1/5/19
By Opponents - S. Barkley, 120, E. Engram, 116, vs. NYG, 9/8/19
Playoffs - E. Lacy, 101, D. Adams, 117, R. Cobb, 116, at GB, 1/11/15

100-YARD RUSHER, 100-YARD RECEIVER, 300-YARD PASSER

By Cowboys - E. Elliott, 113, A. Cooper, 217, D. Prescott, 455, vs. PHI, 12/09/18
Playoffs - E. Elliott, 125, D. Bryant, 132, D. Prescott, 203, vs. GB 1/15/17
By Opponents - S. Barkley, 120, E. Engram, 116, E. Manning, 306 vs. NYG, 9/8/19
Playoffs - E., 101, D. Adams, 117, R. Cobb, 116, A. Rodgers, 316, at GB, 1/11/15

-- TOUCHDOWNS --

3 TOUCHDOWNS BY A PLAYER

By Cowboys - Blake Jarwin (3 rec.) at NYG, 12/30/18
Playoffs - Emmitt Smith (3 rush), vs. GB, 1/14/96
By Opponents - Aaron Jones (4 rush), vs. GB, 10/6/19
Playoffs - Sidney Rice (3 rec.), at Min, 1/17/10

4 TOUCHDOWNS BY A PLAYER

By Cowboys - Terrell Owens (4 rec.), vs. Was, 11/18/07
Playoffs - Has never happened
By Opponents - Aaron Jones (4 rush), vs. GB, 10/6/19
Playoffs - Has never happened

ONE RUSHING AND ONE RECEIVING TOUCHDOWN BY A PLAYER

By Cowboys - Ezekiel Elliott (1 rush, 1 rec.), at Phi, 11/11/18
Playoffs - Emmitt Smith (1 rush, 1 rec.), vs. SF, 1/23/94
By Opponents - C.J. Anderson (1 rush, 1 rec.), at Den, 9/17/17
Playoffs - James Lofton (1 rush, 1 rec.) at GB, 1/16/83

ONE RUSH, ONE REC. AND ONE PASS TD BY A PLAYER

By Cowboys - Dan Reeves (1 rush, 1 rec., 1 pass), vs. Phi, 12/10/67
Playoffs - Has never happened
By Opponents - Has never happened
Playoffs - Has never happened

-- TURNOVERS --

2 INTERCEPTIONS BY A PLAYER

By Cowboys - Jeff Heath, at TB, 11/15/15
Playoffs - Larry Brown, vs. Pit, 1/28/96
By Opponents - Earl Thomas, vs. Sea, 9/23/18
Playoffs - Aeneas Williams, vs. Ari, 1/2/99

3 INTERCEPTIONS BY A PLAYER

By Cowboys - Terence Newman, at Was, 12/14/03
Playoffs - Dennis Thurman, vs. GB, 1/16/83
By Opponents - Adrian Wilson, at Ari, 10/20/02
Playoffs - Has never happened

NO TURNOVERS

By Cowboys - Dal 22, at NYJ 24, 10/13/19
Playoffs - Dal 22, at LAR 30, 1/12/19
By Opponents - Dal 24, vs. GB 34, 10/6/19
Playoffs - Dal 3, at Min 34, 1/17/10

3-PLUS TAKEAWAYS

By Cowboys - Dal 31, vs. Was 23, 11/22/18 (three)
Playoffs - Dal 24, vs. Det 20, 1/4/15 (three)
By Opponents - Dal 24, vs. GB 34, 10/6/19 (three)
Playoffs - Dal 3, at Min 34, 1/17/10 (three)

-- DEFENSE --

HELD OPPONENT UNDER 200 YARDS TOTAL OFFENSE

By Cowboys - 136, vs. Sea, 12/24/17
Playoffs - 178, vs. Phi, 1/10/93
By Opponents - 195, at Phi, 1/1/17
Playoffs - 153, vs. Min, 12/30/73

HELD OPPONENT UNDER 300 YARDS TOTAL OFFENSE

By Cowboys - 266, at NO, 9/29/19
Playoffs - 299, vs. Sea, 1/5/19
By Opponents - 257, at NO, 9/29/19
Playoffs - 248, at Min, 1/17/10

-- PASSING DEFENSE --

HELD OPPONENT UNDER 100 YARDS PASSING

By Cowboys - 60, vs. Sea, 12/24/17
Playoffs - 47, at LA Rams, 1/4/86
By Opponents - 93, vs. Was, 11/30/17
Playoffs - 63, vs. Min, 12/30/73

HELD OPPONENT UNDER 150 YARDS PASSING

By Cowboys - 139, vs. JAX, 10/14/18
Playoffs - 140, vs. N.Y. Giants, 1/13/08
By Opponents - 137, at Sea, 9/23/18
Playoffs - 132, at Car, 1/3/04

-- RUSHING DEFENSE --

HELD OPPONENT UNDER 50 YARDS RUSHING

By Cowboys - 34, vs. Phi, 12/09/18
Playoffs - 48, vs. GB, 1/14/96
By Opponents - 47, at Was, 9/15/19
Playoffs - Has never happened

HELD OPPONENT UNDER 100 YARDS RUSHING

By Cowboys - 72, vs. Mia, 9/22/19
Playoffs - 73, vs. Sea, 1/5/19
By Opponents - 56, at NYJ, 10/13/19
Playoffs - 50, at LAR 1/12/19

--SACKS--

FIVE-OR-MORE SACKS

By Cowboys - 5, at NO, 9/29/19
Playoffs - 5, vs. Phi, 1/7/96
By Opponents - 7, vs. NO, 11/29/18
Playoffs - 6, vs. Det 1/4/15

MULTIPLE SACK GAME BY A PLAYER

By Cowboys - Robert Quinn, 2.0, at NYJ, 10/13/19
Playoffs - DeMarcus Ware, 2.0, vs. Phi, 1/9/10
By Opponents - Olivier Vernon, 2.5, at NYG, 12/30/18
Playoffs - Ndamukong Suh, 2.0, vs. Det, 1/4/15

INTERCEPTION RETURNED FOR A TOUCHDOWN

By Cowboys - Byron Jones, 21 yards, vs. TB, 12/23/18
Playoffs - George Teague, 29 yards, vs. Min, 12/28/96
By Opponents - J. Coleman, 30 yards, vs. Sea, 12/24/17
Playoffs - Eric Davis, 44 yards, at SF, 1/15/95

FUMBLE RETURNED FOR A TOUCHDOWN

By Cowboys - Jaylon Smith, 69 yards, vs. TB, 12/23/18
Playoffs - James Was, 46 yards, vs. Buf, 1/30/94, SB XXVIII
By Opponents - Preston Smith, 1 yard, at WSH, 10/21/18
Playoffs - Hugh Green, 60 yards, TB, 1/9/83

-- SPECIAL TEAMS --

PUNT RETURNED FOR A TOUCHDOWN

By Cowboys - Ryan Switzer, 83 yards, vs. Was, 11/30/17
Playoffs - Golden Richards, 63 yards, vs. Min, 12/30/73
By Opponents - Damaris Johnson, 98 yards, vs. Phi, 12/2/12
Playoffs - Has never happened

KICKOFF RETURNED FOR A TOUCHDOWN

By Cowboys - Felix Jones, 98 yards, vs. Phi, 9/15/08
Playoffs - Miles Austin, 93 yards, at Sea, 1/6/07
By Opponents - Dwayne Harris, 100 yards, at NYG, 10/25/15
Playoffs - Vic Was, 97 yards, at SF, 12/23/72

PUNT BLOCKED

By Cowboys - Danny McCray, at Phi, 9/20/15
Playoffs - Darrick Brownlow, at Chi, 12/29/91
By Opponents - Steven Means, at Phi, 1/1/17
Playoffs - Bernardo Harris, vs. GB, 1/14/96

PUNT BLOCKED FOR A TOUCHDOWN

By Cowboys - Danny McCray (Kyle Wilber 26 yards), at Phi, 9/20/15
Playoffs - Has never happened
By Opponents - D. Baldwin (M. Morgan, 25 yards), at Sea, 10/12/14
Playoffs - Has never happened

PUNT BLOCKED FOR A SAFETY

By Cowboys - C. Polk punt blocked out of the end zone, vs. SF, 11/23/08
Playoffs - Has never happened
By Opponents - Ron McGovern, at KC, 10/22/89
Playoffs - Reggie Harrison, vs. Pit, 1/18/76, SB X

FIELD GOAL BLOCKED

By Cowboys - Tyrone Crawford, at Was, 10/30/17
Playoffs - Aaron Mitchell, at Phi, 1/11/81
By Opponents - Chris Clemons, at Jax, 11/9/14
Playoffs - Datone Jones, at GB, 1/11/15

BLOCKED FIELD GOAL RETURNED FOR A TOUCHDOWN

By Cowboys - P. Watkins, 68 yards (C. Canty blk), vs. Min, 10/21/07
Playoffs - Has never happened
By Opponents - W. White, 55 yards (M. Spindler blk), at Det, 10/27/91
Playoffs - Has never happened

PAT KICK MISSED

By Cowboys - Brett Maher, at Ind, 12/16/18
Playoffs - Lin Elliott, at SF, 1/17/93
By Opponents - Jake Elliott, vs. Phi, 12/09/18
Playoffs - Jan Stenerud, vs. GB, 1/16/83

PAT KICK BLOCKED

By Cowboys - Barry Church, at Chi, 12/4/14
Playoffs - Rod Hill, vs. GB, 1/16/83
By Opponents - Barry Cofield, at NYG, 11/14/10
Playoffs - Carl Eller, vs. Min, 1/1/78

ONSIDE KICK ATTEMPTED

By Cowboys - Brett Maher, at NYJ, 10/13/19
Playoffs - Michael Dickson, vs. Sea, 1/5/19
By Opponents - vs. TB, 12/23/18

ONSIDE KICK SUCCESSFUL

By Cowboys - at Was, 12/28/14, Barry Church recovered
By Opponents - vs. NYG, 9/16/18, Michael Thomas recovered

-- SCORING --

SAFETY SCORED

By Cowboys - Alfred Morris tackled in end zone, vs. Wash, 1/3/16
Playoffs - Snap over R. Stark's out of end zone, at Car, 1/5/97
By Opponents - Wilber holding in end zone (punt) , at Jac, 11/9/14
Playoffs - R. Harrison punt blocked out of end zone, vs. Pit 1/18/76, SB X

TWO POINT ATTEMPT MADE

By Cowboys - M. Gallup pass from D. Prescott, at NYG, 12/30/18
Playoffs - Amari Cooper pass from Dak Prescott, at LAR 1/12/19
By Opponents - Chris Carson run, vs. Sea, 1/5/19
Playoffs - Cris Carter pass from Brad Johnson, vs. Min, 12/28/96

TWO POINT ATTEMPT FAILED

By Cowboys - Dak Prescott pass incomplete, at NYJ, 10/13/19
Playoffs - Troy Aikman pass incomplete, at Car, 1/5/97
By Opponents - Carson Wentz pass incomplete, vs. Phi, 11/19/17
Playoffs - Aaron Rodgers pass incomplete, at GB, 1/11/15

50 POINTS SCORED

By Cowboys - Dal 51, vs. Sea, 7, 11/27/80
Playoffs - Dal 52, Buf 17, 1/30/92, SB XXVII
By Opponents - Den 51, vs. Dal, 48, 10/6/13
Playoffs - Has never happened

40 POINTS SCORED

By Cowboys - Dal 40, JAX 7, 10/14/18
Playoffs - Dal 40, vs. Min 15, 12/28/96
By Opponents - at Den 42, Dal, 17, 9/17/17
Playoffs - Has never happened

WON BY 20-OR-MORE POINTS

By Cowboys - Dal 31, Mia 6, 9/22/19
Playoffs - at Dal 34, Phi 14, 1/9/10
By Opponents - Dal 0, Ind 23, 12/16/18
Playoffs - Dal 3, at Min 34, 1/17/10

SCORED 20-OR-MORE POINTS IN A QUARTER

By Cowboys - 20 points, 4th quarter, at NYG, 12/10/17
Playoffs - 27 points, 2nd quarter, vs. Phi, 1/9/10
By Opponents - 20 points, 4th quarter, vs. GB, 10/8/17
Playoffs - 21 points, 1st quarter, at SF, 1/15/95

SCORED 20-OR-MORE POINTS IN A HALF

By Cowboys - 24 points, 2nd half, vs. GB, 10/6/19
Playoffs - 27 points, 1st half, vs. Phi, 1/9/10
By Opponents - 21 points, 1st half, at NYJ, 10/13/19
Playoffs - 20 points, 1st half, at LAR 1/12/19

TOUCHDOWN DRIVE OF 12-OR-MORE PLAYS

By Cowboys - 13 plays, vs. NYG, 9/8/19
Playoffs - 12 plays, at LAR 1/12/19
By Opponents - 14 plays, at NYJ, 10/13/19
Playoffs - 12 plays, at LAR 1/12/19

TOUCHDOWN DRIVE OF 80-OR-MORE YARDS

By Cowboys - 84 yards, at NYJ, 10/13/19
Playoffs - 80 yards, vs. GB 1/15/17
By Opponents - 92 yards, at NYJ, 10/13/19
Playoffs - 90 yards, vs. GB 1/15/17

TOUCHDOWN DRIVE OF FIVE-OR-MORE MINUTES

By Cowboys - 5:44, at NO, 9/29/19
Playoffs - 5:05, at LAR 1/12/19
By Opponents - 7:54, at NYJ, 10/13/19
Playoffs - 7:36, at LAR 1/12/19

TOUCHDOWNS SCORED BY OFFENSE AND DEFENSE

By Cowboys - 2 offense, 1 defense vs. TB, 12/23/18
Playoffs - 3 offense, 1 defense, at Min, 12/28/96
By Opponents - 1 offense, 1 defense, at Was, 10/21/18
Playoffs - 4 offense, 1 defense, at SF, 1/15/95

TOUCHDOWNS SCORED BY OFF., DEF. AND SPECIAL TEAMS

By Cowboys - 2 offense, 1 defense, 1 special teams, at Phi, 11/11/12
Playoffs - Has never happened
By Opponents - 1 offense, 1 defense, 1 special teams, at NYG, 10/25/15
Playoffs - Has never happened

HELD OPPONENT WITHOUT A TOUCHDOWN

By Cowboys - Dal 10, at NO 12, 9/29/19
Playoffs - Dal 38, vs. TB 0, 1/2/82
By Opponents - Dal 0, vs. Ind 23, 12/16/18
Playoffs - Dal 3, at Min 34, 1/17/10

SHUTOUT AN OPPONENT

By Cowboys - Dal 6, at Phi 0, 12/31/17
Playoffs - Dal 38, vs. TB 0, 1/2/82
By Opponents - Dal 0, at Ind 23, 12/16/18
Playoffs - at LARams 20, Dal 0, 1/4/86

WON IN OVERTIME

By Cowboys - at Dal 29, Phi 23, 12/09/18
Playoffs - Has never happened
By Opponents - Dal 27, Phi 33 OT, 11/8/15
Playoffs - Has never happened

SCORED A TOUCHDOWN ON FIRST DRIVE OF FIRST HALF

By Cowboys - at Dal 27, vs. TB 23, 12/23/18
Playoffs - Dal 22, at LAR 30, 1/12/19
By Opponents - Dal 35, vs. NYG Was 17, 9/8/19
Playoffs - at Dal 31, GB 34, 1/15/17

SCORED A TOUCHDOWN ON FIRST DRIVE OF SECOND HALF

By Cowboys - Dal 10, at NO 12, 9/29/19
Playoffs - Dal 28, at SF 38, 1/15/95
By Opponents - Dal 24, vs. GB 34, 10/9/19
Playoffs - at Dal 31, GB 34, 1/15/17

SCORED A TOUCHDOWN ON FIRST DRIVE OF BOTH HALVES

By Cowboys - at Dal 42, Det 21, 12/26/16
Playoffs - Dal 34, vs. Phil 10, 1/10/93
By Opponents - Dal 0, Ind 23, 12/16/18
Playoffs - at Dal 31, GB 34, 1/15/17

SCORED A TD AND/OR FG ON FIRST DRIVE OF BOTH HALVES

By Cowboys - Dal 31, Mia 6, 9/22/19 - FG 1st, TD 2nd
Playoffs - Dal 30, Buf 13, 1/30/94 - FG 1st, TD 2nd (SB XXVIII)
By Opponents - Dal 35, vs Was 17, 9/8/19- TD 1st, FG 2nd
Playoffs - Dal 20, at Sea 21, 1/6/07 - FG 1st, TD 2nd

LONGEST/SHORTEST

LONGEST DRIVE

Most Plays (Dallas):	14 plays at N.Y. Jets (10/14)	61 yards, 7:10, Field Goal
Most Plays (Opponent):	15 plays at New Orleans (9/29)	67 yards, 9:06, Field Goal
Most Yards (Dallas):	97 yards at Washington (9/15)	7 plays, 3:34, Touchdown
Most Yards (Opponents):	92 yards at N.Y. Jets (10/14)	1 play, 0:12, Touchdown
Most Time (Dallas):	7:10 at N.Y. Jets (10/14)	14 plays, 61 yards, Field Goal
Most Time (Opponent):	9:06 at New Orleans (9/29)	15 plays, 67 yards, Field Goal

LONGEST TOUCHDOWN DRIVE

Most Plays (Dallas):	13 vs. N.Y. Giants (9/8)	83 yards, 6:43
Most Plays (Opponent):	14 at N.Y. Jets (10/14)	83 yards, 7:54
Most Yards (Dallas):	97 yards at Washington (9/15)	7 plays, 3:34
Most Yards (Opponents):	92 yards at N.Y. Jets (10/14)	1 play, 0:12
Most Time (Dallas):	6:43 vs. N.Y. Giants (9/8)	13 plays, 83 yards
Most Time (Opponent):	7:54 at N.Y. Jets (10/14)	14 plays, 83 yards

LONGEST FIELD GOAL DRIVE

Most Plays (Dallas):	14 plays at N.Y. Jets (10/14)	61 yards, 7:10
Most Plays (Opponent):	15 plays at New Orleans (9/29)	67 yards, 9:06
Most Yards (Dallas):	68 yards at Washington (9/15)	11 plays, 5:39
Most Yards (Opponents):	79 yards vs. Green Bay (10/6)	12 plays, 6:03
Most Time (Dallas):	7:10 at N.Y. Jets (10/14)	14 plays, 61 yards
Most Time (Opponent):	9:06 at New Orleans (9/29)	15 plays, 67 yards

SHORTEST TOUCHDOWN DRIVE

Fewest Plays (Dallas):	2 plays vs. Green Bay (10/6)	75 yards, 0:21
Fewest Plays (Opponent):	1 play at N.Y. Jets (10/14)	92 yards, 0:12
Fewest Yards (Dallas):	54 yards at Washington (9/15) 54 yards vs. Miami (9/22)	10 plays, 5:57 9 plays, 3:26
Fewest Yards (Opponents):	38 yards at Washington (9/15)	10 plays, 5:53
Shortest Time (Dallas):	0:21 vs. Green Bay (10/6)	2 plays, 75 yards
Shortest Time (Opponent):	0:12 at N.Y. Jets (10/14)	1 play, 92 yards

SHORTEST FIELD GOAL DRIVE

Fewest Plays (Dallas):	5 plays at N.Y. Jets (10/14)	31 yards, 0:27
Fewest Plays (Opponent):	4 plays vs. Green Bay (10/9)	9 yards, 2:14
Fewest Yards (Dallas):	31 yards at N.Y. Jets (10/14)	5 plays, 0:27
Fewest Yards (Opponents):	9 yards vs. Green Bay (10/9)	4 plays, 2:14
Shortest Time (Dallas):	0:27 at N.Y. Jets (10/14)	5 plays, 31 yards
Shortest Time (Opponent):	1:30 at New Orleans (9/29)	8 plays, 43 yards

TEAM HIGHS AND LOWS

2019 REGULAR SEASON DALLAS COWBOYS OFFENSIVE HIGHS AND LOWS (THROUGH WEEK 6)

HIGH	DATE	OPPONENT		LOW	DATE	OPPONENT
35	9/8	vs. N.Y. Giants	Points	10	9/29	at New Orleans
5	9/8	vs. N.Y. Giants	Total Touchdowns	1	9/29	at New Orleans
75	10/13	at N.Y. Jets	Total Plays	54	9/29	at New Orleans
563	10/6	vs. Green Bay	Total Net Yards	257	9/29	at New Orleans
32	10/6	vs. Green Bay	Total First Downs	15	9/29	at New Orleans
15	9/22	vs. Miami	First Downs Rushing	4	9/8	vs. N.Y. Giants
					9/29	at New Orleans
19	10/6	vs. Green Bay	First Downs Passing	8	9/29	at New Orleans
4	10/6	vs. Green Bay	First Down Penalties	1	9/8	vs. N.Y. Giants
					9/22	vs. Miami
63.6%	9/15	at Washington	Third Down Efficiency	25.0%	10/6	vs. Green Bay
8.3	10/6	vs. Green Bay	Average Yards Per Play	4.8	9/29	at New Orleans
235	9/22	vs. Miami	Total Net Yards Rushing	45	9/29	at New Orleans
34	9/15	at Washington	Rushing Attempts	20	9/29	at New Orleans
6.9	9/22	vs. Miami	Rushing Average Yards	2.3	9/29	at New Orleans
2	9/22	vs. Miami	Rushing Touchdowns	1	9/8	vs. N.Y. Giants
					9/15	at Washington
					9/29	at New Orleans
					10/6	vs. Green Bay
441	10/6	vs. Green Bay	Total Net Yards Passing	212	9/29	at New Orleans
44	10/6	vs. Green Bay	Passing Attempts	30	9/15	at Washington
28	10/13	at N.Y. Jets	Passing Completions	19	9/22	vs. Miami
4	9/8	vs. N.Y. Giants	Passing Touchdowns	0	9/29	at New Orleans
					10/13	at N.Y. Jets
3	10/6	vs. Green Bay	Passes Thrown for Interception	0	9/8	vs. N.Y. Giants
					10/13	at N.Y. Jets
3	10/6	vs. Green Bay	Times Sacked	0	9/8	vs. N.Y. Giants
3	10/6	vs. Green Bay	QB Sacks	0	9/8	vs. N.Y. Giants
4	9/8	vs. N.Y. Giants	Total Punts	2	9/15	at Washington
46	9/15	at Washington	Punt Net Average Yards	33.3	10/6	vs. Green Bay
3	10/6	vs. Green Bay	Punt Returns	0	9/8	vs. N.Y. Giants
18	10/6	vs. Green Bay	Punt Return Yards	0	9/8	vs. N.Y. Giants
3	10/6	vs. Green Bay	Kickoff Returns	0	9/22	vs. Miami
					9/29	at New Orleans
					10/13	at N.Y. Jets
73	10/6	vs. Green Bay	Kickoff Return Yards	0	9/8	vs. N.Y. Giants
					9/22	vs. Miami
					9/29	at New Orleans
					10/13	at N.Y. Jets
11	10/6	vs. Green Bay	Total Penalties	6	9/8	vs. N.Y. Giants
					9/29	at New Orleans
124	10/6	vs. Green Bay	Penalty Yards	47	9/8	vs. N.Y. Giants
2	9/29	at New Orleans	Total Fumbles	0	9/8	vs. N.Y. Giants
					9/15	at Washington
					9/22	vs. Miami
					10/13	at N.Y. Jets
2	9/29	at New Orleans	Fumbles Lost	0	9/8	vs. N.Y. Giants
					9/15	at Washington
					9/22	vs. Miami
					10/6	vs. Green Bay
					10/13	at N.Y. Jets
33:22	9/15	at Washington	Time of Possession	23:17	10/6	vs. Green Bay

TEAM HIGHS AND LOWS

2019 REGULAR SEASON DALLAS COWBOYS DEFENSIVE HIGHS AND LOWS (THROUGH WEEK 6)

HIGH	DATE	OPPONENT		LOW	DATE	OPPONENT
34	10/6	vs. Green Bay	Points	6	9/22	vs. Miami
4	10/6	vs. Green Bay	Total Touchdowns	0	9/22	vs. Miami
					9/29	at New Orleans
68	9/22	vs. Miami	Total Plays	54	10/13	at N.Y. Jets
470	9/8	vs. N.Y. Giants	Total Net Yards	255	9/15	at Washington
25	9/8	vs. N.Y. Giants	Total First Downs	17	9/22	vs. Miami
11	10/6	vs. Green Bay	First Downs Rushing	2	9/22	vs. Miami
16	9/8	vs. N.Y. Giants	First Downs Passing	6	9/29	at New Orleans
4	10/6	vs. Green Bay	First Down Penalties	1	9/8	vs. N.Y. Giants
42.9%	9/29	at New Orleans	Third Down Efficiency	18.2%	9/8	vs. N.Y. Giants
7.1	9/8	vs. N.Y. Giants	Average Yards Per Play	4.2	9/22	vs. Miami
151	9/8	vs. N.Y. Giants	Total Net Yards Rushing	47	9/15	at Washington
29	10/6	vs. Green Bay	Rushing Attempts	17	9/8	vs. N.Y. Giants
					9/15	at Washington
8.9	9/8	vs. N.Y. Giants	Rushing Average Yards	2.8	9/15	at Washington
					10/13	at N.Y. Jets
4	10/6	vs. Green Bay	Rushing Touchdowns	0	9/22	vs. Miami
					9/29	at New Orleans
326	10/13	at N.Y. Jets	Total Net Yards Passing	149	9/29	at New Orleans
48	9/8	vs. N.Y. Giants	Passing Attempts	30	9/29	at New Orleans
33	9/8	vs. N.Y. Giants	Passing Completions	20	9/22	vs. Miami
2	9/15	at Washington	Passing Touchdowns	0	9/22	vs. Miami
					9/29	at New Orleans
1	9/29	at New Orleans	Passes Thrown for Interception	0	10/6	vs. Green Bay
					9/8	vs. N.Y. Giants
					9/15	at Washington
					9/22	vs. Miami
					10/6	vs. Green Bay
5	9/29	at New Orleans	Times Sacked	1	9/8	vs. N.Y. Giants
					9/15	at Washington
5	9/29	at New Orleans	QB Sacks	1	9/8	vs. N.Y. Giants
					9/15	at Washington
6	10/6	vs. Green Bay	Total Punts	4	9/8	vs. N.Y. Giants
					9/15	at Washington
					9/29	at New Orleans
					10/13	at N.Y. Jets
48.5	9/15	at Washington	Punt Net Average Yards	40	9/29	at New Orleans
2	9/8	vs. N.Y. Giants	Punt Returns	0	10/6	vs. Green Bay
23	9/29	at New Orleans	Punt Return Yards	0	10/6	vs. Green Bay
3	10/13	at N.Y. Jets	Kickoff Returns	1	9/15	at Washington
					9/22	vs. Miami
					9/29	at New Orleans
					10/6	vs. Green Bay
73	10/13	at N.Y. Jets	Kickoff Return Yards	20	9/15	at Washington
9	9/29	at New Orleans	Total Penalties	5	9/22	vs. Miami
105	10/13	at N.Y. Jets	Penalty Yards	35	9/22	vs. Miami
3	9/8	vs. N.Y. Giants	Total Fumbles	0	9/15	at Washington
					9/29	at New Orleans
					10/6	vs. Green Bay
					10/13	at N.Y. Jets
2	9/8	vs. N.Y. Giants	Fumbles Lost	0	9/15	at Washington
					9/29	at New Orleans
					10/6	vs. Green Bay
					10/13	at N.Y. Jets
36:43	10/6	vs. Green Bay	Time of Possession	26:38	9/15	at Washington

INDIVIDUAL SINGLE-GAME HIGHS

2019 REGULAR SEASON COWBOYS INDIVIDUAL SINGLE-GAME HIGHS

Passes Attempted	44	Dak Prescott	vs. Packers	10/6
Passes Completed	28	Dak Prescott	at Jets	10/13
Passing Yards	463	Dak Prescott	vs. Packers	10/6
Touchdown Passes	4	Dak Prescott	vs. Giants	9/8
Pass Receptions	11	Amari Cooper	vs. Packers	10/6
Receiving Yards	226	Amari Cooper	vs. Packers	10/6
Touchdown Receptions	2	Amari Cooper	vs. Dolphins	9/22
Rushing Yards	125	Ezekiel Elliott	vs. Dolphins	9/22
Rushing Attempts	28	Ezekiel Elliott	at Jets	10/13
Rushing Touchdowns	1	Ezekiel Elliott	at Jets	10/13
		Dak Prescott	at Jets	10/13
		Ezekiel Elliott	vs. Packers	10/6
		Ezekiel Elliott	at Saints	9/29
		Tony Pollard	vs. Dolphins	9/22
Yards From Scrimmage	226	Amari Cooper	vs. Packers	10/6
Combined Net Yards	226	Amari Cooper	vs. Packers	10/6
Interceptions Made	1	Jourdan Lewis	at Jets	10/13
		Chidobe Awuzie	at Saints	9/29
INT Return Yards	20	Jourdan Lewis	at Jets	10/13
Sacks	2.0	Robert Quinn	at Jets	10/13
		Robert Quinn	at Saints	9/29
Punts	4	Chris Jones	at Saints	9/29
		Chris Jones	vs. Giants	9/8
Punt Returns	3	Tavon Austin	vs. Packers	10/6
Punt Return Yards	18	Tavon Austin	vs. Packers	10/6
Kickoff Returns	3	Tony Pollard	vs. Packers	10/6
Kickoff Return Yards	73	Tony Pollard	vs. Packers	10/6
Field Goals Attempted	4	Brett Maher	at Jets	10/13
Field Goals Made	3	Brett Maher	at Jets	10/13

2019 REGULAR SEASON DALLAS COWBOYS LONGEST PLAYS

Run From Scrimmage	42	Dak Prescott	at Redskins	9/15
Touchdown Run	16	Tony Pollard	vs. Dolphins	9/22
Pass Reception	62	Michael Gallup	vs. Giants	9/8
Touchdown Reception	53	Amari Cooper	vs. Packers	10/6
Interception Return	20	Jourdan Lewis	at Jets	10/13
Punt Return	14	Randall Cobb	at Saints	9/29
Kickoff Return	28	Tony Pollard	vs. Packers	10/6
Punt	58	Chris Jones	at Saints	9/29
Field Goal	62	Brett Maher	at Jets	10/13

OPPONENTS INDIVIDUAL SINGLE-GAME HIGHS

2019 REGULAR SEASON OPPONENTS INDIVIDUAL SINGLE-GAME HIGHS

Passes Attempted	44	Eli Manning	vs. Giants	9/8
Passes Completed	30	Eli Manning	vs. Giants	9/8
Passing Yards	338	Sam Darnold	at Jets	10/13
Touchdown Passes	2	Sam Darnold	at Jets	10/13
		Case Keenum	at Redskins	9/15
Pass Receptions	11	Evan Engram	vs. Giants	9/8
Receiving Yards	125	Robby Anderson	at Jets	10/13
Touchdown Receptions	1	Robby Anderson	at Jets	10/13
		Ryan Griffin	at Jets	10/13
		Terry McLaurin	at Redskins	9/15
		Paul Richardson Jr.	at Redskins	9/15
		Evan Engram	vs. Giants	9/8
Rushing Yards	120	Saquon Barkley	vs. Giants	9/8
Rushing Attempts	19	Aaron Jones	vs. Packers	10/6
Rushing Touchdowns	4	Aaron Jones	vs. Packers	10/6
Yards From Scrimmage	182	Aaron Jones	vs. Packers	10/6
Combined Net Yards	182	Aaron Jones	vs. Packers	10/6
Interceptions Made	1	Jaire Alexander	vs. Packers	10/6
		Kevin King	vs. Packers	10/6
		Chandon Sullivan	vs. Packers	10/6
		Marcus Williams	at Saints	9/29
		Bobby McCain	vs. Dolphins	9/22
INT Return Yards	37	Jaire Alexander	vs. Packers	10/6
Sacks	2.0	Za'Darius Smith	vs. Packers	10/6
Punts	6	JK Scott	vs. Packers	10/6
Punt Returns	2	Braxton Berrios	at Jets	10/13
		Jakeem Grant	vs. Dolphins	9/22
		Jabrill Peppers	vs. Giants	9/8
Punt Return Yards	23	Deonte Harris	at Saints	9/29
Kickoff Returns	3	Vyncint Smith	at Jets	10/13
Kickoff Return Yards	73	Vyncint Smith	at Jets	10/13
Field Goals Attempted	4	Wil Lutz	at Saints	9/29
Field Goals Made	4	Wil Lutz	at Saints	9/29

2019 REGULAR SEASON OPPONENTS LONGEST PLAYS

Run From Scrimmage	59	Saquon Barkley	vs. Giants	9/8
Touchdown Run	18	Aaron Jones	vs. Packers	10/6
Pass Reception	92	Robby Anderson	at Jets	10/13
Touchdown Reception	92	Robby Anderson	at Jets	10/13
Interception Return	37	Jaire Alexander	vs. Packers	10/6
Punt Return	23	Deonte Harris	at Saints	9/29
Kickoff Return	29	Deonte Harris	at Saints	9/29
Punt	62	Matt Haack	vs. Dolphins	9/22
Field Goal	42	Wil Lutz	at Saints	9/29

BIG YARDAGE GAMES

COWBOYS

100-YARD PASS RECEIVERS

DATE	OPPONENT	PLAYER	REC.	YDS.	AVG.	LG	TD
9/8	vs. N.Y. Giants	A. Cooper	6	106	17.7	45	1
9/8	vs. N.Y. Giants	M. Gallup	7	158	22.6	62	0
10/6	vs. Green Bay	A. Cooper	11	226	20.5	53t	1
10/6	vs. Green Bay	M. Gallup	7	113	16.1	40t	1

100-YARD RUSHERS

DATE	OPPONENT	PLAYER	ATT.	YDS.	AVG.	LG	TD
9/15	at Washington	E. Elliott	23	111	4.8	27	1
9/22	vs. Miami	E. Elliott	19	125	6.6	18	0
9/22	vs. Miami	T. Pollard	13	103	7.9	28	1
10/13	at N.Y. Jets	E. Elliott	28	105	3.8	13	1

300-YARD PASSERS

DATE	OPPONENT	PLAYER	REC.	YDS.	COMP.	LG	TD
9/8	vs. N.Y. Giants	D. Prescott	32	405	25	62	4
10/6	vs. Green Bay	D. Prescott	44	463	27	53t	2

2019 OPPONENTS BIG YARDAGE GAMES

100-YARD PASS RECEIVERS

DATE	OPPONENT	PLAYER	REC.	YDS.	AVG.	LG	TD
9/8	vs. N.Y. Giants	E. Engram	11	116	10.5	22	1
10/13	at N.Y. Jets	R. Anderson	5	125	25.0	92t	1

100-YARD RUSHERS

DATE	OPPONENT	PLAYER	ATT.	YDS.	AVG.	LG	TD
9/8	vs. N.Y. Giants	S. Barkley	11	120	10.9	59	0
10/6	vs. Green Bay	A. Jones	19	107	5.6	18t	4

300-YARD PASSERS

DATE	OPPONENT	PLAYER	REC.	YDS.	COMP.	LG	TD
9/8	vs. N.Y. Giants	E. Manning	44	306	30	43	1
10/13	at N.Y. Jets	S. Darnold	32	338	23	92t	2

100.0+ PASSER RATING

COWBOYS

PASSING GAMES

DATE	OPPONENT	PLAYER	ATT	CMP	YDS	CMP%	YDS/ATT	YDS/CMP	TD	TD%	INT	INT%	LONG	SACK/LOST	RATING
9/8	vs. Giants	Dak Prescott	32	25	405	78.1	12.7	16.2	4	12.5	0	0.0	62	0/0	158.3
9/15	at Redskins	Dak Prescott	30	26	269	86.7	9.0	10.3	3	10.0	1	3.3	51t	1/8	123.5

2019 OPPONENTS 100.0+ PASSER RATING

PASSING GAMES

DATE	OPPONENT	PLAYER	ATT	CMP	YDS	CMP%	YDS/ATT	YDS/CMP	TD	TD%	INT	INT%	LONG	SACK/LOST	RATING
9/15	at Redskins	Case Keenum	37	26	221	70.3	6.0	8.5	2	5.4	0	0.0	27	1/13	103.5
10/13	at Jets	Sam Darnold	32	23	338	71.9	10.6	14.7	2	6.3	1	3.1	92t	2/12	113.8

*Need minimum of 20 attempts to qualify

GAME SUMMARIES



17

WEEK 1

New York Giants 17, Dallas Cowboys 35
90,353 ★ AT&T Stadium ★ Sep 8, 2019



35

New York Giants 7 0 3 7 — 17
Dallas Cowboys 7 14 14 0 — 35

Scoring Drives

TEAM	QTR	TIME	SCORING PLAY	NYG	DAL
Giants	1	8:06	E. Ingram: 1-yard pass from E. Manning (A. Rosas kick) (7-91, 4:07)	7	0
Cowboys	1	3:19	B. Jarwin: 28-yard pass from D. Prescott (B. Maher kick) (11-75, 4:47)	7	7
Cowboys	2	10:19	J. Witten: 4-yard pass from D. Prescott (B. Maher kick) (10-93, 4:59)	7	14
Giants	3	1:13	A. Cooper: 21-yard pass from D. Prescott (B. Maher kick) (13-83, 6:43)	7	21
Giants	3	10:59	A. Rosas: 28-yard FG (11-75, 4:01)	10	21
Cowboys	3	9:48	R. Cobb: 25-yard pass from D. Prescott (B. Maher kick) (3-75, 1:11)	10	28
Cowboys	3	1:14	E. Elliott: 10-yard run (B. Maher kick) (7-89, 3:59)	10	35
Giants	4	2:49	W. Gallman Jr.: 2-yard run (A. Rosas kick) (6-75, 2:25)	17	35

Team Statistics

	Giants	Cowboys
First Downs	25	23
Total Net Yards	470	494
Rushes/Net Yards	17/151	30/89
Net Passing	319	405
Pass Attempts/Completions	48/33	32/25
Had Intercepted	0	0
Sacked/Yards Lost	1/4	0/0
Punts/Average	4/41.5	4/41.3
Penalties/Yards	8/70	6/47
Fumbles/Lost	3/2	0/0
Possession Time	27:42	32:18

New York Giants

PASSING	ATT	COM	YDS	SK/YD	TD	LG	INT	RTG
Eli Manning	44	30	306	1/4	1	43	0	95.5
Daniel Jones	4	3	30	0/0	0	10	0	55.2
TOTAL	48	33	323	1/4	1	43	0	94.4
RUSHING	ATT	YDS	AVG	LG	TD			
Saquon Barkley	11	120	10.9	59	0			
Wayne Gallman Jr.	2	17	8.5	15	0			
Eli Manning	1	6	6.0	6	0			
Daniel Jones	1	3	3.0	3	0			
Eli Penny	2	1	0.5	2	0			
TOTAL	17	151	8.9	59	1			
RECEIVING	NO	YDS	AVG	LG	TD			
Evan Engram	11	116	10.5	22	1			
Sterling Shepard	6	42	7.0	11	0			
Bernie Fowler III	5	40	8.0	17	0			
Saquon Barkley	4	19	4.8	9	0			
Cody Latimer	4	24	6.0	13	0			
Wayne Gallman Jr.	3	24	8.0	13	0			
Rhett Ellison	1	8	8.0	8	0			
TOTAL	33	323	9.8	43	1			

Dallas Cowboys

PASSING	ATT	COM	YDS	SK/YD	TD	LG	INT	RTG
Dak Prescott	32	25	405	0/0	4	62	0	158.3
TOTAL	32	25	405	0/0	4	62	0	158.3
RUSHING	ATT	YDS	AVG	LG	TD			
Ezekiel Elliott	13	53	4.1	10	1			
Tony Pollard	13	24	1.8	6	0			
Dak Prescott	4	12	3.0	8	0			
TOTAL	30	89	3.0	10	1			
RECEIVING	NO	YDS	AVG	LG	TD			
Michael Gallup	9	158	17.6	45	0			
Amari Cooper	6	106	17.7	25	1			
Randall Cobb	4	69	17.3	25	1			
Blake Jarwin	3	39	13.0	28	1			
Jason Witten	3	15	5.0	6	0			
Ezekiel Elliott	1	10	10.0	10	0			
Tavon Austin	1	8	8.0	8	0			
TOTAL	25	405	16.2	62	4			



31

WEEK 2

Dallas Cowboys 31, Washington Redskins 21
75,128 ★ FedExField ★ Sep 15, 2019



21

Dallas Cowboys 0 14 7 10 — 31
Washington Redskins 0 7 7 7 — 21

Scoring Drives

TEAM	QTR	TIME	SCORING PLAY	DAL	WAS
Redskins	2	14:15	A. Peterson: 1-yard run (D. Hopkins kick) (10-38, 5:53)	0	7
Cowboys	2	6:10	D. Smith: 51-yard pass from D. Prescott (B. Maher kick) (7-97, 3:34)	7	7
Cowboys	2	:09	J. Witten: 2-yard pass from D. Prescott (B. Maher kick) (11-83, 4:23)	14	7
Cowboys	3	9:58	A. Cooper: 10-yard pass from D. Prescott (B. Maher kick) (9-75, 5:02)	21	7
Redskins	3	4:30	P. Richardson Jr.: 9-yard pass from C. Keenum (D. Hopkins kick) (11-75, 5:28)	21	14
Cowboys	4	13:51	B. Maher: 25-yard FG (11-68, 5:39)	24	14
Cowboys	4	5:07	E. Elliott: 2-yard run (B. Maher kick) (10-54, 5:57)	31	14
Redskins	4	2:17	T. McLaurin: 1-yard pass from C. Keenum (D. Hopkins kick) (11-75, 2:50)	31	21

Team Statistics

	Cowboys	Redskins
First Downs	25	19
Total Net Yards	474	255
Rushes/Net Yards	34/213	17/47
Net Passing	261	208
Pass Attempts/Completions	30/26	37/26
Had Intercepted	1	0
Sacked/Yards Lost	1/8	1/13
Punts/Average	2/50.5	4/49.5
Penalties/Yards	8/67	6/44
Fumbles/Lost	0/0	0/0
Possession Time	33:22	26:38

Dallas Cowboys

PASSING	ATT	COM	YDS	SK/YD	TD	LG	INT	RTG
Dak Prescott	30	26	269	1/8	3	51	1	123.5
TOTAL	30	26	269	1/8	3	51	1	123.5
RUSHING	ATT	YDS	AVG	LG	TD			
Ezekiel Elliott	23	111	4.8	27	1			
Dak Prescott	5	69	13.8	42	0			
Tony Pollard	4	22	5.5	10	0			
Randall Cobb	2	11	5.5	7	0			
TOTAL	34	213	6.3	42	1			
RECEIVING	NO	YDS	AVG	LG	TD			
Michael Gallup	9	98	11.3	16	0			
Randall Cobb	5	24	4.8	9	0			
Amari Cooper	4	44	11.0	18	1			
Jason Witten	4	22	5.5	10	0			
Devin Smith	2	7	3.5	5	0			
Ezekiel Elliott	2	9	4.5	9	0			
Blake Jarwin	1	22	22.0	22	0			
Tony Pollard	1	1	1.0	1	0			
TOTAL	26	269	10.3	51	3			

Washington Redskins

PASSING	ATT	COM	YDS	SK/YD	TD	LG	INT	RTG
Case Keenum	37	26	221	1/13	2	27	0	103.5
TOTAL	37	26	221	1/13	2	27	0	103.5
RUSHING	ATT	YDS	AVG	LG	TD			
Adrian Peterson	10	25	2.5	10	1			
Steven Sims Sr.	3	16	5.3	8	0			
Wendell Smallwood	4	10	2.5	4	0			
Chris Thompson	2	3	1.5	2	0			
Case Keenum	1	1	1.0	1	0			
TOTAL	17	47	2.8	10	1			
RECEIVING	NO	YDS	AVG	LG	TD			
Chris Thompson	5	48	9.6	16	0			
Terry McLaurin	5	62	12.4	27	1			
Trey Quinn	4	36	9.0	12	0			
Paul Richardson Jr.	3	33	11.0	15	0			
Vernon Davis	2	29	14.5	17	0			
Adrian Peterson	2	9	4.5	5	0			
Wendell Smallwood	2	9	4.5	5	0			
Jeremy Sprinkle	1	11	11.0	11	0			
Steven Sims Sr.	1	3	3.0	3	0			
TOTAL	26	221	8.5	27	2			

GAME SUMMARIES



6

WEEK 3

Miami Dolphins 6, Dallas Cowboys 31
90,127 ★ AT&T Stadium ★ Sep 22, 2019



31

Miami Dolphins 3 3 0 0 — 6
Dallas Cowboys 10 0 14 7 — 31

Scoring Drives

TEAM	QTR	TIME	SCORING PLAY	MIA	DAL
Cowboys	1	10:27	B. Maher: 28-yard FG (8-53, 2:53)	0	3
Cowboys	1	5:57	A. Cooper: 5-yard pass from D. Prescott (B. Maher kick) (9-54, 3:26)	0	10
Dolphins	1	:53	J. Sanders: 22-yard FG (10-72, 5:04)	3	10
Dolphins	2	5:48	J. Sanders: 33-yard FG (10-49, 4:45)	6	10
Cowboys	3	12:28	A. Cooper: 19-yard pass from D. Prescott (B. Maher kick) (5-75, 2:32)	6	17
Cowboys	3	3:30	D. Prescott: 8-yard run (B. Maher kick) (9-76, 5:28)	6	24
Cowboys	4	3:45	T. Pollard: 16-yard run (B. Maher kick) (5-60, 1:42)	6	31

Team Statistics

	Dolphins	Cowboys
First Downs	17	28
Total Net Yards	283	476
Rushes/Net Yards	24/72	34/235
Net Passing	211	241
Pass Attempts/Completions	41/20	32/19
Had Intercepted	0	1
Sacked/Yards Lost	3/18	1/5
Punts/Average	5/43.8	3/44.3
Penalties/Yards	5/35	8/100
Fumbles/Lost	3/1	0/0
Possession Time	29:04	30:56

Miami Dolphins

PASSING	ATT	COM	YDS	SK/YD	TD	LG	INT	RTG
Josh Rosen	39	18	200	3/18	0	40	0	61.9
Ryan Fitzpatrick	2	1	4	0/0	0	25	0	115.8
TOTAL	41	20	229	3/18	0	40	0	66.0
RUSHING	ATT	YDS	AVG	LG	TD			
Kenyan Drake	12	38	3.2	8	0			
Kalen Ballage	8	17	2.1	6	0			
Josh Rosen	3	13	4.3	6	0			
Jakeem Grant	1	4	4.0	4	0			
TOTAL	24	72	3.0	8	0			
RECEIVING	NO	YDS	AVG	LG	TD			
Jakeem Grant	4	27	6.8	10	0			
Preston Williams	4	68	17.0	25	0			
DeVante Parker	3	56	18.7	40	0			
Kenyan Drake	3	34	11.3	19	0			
Mike Gesicki	3	9	3.0	5	0			
Allen Hurns	1	6	6.0	6	0			
Kalen Ballage	1	10	10.0	10	0			
Nick O'Leary	1	19	19.0	19	0			
TOTAL	20	229	11.5	40	0			

Dallas Cowboys

PASSING	ATT	COM	YDS	SK/YD	TD	LG	INT	RTG
Dak Prescott	32	19	246	1/5	2	37	1	91.4
TOTAL	32	19	246	1/5	2	37	1	91.4
RUSHING	ATT	YDS	AVG	LG	TD			
Ezekiel Elliott	19	125	6.6	18	0			
Tony Pollard	13	77	5.9	28	1			
Dak Prescott	2	7	3.5	8	0			
TOTAL	34	235	6.9	28	2			
RECEIVING	NO	YDS	AVG	LG	TD			
Amari Cooper	6	88	14.7	37	2			
Jason Witten	3	54	18.0	13	0			
Tony Pollard	3	25	8.3	12	0			
Devin Smith	2	39	19.5	33	0			
Ezekiel Elliott	2	14	7.0	12	0			
Randall Cobb	1	23	23.0	20	0			
Blake Jarwin	1	3	3.0	3	0			
TOTAL	19	246	12.9	37	2			



10

WEEK 4

Dallas Cowboys 10, New Orleans Saints 12
73,086 ★ Mercedes-Benz Superdome ★ Sep 29, 2019



12

Dallas Cowboys 3 0 7 0 — 10
New Orleans Saints 0 9 0 3 — 12

Scoring Drives

TEAM	QTR	TIME	SCORING PLAY	DAL	NO
Cowboys	1	5:08	B. Maher: 28-yard FG (9-44, 3:34)	3	0
Saints	2	14:55	W. Lutz: 40-yard FG (9-52, 5:13)	3	3
Saints	2	8:42	W. Lutz: 42-yard FG (7-27, 4:45)	3	6
Saints	2	:00	W. Lutz: 19-yard FG (8-43, 1:30)	3	9
Cowboys	3	7:47	E. Elliott: 1-yard run (B. Maher kick) (11-84, 5:44)	10	9
Saints	4	13:41	W. Lutz: 26-yard FG (15-67, 9:06)	10	12

Team Statistics

	Cowboys	Saints
First Downs	15	18
Total Net Yards	257	266
Rushes/Net Yards	20/45	27/117
Net Passing	212	149
Pass Attempts/Completions	33/22	30/23
Had Intercepted	1	1
Sacked/Yards Lost	1/11	5/44
Punts/Average	4/45.3	4/43.5
Penalties/Yards	6/64	9/80
Fumbles/Lost	2/2	0/0
Possession Time	23:56	36:04

Dallas Cowboys

PASSING	ATT	COM	YDS	SK/YD	TD	LG	INT	RTG
Dak Prescott	33	22	223	1/11	0	35	1	73.2
TOTAL	33	22	223	1/11	0	35	1	73.2
RUSHING	ATT	YDS	AVG	LG	TD			
Ezekiel Elliott	18	35	1.9	6	1			
Dak Prescott	1	7	7.0	7	0			
Tavon Austin	1	3	3.0	3	0			
TOTAL	20	45	2.3	7	1			
RECEIVING	NO	YDS	AVG	LG	TD			
Ezekiel Elliott	6	30	5.0	9	0			
Amari Cooper	5	48	9.6	14	0			
Jason Witten	4	50	12.5	16	0			
Blake Jarwin	3	49	16.3	33	0			
Randall Cobb	3	41	13.7	19	0			
Tavon Austin	1	5	5.0	5	0			
TOTAL	22	223	10.1	35	0			

New Orleans Saints

PASSING	ATT	COM	YDS	SK/YD	TD	LG	INT	RTG
Teddy Bridgewater	30	23	193	5/44	0	20	1	78.9
TOTAL	30	23	193	5/44	0	20	1	78.9
RUSHING	ATT	YDS	AVG	LG	TD			
Alvin Kamara	17	69	4.1	13	0			
Taysom Hill	2	16	8.0	18	0			
Latavius Murray	4	14	3.5	6	0			
Deonte Harris	1	10	10.0	10	0			
Teddy Bridgewater	3	8	2.7	5	0			
TOTAL	27	117	4.3	18	0			
RECEIVING	NO	YDS	AVG	LG	TD			
Michael Thomas	6	95	15.8	20	0			
Alvin Kamara	5	20	4.0	8	0			
Jared Cook	2	21	10.5	9	0			
Josh Hill	2	19	9.5	20	0			
Ted Ginn Jr.	1	19	19.0	19	0			
Latavius Murray	1	6	6.0	6	0			
Zach Line	1	3	3.0	3	0			
TOTAL	23	193	8.4	20	0			

GAME SUMMARIES



34

WEEK 5

Green Bay Packers 34, Dallas Cowboys 24
93,024 ★ AT&T Stadium ★ Oct 6, 2019



24

Green Bay Packers 14 3 14 3 — 34
Dallas Cowboys 0 0 10 14 — 24

Scoring Drives

TEAM	QTR	TIME	SCORING PLAY	GB	DAL
Packers	1	8:57	A. Jones: 18-yard run (M. Crosby kick) (5-47, 1:29)	7	0
Packers	1	:03	A. Jones: 3-yard run (M. Crosby kick) (9-89, 5:20)	14	0
Packers	2	2:19	M. Crosby: 20-yard FG (12-79, 6:03)	17	0
Cowboys	3	9:33	A. Jones: 5-yard run (M. Crosby kick) (7-58, 3:53)	24	0
Cowboys	3	5:54	B. Maher: 36-yard FG (11-57, 3:39)	24	3
Packers	3	3:30	A. Jones: 1-yard run (M. Crosby kick) (4-79, 2:24)	31	3
Cowboys	3	2:00	M. Gallup: 40-yard pass from D. Prescott (B. Maher kick) (6-75, 1:30)	31	10
Cowboys	4	13:52	E. Elliott: 2-yard run (B. Maher kick) (5-70, 1:27)	31	17
Packers	4	8:07	M. Crosby: 38-yard FG (4-9, 2:14)	34	17
Cowboys	4	7:46	A. Cooper: 53-yard pass from D. Prescott (B. Maher kick) (2-75, 0:21)	34	24

Team Statistics

	Packers	Cowboys
First Downs	24	32
Total Net Yards	335	563
Rushes/Net Yards	29/120	21/122
Net Passing	215	441
Pass Attempts/Completions	34/22	44/27
Had Intercepted	0	3
Sacked/Yards Lost	2/23	3/22
Punts/Average	6/49.5	3/33.3
Penalties/Yards	9/78	11/124
Fumbles/Lost	0/0	1/0
Possession Time	36:43	23:17

Green Bay Packers

PASSING	ATT	COM	YDS	SK/YD	TD	LG	INT	RTG
Aaron Rodgers	34	22	238	2/23	0	23	0	85.2
TOTAL	34	22	238	2/23	0	23	0	85.2
RUSHING	ATT	YDS	AVG	LG	TD			
Aaron Jones	19	107	5.6	18	4			
Tra Carson	6	14	2.3	7	0			
Aaron Rodgers	4	-1	-0.3	3	0			
TOTAL	29	120	4.1	18	4			
RECEIVING	NO	YDS	AVG	LG	TD			
Aaron Jones	7	75	10.7	22	0			
Tra Carson	4	18	4.5	8	0			
Jimmy Graham	4	41	10.3	23	0			
Gerónimo Allison	2	28	14.0	22	0			
Marcedes Lewis	2	17	8.5	15	0			
Dan Vitale	1	9	9.0	9	0			
Jake Kumerow	1	9	9.0	9	0			
Marquez Valdes-Scantling	1	18	18.0	18	0			
Robert Tonyan	1	23	23.0	23	0			
TOTAL	22	238	10.8	23	0			

Dallas Cowboys

PASSING	ATT	COM	YDS	SK/YD	TD	LG	INT	RTG
Dak Prescott	44	27	463	3/22	2	53	3	83.8
TOTAL	44	27	463	3/22	2	53	3	83.8
RUSHING	ATT	YDS	AVG	LG	TD			
Ezekiel Elliott	12	62	5.2	14	1			
Dak Prescott	4	27	6.8	14	0			
Tony Pollard	4	19	4.8	7	0			
Tavon Austin	1	14	14.0	14	0			
TOTAL	21	122	5.8	14	1			
RECEIVING	NO	YDS	AVG	LG	TD			
Amar Cooper	11	226	20.5	53	1			
Michael Gallup	7	113	16.1	40	0			
Jason Witten	3	29	9.7	26	0			
Randall Cobb	3	63	21.0	26	0			
Ezekiel Elliott	3	29	9.7	26	0			
Tavon Austin	1	13	13.0	13	0			
TOTAL	27	463	17.1	53	2			



22

WEEK 6

Dallas Cowboys 22, New York Jets 24
78,523 ★ MetLife ★ Oct 13, 2019



24

Dallas Cowboys 0 6 3 13 — 22
New York Jets 7 14 0 3 — 24

Scoring Drives

TEAM	QTR	TIME	SCORING PLAY	DAL	NYJ
Jets	1	3:24	L. Bell: 2-yard run (S. Ficken kick) (14-83, 7:54)	0	7
Cowboys	2	14:56	B. Maher: 50-yard FG (8-43, 3:28)	3	7
Jets	2	3:34	R. Anderson: 92-yard pass from S. Darnold (S. Ficken kick) (1-92, 0:12)	3	14
Jets	2	:27	R. Griffin: 5-yard pass from S. Darnold (S. Ficken kick) (6-65, 1:33)	3	21
Cowboys	2	:05	B. Maher: 62-yard FG (5-31, -12:33)	6	21
Cowboys	3	7:50	B. Maher: 32-yard FG (14-61, 7:10)	9	21
Cowboys	4	6:30	E. Elliott: 5-yard run (B. Maher kick) (11-84, 4:51)	16	21
Jets	4	3:24	S. Ficken: 38-yard FG (7-57, 3:06)	16	24
Cowboys	4	:43	D. Prescott: 4-yard run (pass failed) (10-75, 2:41)	22	24

Team Statistics

	Cowboys	Jets
First Downs	26	20
Total Net Yards	338	382
Rushes/Net Yards	34/129	20/56
Net Passing	269	326
Pass Attempts/Completions	40/28	32/23
Had Intercepted	0	1
Sacked/Yards Lost	1/8	2/12
Punts/Average	3/45.7	4/45.3
Penalties/Yards	16/105	8/105
Fumbles/Lost	0/0	0/0
Possession Time	32:03	27:57

Dallas Cowboys

PASSING	ATT	COM	YDS	SK/YD	TD	LG	INT	RTG
Dak Prescott	40	28	277	1/8	0	23	0	89.3
TOTAL	40	28	277	1/8	0	23	0	89.3
RUSHING	ATT	YDS	AVG	LG	TD			
Ezekiel Elliott	28	105	3.8	13	1			
Tony Pollard	3	13	4.3	10	0			
Dak Prescott	3	11	3.7	8	1			
TOTAL	34	129	3.8	13	2			
RECEIVING	NO	YDS	AVG	LG	TD			
Cedrick Wilson	5	46	9.2	14	0			
Ezekiel Elliott	5	47	9.4	20	0			
Jason Witten	5	57	11.4	20	0			
Tavon Austin	5	64	12.8	23	0			
Michael Gallup	4	48	12.0	17	0			
Blake Jarwin	2	6	3.0	3	0			
Amarion Cooper	1	6	6.0	6	0			
Dalton Schultz	1	6	6.0	6	0			
TOTAL	28	277	9.9	23	0			

New York Jets

PASSING	ATT	COM	YDS	SK/YD	TD	LG	INT	Rtg
Sam Darnold	32	23	338	2/12	2	92	1	113.8
TOTAL	32	23	338	2/12	2	92	1	113.8
RUSHING	ATT	YDS	AVG	LG	TD			
Le'Veon Bell	14	50	3.6	13	1			
Blial Powell	1	5	5.0	5	0			
Sam Darnold	5	1	0.2	3	0			
TOTAL	20	56	2.8	13	1			
RECEIVING	NO	YDS	AVG	LG	TD			
Jamison Crowder	6	98	16.3	30	0			
Robby Anderson	5	125	25.0	92	0			
Demaryius Thomas	4	62	15.5	33	0			
Ryan Griffin	3	28	9.3	12	1			
Ty Montgomery	3	17	5.7	10	0			
Le'Veon Bell	1	2	2.0	2	0			
Vincent Smith	1	2	2.0	2	0			
TOTAL	23	338	14.7	92	2			

DRIVE CHARTS

WEEK 1: COWBOYS 35, GIANTS 17

SEPTEMBER 8, 2019

★ COWBOYS												🏈 GIANTS													
#	RECD	LOST	POSS	OBTAINED	BEGAN	PLAYS	YDS	PEN	NET	1ST ENDED	GIVEN UP	#	RECD	LOST	POSS	OBTAINED	BEGAN	PLAYS	YDS	PEN	NET	1ST ENDED	GIVEN UP		
1	15:00	12:13	2:47	KO	DAL 25	6	29	0	29	2	NYG 46	Punt	1	12:13	08:06	4:07	Punt	NYG 9	7	89	2	91	5	DAL 1	TD
2	08:06	03:19	4:47	KO	DAL 25	11	85	-10	75	4	NYG 28	TD	2	03:19	00:18	3:01	KO	NYG 25	6	40	-10	30	2	DAL 45	Punt
3	00:18	10:19	4:59	Punt	DAL 7	9	103	-10	93	5	NYG 4	TD	3	10:19	07:56	2:23	KO	NYG 25	4	22	-5	17	1	NYG 42	Punt
4	07:56	01:13	6:43	Punt	DAL 17	13	88	-5	83	6	NYG 21	TD	4	01:13	00:00	1:13	KO	NYG 25	8	31	0	31	2	DAL 44	Downs
5	10:59	09:48	1:11	KO	DAL 25	3	75	0	75	2	NYG 25	TD	5	15:00	10:59	4:01	KO	NYG 15	11	75	0	75	3	DAL 10	Field Goal
6	05:13	01:14	3:59	FUM	DAL 11	7	89	0	89	3	NYG 10	TD	6	09:48	05:13	4:35	KO	NYG 25	9	64	0	64	3	DAL 7	FUM
7	13:37	10:44	2:53	Punt	DAL 34	5	22	0	22	1	NYG 44	Punt	7	01:14	13:37	2:37	KO	NYG 13	6	31	-10	21	1	NYG 34	Punt
8	07:53	05:14	2:39	Punt	DAL 38	3	5	-10	-5	0	DAL 33	Punt	8	10:44	07:53	2:51	Punt	NYG 10	5	22	-10	12	1	NYG 22	Punt
9	02:49	01:46	1:03	KO	DAL 16	3	0	0	0	0	DAL 16	Punt	9	05:14	02:49	2:25	Punt	NYG 25	6	75	0	75	6	DAL 2	TD
10	01:17	00:00	1:17	FUM	DAL 38	2	-2	0	-2	0	DAL 37	End Game	10	01:46	01:17	0:29	Punt	NYG 39	5	22	0	22	1	DAL 44	FUM

WEEK 2: COWBOYS 31, REDSKINS 21

SEPTEMBER 15, 2019

★ COWBOYS												🏈 REDSKINS													
#	RECD	LOST	POSS	OBTAINED	BEGAN	PLAYS	YDS	PEN	NET	1ST ENDED	GIVEN UP	#	RECD	LOST	POSS	OBTAINED	BEGAN	PLAYS	YDS	PEN	NET	1ST ENDED	GIVEN UP		
1	12:35	11:03	1:32	Punt	DAL 10	3	6	0	6	0	DAL 16	Punt	1	15:00	12:35	2:25	KO	WAS 25	5	17	0	17	1	WAS 42	Punt
2	08:40	05:08	3:32	Punt	DAL 10	6	33	0	33	1	DAL 43	INT	2	11:03	08:40	2:23	Punt	WAS 44	3	17	-10	7	0	DAL 49	Punt
3	14:15	12:49	1:26	KO	DAL 25	3	-3	0	-3	0	DAL 22	Punt	3	05:08	14:15	5:53	INT	DAL 38	10	48	-10	38	4	DAL 1	TD
4	09:44	06:10	3:34	Punt	DAL 3	7	97	0	97	4	DAL 49	TD	4	12:49	09:44	3:05	Punt	WAS 26	5	3	10	13	2	WAS 39	Punt
5	04:32	00:09	4:23	Punt	DAL 17	11	74	9	83	6	WAS 2	TD	5	06:10	04:32	1:38	KO	WAS 25	3	7	0	7	0	WAS 32	Punt
6	15:00	09:58	5:02	KO	DAL 25	9	85	-10	75	4	WAS 10	TD	6	00:09	00:00	0:09	KO	WAS 19	1	-1	0	-1	0	WAS 19	End Half
7	04:30	13:51	5:39	KO	DAL 25	11	83	-15	68	4	WAS 7	Field Goal	7	09:58	04:30	5:28	KO	WAS 25	11	70	5	75	5	DAL 9	TD
8	11:04	05:07	5:57	Downs	DAL 46	10	54	0	54	4	WAS 2	TD	8	13:51	11:04	2:47	KO	WAS 25	6	29	0	29	1	DAL 46	Downs
9	02:17	00:00	2:17	KO	DAL 13	6	45	0	45	2	WAS 41	End Game	9	05:07	02:17	2:50	KO	WAS 25	11	65	10	75	6	DAL 1	TD

WEEK 3: COWBOYS 31, DOLPHINS 6

SEPTEMBER 22, 2019

★ COWBOYS												🐬 DOLPHINS													
#	RECD	LOST	POSS	OBTAINED	BEGAN	PLAYS	YDS	PEN	NET	1ST ENDED	GIVEN UP	#	RECD	LOST	POSS	OBTAINED	BEGAN	PLAYS	YDS	PEN	NET	1ST ENDED	GIVEN UP		
1	13:20	10:27	2:53	Missed FG	DAL 37	8	53	0	53	2	MIA 10	Field Goal	1	15:00	13:20	1:40	KO	MIA 25	7	46	0	46	1	DAL 29	Missed FG
2	09:23	05:57	3:26	Punt	DAL 46	9	64	-10	54	4	MIA 5	TD	2	10:27	09:23	1:04	KO	MIA 21	3	2	0	2	0	MIA 23	Punt
3	00:53	14:44	1:09	KO	DAL 25	3	13	0	13	1	DAL 38	INT	3	05:57	00:53	5:04	KO	MIA 25	10	72	0	72	4	DAL 3	Field Goal
4	13:50	10:33	3:17	Punt	DAL 8	6	18	0	18	1	DAL 26	Punt	4	14:44	13:50	0:54	INT	MIA 49	3	4	0	4	0	DAL 47	Punt
5	05:48	03:09	2:39	KO	DAL 25	5	17	-5	12	1	DAL 37	Punt	5	10:33	05:48	4:45	Punt	MIA 36	10	49	0	49	2	DAL 15	Field Goal
6	00:25	00:00	0:25	FUM	DAL 9	5	39	0	39	3	DAL 48	End Half	6	03:09	00:25	2:44	Punt	MIA 17	8	45	31	76	5	DAL 7	FUM
7	15:00	12:28	2:32	KO	DAL 25	5	75	0	75	3	MIA 19	TD	7	12:28	08:58	3:30	KO	MIA 25	5	7	-5	2	1	MIA 27	Punt
8	08:58	03:30	5:28	Punt	DAL 24	9	86	-10	76	6	MIA 8	TD	8	03:30	01:51	1:39	KO	MIA 25	3	7	0	7	0	MIA 32	Punt
9	01:51	14:49	2:02	Punt	DAL 20	3	9	0	9	0	DAL 29	Punt	9	14:49	12:39	2:10	Punt	MIA 23	6	-1	10	9	1	MIA 32	Punt
10	12:39	07:54	4:45	Punt	DAL 15	10	63	-15	48	3	MIA 37	Missed FG	10	07:54	05:27	2:27	Missed FG	MIA 45	8	16	0	16	1	DAL 38	Downs
11	05:27	03:45	1:42	Downs	DAL 40	5	40	20	60	4	MIA 16	TD	11	03:45	00:38	3:07	KO	MIA 25	8	36	0	36	2	DAL 40	Downs
12	00:38	00:00	0:38	Downs	DAL 39	1	-1	0	-1	0	DAL 39	End Game													

WEEK 4: COWBOYS 10, SAINTS 12

SEPTEMBER 29, 2019

★ COWBOYS												🏴‍☠️ SAINTS													
#	RECD	LOST	POSS	OBTAINED	BEGAN	PLAYS	YDS	PEN	NET	1ST ENDED	GIVEN UP	#	RECD	LOST	POSS	OBTAINED	BEGAN	PLAYS	YDS	PEN	NET	1ST ENDED	GIVEN UP		
1	15:00	11:57	3:03	KO	DAL 25	6	26	0	26	2	NO 49	Punt	1	11:57	08:42	3:15	Punt	NO 14	6	33	-15	18	1	NO 32	INT
2	08:42	05:08	3:34	INT	DAL 46	9	29	15	44	3	NO 10	Field Goal	2	05:08	14:55	5:13	KO	NO 26	9	47	5	52	4	DAL 22	Field Goal
3	14:55	13:27	1:28	KO	DAL 25	3	5	0	5	0	DAL 30	Punt	3	13:27	08:42	4:45	Punt	NO 49	7	37	-10	27	2	DAL 24	Field Goal
4	08:42	07:07	1:35	KO	DAL 25	3	22	0	22	0	DAL 31	FUM	4	07:07	04:39	2:28	FUM	NO 47	3	11	-10	1	0	NO 48	Punt
5	04:39	01:30	3:09	Punt	DAL 22	7	32	-10	22	1	DAL 43	FUM	5	01:30	00:00	1:30	FUM	DAL 44	8	29	14	43	3	DAL 1	Field Goal
6	13:31	07:47	5:44	Punt	DAL 16	11	79	5	84	6	NO 1	TD	6	15:00	13:31	1:29	KO	NO 25	3	9	0	9	0	NO 34	Punt
7	13:41	11:26	2:15	KO	DAL 25	5	12	5	17	1	DAL 42	Punt	7	07:47	13:41	9:06	KO	NO 25	15	62	5	67	5	DAL 8	Field Goal
8	06:51	05:22	1:29	Punt	DAL 10	3	8	0	8	0	DAL 18	Punt	8	11:26	06:51	4:35	Punt	NO 20	6	23	-10	13	1	NO 33	Punt
9	01:39	00:00	1:39	Punt	DAL 14	8	44	-10	34	2	DAL 48	INT	9	05:22	01:39	3:43	Punt	NO 38	9	15	0	15	2	DAL 47	Punt

DRIVE CHARTS

WEEK 5: COWBOYS 24, PACKERS 34

OCTOBER 6, 2019

★ COWBOYS

🏈 PACKERS

	RECD	LOST	POSS	OBTAINED	BEGAN	PLAYS	YDS	PEN	NET	1ST ENDED	GIVEN UP	#	RECD	LOST	POSS	OBTAINED	BEGAN	PLAYS	YDS	PEN	NET	1ST ENDED	GIVEN UP		
1	12:31	10:26	2:05	Punt	DAL 25	4	37	0	37	2	GB 38	INT	1	15:00	12:31	2:29	KO	GB 25	3	16	-15	1	0	GB 26	Punt
2	08:57	05:23	3:34	KO	DAL 10	6	51	-5	46	2	GB 44	Punt	2	10:26	08:57	1:29	INT	DAL 47	5	47	0	47	3	DAL 18	TD
3	00:03	12:36	2:27	KO	DAL 25	6	50	-10	40	2	GB 35	INT	3	05:23	00:03	5:20	Punt	GB 11	9	89	0	89	5	DAL 3	TD
4	11:10	08:22	2:48	Punt	DAL 31	5	16	0	16	1	DAL 47	Punt	4	12:36	11:10	1:26	INT	GB 28	3	4	-10	-6	0	GB 22	Punt
5	02:19	00:40	1:39	KO	DAL 24	9	40	0	40	3	GB 36	Missed FG	5	08:22	02:19	6:03	Punt	GB 19	12	64	15	79	5	DAL 2	Field Goal
6	00:13	00:00	0:13	Punt	DAL 10	3	21	0	21	1	DAL 31	End Half	6	00:40	00:13	0:27	Missed FG	GB 44	3	-2	0	-2	0	GB 42	Punt
7	15:00	13:26	1:34	KO	DAL 19	3	16	-10	6	0	DAL 25	Punt	7	13:26	09:33	3:53	Punt	GB 42	7	53	5	58	4	DAL 5	TD
8	09:33	05:54	3:39	KO	DAL 25	11	57	0	57	4	GB 18	Field Goal	8	05:54	03:30	2:24	KO	GB 21	4	40	39	79	4	DAL 1	TD
9	03:30	02:00	1:30	KO	DAL 25	6	75	0	75	3	GB 40	TD	9	02:00	00:19	1:41	KO	GB 25	3	10	-10	0	0	GB 25	Punt
10	00:19	13:52	1:27	Punt	DAL 30	5	82	-12	70	7	GB 2	TD	10	13:52	10:29	3:23	KO	GB 25	5	0	0	0	1	GB 25	Punt
11	10:29	10:21	0:08	Punt	DAL 34	1	0	0	0	0	DAL 34	INT	11	10:21	08:07	2:14	INT	DAL 29	4	9	0	9	0	DAL 20	Field Goal
12	08:07	07:46	0:21	KO	DAL 25	2	60	15	75	2	DAL 47	TD	12	07:46	03:33	4:13	KO	GB 25	6	9	0	9	2	GB 34	Punt
13	03:33	01:41	1:52	Punt	DAL 17	10	58	10	68	5	GB 15	Missed FG	13	01:41	00:00	1:41	Missed FG	GB 23	3	-4	0	-4	0	GB 20	End Game

WEEK 6: COWBOYS 22, JETS 24

OCTOBER 13, 2019

★ COWBOYS

🏈 JETS

#	RECD	LOST	POSS	OBTAINED	BEGAN	PLAYS	YDS	PEN	NET	1ST ENDED	GIVEN UP	#	RECD	LOST	POSS	OBTAINED	BEGAN	PLAYS	YDS	PEN	NET	1ST ENDED	GIVEN UP		
1	12:40	11:18	1:22	Punt	DAL 33	3	5	0	5	0	DAL 38	Punt	1	15:00	12:40	2:20	KO	NYJ 18	4	18	0	18	1	NYJ 36	Punt
2	03:24	14:56	3:28	KO	DAL 25	8	48	-5	43	2	NYJ 32	Field Goal	2	11:18	03:24	7:54	Punt	NYJ 17	14	55	28	83	7	DAL 2	TD
3	13:37	11:15	2:22	Punt	DAL 29	5	16	0	16	1	DAL 45	Punt	3	14:56	13:37	1:19	KO	NYJ 28	3	5	-10	-5	0	NYJ 23	Punt
4	08:32	03:46	4:46	Punt	DAL 38	10	54	0	54	2	NYJ 7	Downs	4	11:15	08:32	2:43	Punt	NYJ 17	3	12	-10	2	0	NYJ 19	Punt
5	03:34	02:00	1:34	KO	DAL 25	3	8	0	8	0	DAL 33	Punt	5	03:46	03:34	0:12	Downs	NYJ 8	1	92	0	92	1	NYJ 8	TD
6	00:27	00:00	0:27	KO	DAL 25	5	31	0	31	1	NYJ 44	Field Goal	6	02:00	00:27	1:33	Punt	NYJ 35	6	65	0	65	4	DAL 5	TD
7	15:00	07:50	7:10	KO	DAL 25	14	71	-10	61	4	NYJ 14	Field Goal	7	07:50	02:31	5:19	KO	NYJ 25	9	74	-10	64	4	DAL 11	INT
8	02:31	14:09	3:22	INT	DAL 26	10	52	0	52	3	NYJ 22	Missed FG	8	14:09	11:21	2:48	Missed FG	NYJ 30	5	8	5	13	1	NYJ 43	Punt
9	11:21	06:30	4:51	Punt	DAL 16	11	69	15	84	6	NYJ 5	TD	9	06:30	03:24	3:06	KO	NYJ 23	7	57	0	57	2	DAL 20	Field Goal
10	03:24	00:43	2:41	KO	DAL 25	10	45	30	75	7	NYJ 4	TD	10	00:43	00:00	0:43	KO	DAL 48	3	-4	0	-4	0	NYJ 49	End Game