



THANKSGIVING DAY GAME
REGULAR SEASON GAME #11 - THURSDAY, NOVEMBER 26, 2020
DALLAS COWBOYS VS. WASHINGTON FOOTBALL TEAM
AT&T STADIUM - ARLINGTON, TX - 3:30 P.M. (CST)

DELIVERED BY UPS:



KDFW FOX 4 - DFW
 Play-By-Play: Joe Buck
 Analyst: Troy Aikman
 Sideline Reporter: Erin Andrews
 Sideline Reporter: Kristina Pink

KMVK-FM 107.5 Mega
 Play-By-Play: Victor Villalba
 Analyst: Luis Perez

KRLD-FM 105.3 THE FAN
 Play-By-Play: Brad Sham
 Analyst: Babe Laufenberg
 Sideline Reporter: Kristi Scales

COMPASS MEDIA (National)
 Play-By-Play: Kevin Ray
 Analyst: Danny White

★ COWBOYS PR ON TWITTER ★

The official Twitter account of the Dallas Cowboys Public Relations team (@DallasCowboysPR) will provide pertinent stats, information, transactions, game updates and more throughout the week and on gameday. Follow us for the most up-to-date info related to the Cowboys organization.

★ BY THE NUMBERS ★

31

The Cowboys have a 31-20-1 record on Thanksgiving Day, and Thursday marks the 10th time the Cowboys and Washington will square off on Thanksgiving Day - most against any team the Cowboys have played on the holiday.

48

CeeDee Lamb leads all rookies with 48 receptions in 2020, and last week against Minnesota, he established a Cowboys franchise record for rookie receptions, breaking Bob Hayes record of 46 receptions set in 1965.

100

Ezekiel Elliott recorded his first 100-yard rushing game of the 2020 season with 103 yards on the ground against the Vikings. It was Elliott's 27th 100-yard game since 2016 - the most of any player in the NFL.

QUICK FACTS:



DALLAS COWBOYS (3-7)
 VS.
 WASHINGTON FOOTBALL TEAM (3-7)
Regular Season Series Record:
 Dallas leads series 72-44-2



Last Meeting:
 Dallas 3, @ Washington 25, Oct. 25, 2020
Last Meeting in Dallas:
 Dallas 47, Washington 16, Dec. 29, 2019
Last Cowboys Win:
 @ Dallas 47, Washington 16, Dec. 29, 2019
Series Streak:
 Dallas has won seven of the last 10

★ THIS WEEK'S SCHEDULE ★

Monday, Nov. 23

5:00 p.m. Coach McCarthy conference call

Tuesday, Nov. 24

10:30 a.m. Coach McCarthy conference call
 11:30 a.m. first portion of practice open
 1:00 p.m. virtual player availability

Wednesday, Nov. 25

10:15 a.m. Coach McCarthy conference call
 10:45 a.m. first portion of practice open
 11:45 a.m. virtual player availability

Thursday, Nov. 26

3:00 p.m. Kickoff against Washington Football Team

★ TABLE OF CONTENTS ★

Radio and TV broadcast info	1
Dallas Cowboys Media Schedule	1
Dallas Cowboys OMG info.....	1
Cowboys PR contact info.....	1
Dallas Cowboys 60th Anniversary	2
DallasCowboys.com	2
Dallas Cowboys Infographic	3
Mike McCarthy Facts and Figures	4
2020 Coaching Staff	4
Mike McCarthy bio/coaching experience	5
Opposing Head Coach Bio	5
What to Watch For	6
Head Coaching Experience	7
Team Captains	7
NFC East Standings/Statistics	7
Cowboys on Thanksgiving	8
Player Highlights against Washington	9
Series History.....	9
2020 Stat Comparison	9
AT&T Stadium Record When	10
Winning Tradition	10
A Championship Tradition	11
Individual Notes	12-27
Andy Dalton	12
Ezekiel Elliott	13-16
Amari Cooper	16-17
CeeDee Lamb/wide receivers	18-19
Offensive Notes	20
Offensive Line/quarterbacks.....	21
Dak Prescott.....	22-25
DeMarcus Lawrence/pass rush.....	26
Aldon Smith/Trevon Diggs.....	27
Greg Zuerlein	28
Special Teams Notes	28
2020 Regular Season Stats.....	29
2020 Defensive Stats.....	30
Unofficial Depth Chart	31
Pronunciation Guide	31
Coaching Staff	31
Alphabetical Roster.....	32
Numerical Roster	33
Positional Roster.....	34
How The Cowboys Were Built	35
Contract Status	35
Contract Analysis	36
When The Cowboys Were Built	37
Transactions by Date	38-39
Transactions by Player	40-41

★ 60 SEASONS OF EXCELLENCE ★



The Dallas Cowboys kicked off their season-long celebration of the club's 60th year anniversary, which this season will include introducing special events, recognitions and announcements to commemorate the 60th year anniversary.

In September, a DallasCowboys.com digital and social feature began a count down of the top-60 players in Cowboys history presented by DraftKings.

The 14-person committee responsible for the selection of the Cowboys top-60 players included two Pro Football Hall of Fame voters, Rick Gosselin and Charean Williams, along with longtime Cowboys play-by-play announcer Brad Sham. Authors Nick Eatman and Jeff Sullivan were among the group, as were longtime writers and broadcasters Todd Archer (ESPN.com), Kurt Daniels (Dallas Cowboys Star Magazine), Clarence E. Hill (Fort Worth Star-Telegram), Bill Jones (KTVT-CBS 11), David Moore (The Dallas Morning News), Kristi Scales (Dallas Cowboys Radio Network), Rob Phillips and Mickey Spagnola (DallasCowboys.com), and Jean-Jacques Taylor (The Dallas Morning News/ESPN Radio).

To learn more about the top-60 Cowboys players go to <https://www.dallascowboys.com/top60>.

Throughout 2020, the club will release more original digital content that will feature significant historical moments and events throughout club history on all of its social media and related platforms, unveil new 60th Anniversary themed merchandise and release rare collector's items in partnership with some of the team's respective partners.



★ DALLASCOWBOYS.COM ★



The Dallas Cowboys official website is your one-stop shop for all breaking news, analysis and opinion, along with unique X's and O's breakdown featured in written content, videos and radio podcasts. DallasCowboys.com offers the best collection of timely articles, press conferences and videos, combined with the best spot to purchase tickets and order merchandise from the Cowboys Pro Shop. From the latest news to the latest apparel, there is no better place to visit than DallasCowboys.com.

To view the latest press conferences featuring coaches, player interviews from daily locker room sessions, radio interviews with Cowboys front office executives and Dallas Cowboys game highlights, visit <https://www.dallascowboys.com/all-media/>



@dallascowboys



/dallascowboys



@dallascowboys



@dallascowboys



Round Up

A look at this week's top storylines



VS.



Dallas Cowboys (3-7) vs. Washington Football Team • Thursday, Nov. 26, 2020 3:30 p.m. CST

Player Spotlight

21 EZEKIEL ELLIOTT

60

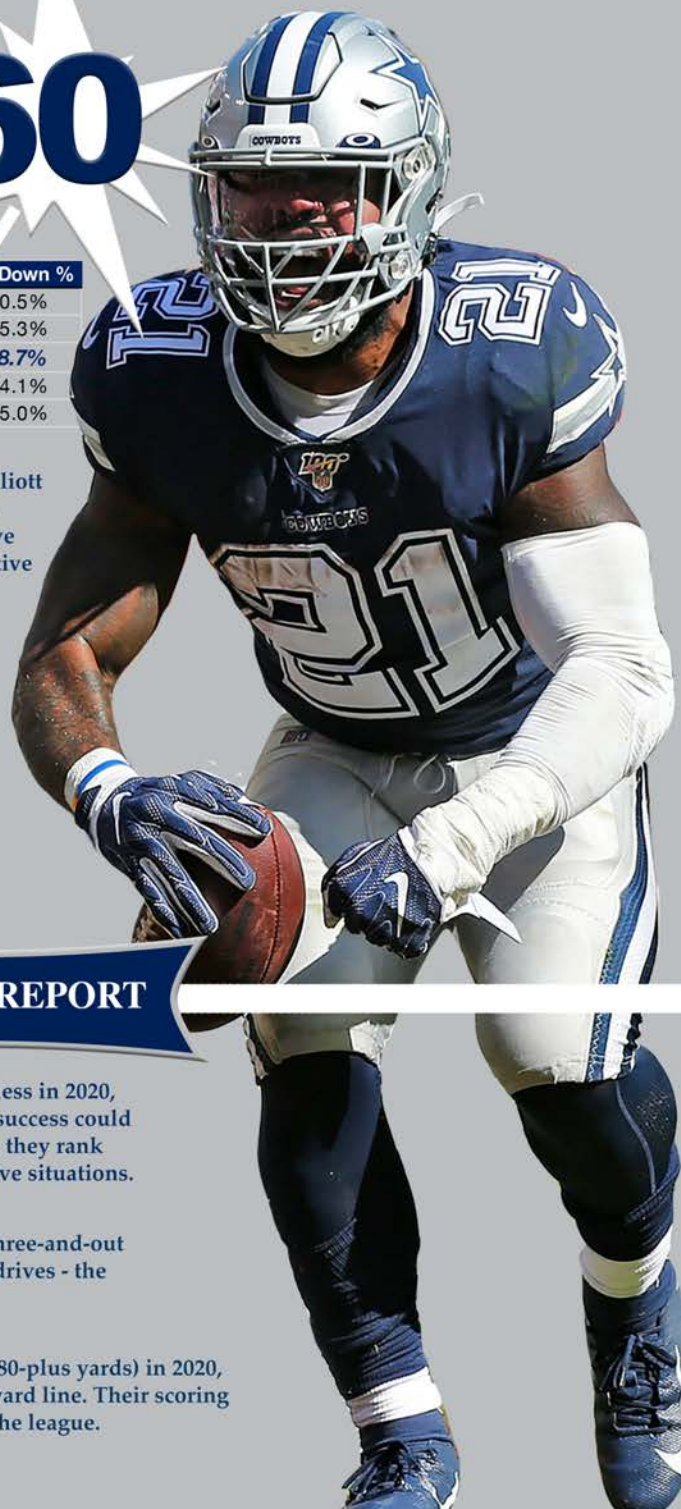
- ★ Ezekiel Elliott has been the engine that keeps the Cowboys offense moving in 2020, gaining 60 first downs on the ground and through the air - the third-most in the NFL:

Player	Team	Rush 1st	Rec 1st	Total 1st	1st Down %
Dalvin Cook	Minnesota	58	11	69	30.5%
Alvin Kamara	New Orleans	36	29	65	35.3%
Ezekiel Elliott	Dallas	45	15	60	28.7%
Derrick Henry	Tennessee	54	4	58	24.1%
James Robinson	Jacksonville	40	11	51	25.0%

- ★ After much continuity at offensive line in his first four seasons, Elliott has run behind seven different starting line combinations in 2020. Through this adversity, Elliott has still managed to provide positive yardage on the vast majority of rush attempts by recording a negative rush on only 5.85% of his carries - the fifth-lowest percentage. (min. 75 carries)
- ★ Elliott has been a touchdown machine for the Cowboys, scoring 20 rushing touchdowns and four receiving touchdowns to give the Cowboys a go-ahead score since his rookie season - the most go-ahead touchdowns of any non-passer in the NFL since 2016.
- ★ Elliott recorded his first 100-yard rushing game of the season at Minnesota (11/22), but he already has five 100 scrimmage yard games in 2020, tied for fourth in the NFL.

SCOUTING REPORT

- 3 Dallas holds a 3-1 record in games decided by three points or less in 2020, while Washington is 0-3 in such close contests. The Cowboys success could be correlated to their efficiency in the two-minute drill, where they rank fourth in the NFL with 26 points scored in two-minute offensive situations.
- 40 Washington has been great at forcing opposing offenses into three-and-out drives in 2020, preventing a first down on 40-of-113 opponent drives - the fourth-best "three-and-out" percentage in the league at 35.4%.
- 80 Washington has not fared well when forced to drive the field (80-plus yards) in 2020, scoring on only seven-of-32 drives that started inside their 20-yard line. Their scoring percentage of 21.9% on these long drives is the third-worst in the league.



MIKE MCCARTHY

Head Coach
2020



★ WINNING HEAD COACH ★

The Dallas Cowboys named Mike McCarthy the ninth head coach in franchise history on Jan. 5, 2020. Along with 13 years of head coaching experience and 13 additional years as an assistant coach in the NFL, McCarthy came to Dallas with a 125-77-2 regular season coaching record - all with the Green Bay Packers (2006-18).

With a 3-7 record in 2020, he owns the sixth-most wins (29th all-time) and seventh-highest winning percentage among qualifying active NFL coaches. His teams have qualified for the postseason nine times, won six NFC North Division titles, made four NFC Championship Game appearances and took home a Super Bowl XLV championship.

Most Regular Season Wins by Active Head Coach

Coch	Years	Won	Loss	Tied	Pct
Bill Belichick.....	1991-2020	277	133	0	.677
Andy Reid.....	1999-2020	216	129	1	.626
Mike Tomlin.....	2007-2020	143	74	1	.658
Pete Carroll.....	1994-2020	140	93	1	.600
Sean Payton.....	2006-2020	139	79	0	.638
Mike McCarthy.....	2006-2020	128	84	2	.603
John Harbaugh.....	2008-2020	124	78	0	.614
Jon Gruden.....	1998-2020	112	106	0	.514

★ TOP FINISHES ★

From 2006-18, Mike McCarthy led the Packers offense to the top of the league in several key categories:

3rd	Pass Yards-Per-Game (254.1)
2nd	Touchdown/Interception Ratio (2.88)
3rd	Passing Touchdowns (422)
3rd	Points-Per-Game (25.9)
2nd	Scrimmage Yards-Per-Touch (7.82)
10	Playoff victories - tied for the third-most in the NFL from 2006-18.

★ 2020 COACHING STAFF ★

Mike McCarthy **Head Coach**
Rob Davis.....Asst. Head Coach

Kellen Moore.....Offensive Coordinator
Joe Philbin.....Offensive Line
Jeff Blasko.....Asst. Offensive Line
Adam Henry.....Wide Receivers
Lunda Wells.....Tight Ends
Skip Peete.....Running Backs
Doug Nussmeier.....Quarterbacks
Chase Haslett.....Quality Control - Offense

Mike Nolan.....Defensive Coordinator
Jim Tomsula.....Defensive Line
Leon Lett.....Asst. Defensive Line
Scott McCurley.....Linebackers
George Edwards.....Senior Defensive Assistant
Maurice Linguist.....Defensive Backs
Al Harris.....Defensive Backs
Cannon Matthews.....Quality Control - Defense

John Fassel.....Special Teams Coordinator
Matt Daniels.....Asst. Special Teams

Scott Tolzien.....Coaching Assistant

Markus Paul.....Strength and Conditioning Coordinator
Harold Nash.....Asst. Strength and Conditioning
Kendall Smith.....Asst. Strength and Conditioning

Ryan Feder.....Quality Control/Analytics
Justin Rudd.....Video/Analytics
Eric Simonelli.....Quality Control/Analytics
Kyle Valero.....Quality Control/Analytics

★ McCARTHY'S RECORD WHEN... ★

Below is a look at McCarthy's head coaching record under several different circumstances:

Regular season.....	128-84-2
Postseason.....	10-8
Overall.....	138-92-2

	Regular	Post
September.....	30-17-1	
October.....	33-18	
November.....	26-31-1	
December.....	35-18	
January.....	4-0	9-8
February.....		1-0
Playing at home.....	75-30-2	5-3
Playing on the road.....	53-54	5-5
Playing at AT&T Stadium.....	3-3	2-0
Playing in prime time.....	29-30	3-1
Thursday.....	10-5	
Saturday.....	1-1	3-2
Sunday.....	109-68-2	7-6
Monday.....	8-10	
Playing against the NFC East.....	16-12	5-2
Playing against the NFC.....	97-59-2	9-8
Playing against the AFC.....	30-23	1-0
Playing on grass surface.....	99-50-2	7-6
Playing on artificial surface.....	29-34	3-2
Post Bye.....	10-4	
Post Bye Home.....	4-1	
Post Bye Road.....	6-3	
When scoring 30-plus points.....	72-8	6-2
When team scores first.....	88-32-2	4-2
When team leads at halftime.....	100-21-1	9-2

★ MCCARTHY'S HEAD COACHING RECORD AND COACHING EXPERIENCE ★

Regular Season						Postseason				McCarthy vs. NFL					
Year	Team	W	L	T	Pct.	Result	W	L	Pct.	Result	Team	W	L	T	PCT.
2006	Green Bay.....	8	8	0	.500	2nd NFC North					Arizona	3	3	0	0.500
2007	Green Bay.....	13	3	0	.813	1st NFC North	1	1	.500	NFC Championship Game	Atlanta	4	4	0	0.500
2008	Green Bay.....	6	10	0	.375	3rd NFC North					Baltimore	2	1	0	0.667
2009	Green Bay.....	11	5	0	.688	2nd NFC North	0	1	.000	Wild Card Game	Buffalo	2	2	0	0.500
2010	Green Bay.....	10	6	0	.625	2nd NFC North	4	0	1.000	Super Bowl XLV	Carolina	3	3	0	0.500
2011	Green Bay.....	15	1	0	.938	1st NFC North	0	1	.000	Divisional Game	Chicago	18	7	0	0.720
2012	Green Bay.....	11	5	0	.688	1st NFC North	1	1	.500	Divisional Game	Cincinnati	1	2	0	0.333
2013	Green Bay.....	8	7	1	.531	1st NFC North	0	1	.000	Wild Card Game	Cleveland	3	1	0	.750
2014	Green Bay.....	12	4	0	.750	1st NFC North	1	1	.500	NFC Championship Game	Dallas	5	3	0	0.625
2015	Green Bay.....	10	6	0	.625	2nd NFC North	1	1	.500	Divisional Game	Denver	2	1	0	0.667
2016	Green Bay.....	10	6	0	.625	1st NFC North	2	1	.667	NFC Championship Game	Detroit	18	7	0	0.720
2017	Green Bay.....	7	9	0	.438	3rd NFC North					Houston	2	1	0	0.667
2018	Green Bay.....	4	7	1	.375						Indianapolis	1	2	0	0.333
2020	Dallas.....	3	7	0	.300						Jacksonville	2	1	0	0.667
Totals		128	84	2	.604		10	8	.556		Kansas City	2	1	0	0.667
		Year		Position, Team											
		1987-88.....		Graduate Assistant, Fort Hays State											
		1989-91.....		Graduate Assistant, Pittsburgh											
		1992.....		Wide Receivers, Pittsburgh											
		1993-94.....		Offensive Quality Control, Kansas City Chiefs											
		1995-98.....		Quarterbacks, Kansas City Chiefs											
		1999.....		Quarterbacks, Green Bay Packers											
		2000-04.....		Offensive Coordinator, New Orleans Saints											
		2005.....		Offensive Coordinator, San Francisco 49ers											
		2006-18.....		Head Coach, Green Bay Packers											
		2020.....		Head Coach, Dallas Cowboys											
		Totals		128 84 2 .604											

★ HEAD COACHES ★

MIKE MCCARTHY (128-84-2, 14th Year, 1st Year DAL, 3-7)

The Dallas Cowboys named Mike McCarthy the ninth head coach in franchise history on Jan. 8, 2020, handing the reigns of the team to an innovative offensive mind with a championship pedigree.

McCarthy comes to Dallas with 13 years of head coaching experience and 13 additional years as an assistant coach in the NFL, including six as an offensive coordinator.

As a head coach, McCarthy has racked up a 128-84-2 regular season coaching record, and he owns the sixth-most wins (29th all-time) and seventh-highest winning percentage (.604) among active NFL coaches. His teams have qualified for the postseason nine times, won six NFC North Division titles, made four NFC Championship Game appearances and took home a Super Bowl XLV championship held at AT&T Stadium in Arlington, Texas, following the 2010 NFL season.

Having mentored top quarterbacks, including Hall of Famers and future Hall of Famers, McCarthy's experience and success with young quarterbacks will help shape the immediate future of the Dallas Cowboys.

Known as a prolific offensive mind - and the primary play-caller - McCarthy's Packers offense finished fourth in the NFL in total offense and third in points-per-game in total through his tenure with the club.

McCarthy is only the fourth head coach in NFL history to lead a single franchise to eight or more consecutive playoff appearances, joining Tom Landry, Noll and Bill Belichick. Those eight appearances from 2009-16 were more than the rest of the NFC North Division combined over that span (Minnesota, three; Detroit, three; Chicago, one).

McCarthy's nine playoff appearances overall are the most by a Packers coach since the NFL postseason began in 1933, and he guided the Packers to a franchise-record fourth consecutive division title in 2014. With the victory over Dallas in the 2016 playoffs, McCarthy surpassed Lombardi and Holmgren for the most playoff victories in team history (10).

McCarthy's success began with dominance at home. Under McCarthy at Lambeau Field, the Packers owned the fourth-best home winning percentage (73-27-2, .725) in the league from 2006 through Week 13 of 2018. Green Bay finished with a record of .500-or-better at home in 11 consecutive seasons under McCarthy.

RON RIVERA (79-70-1, 10th Year, 1st Year WAS, 3-7)

The Washington Football Team named Ron Rivera the 30th head coach in franchise history on Jan. 1, 2020, handing the team to a seasoned leader with a reputation for hard work and attention to detail.

Rivera came to Washington with 24-plus years of NFL experience and is in his 10th year as a head coach. He most recently served as the head coach of the Carolina Panthers for nine seasons, where he led the franchise to three consecutive division championships and an appearance in Super Bowl 50. In 2013 and 2015, Rivera was recognized as the AP NFL Coach of the Year.

When Rivera accepted his first head coaching job at Carolina in 2011, he inherited a two-win Panthers team from the year before. Rivera spent the first two seasons laying the foundation in Carolina, guiding the Panthers to six wins in 2011 and seven wins in 2012.

During his third season, the results began to surface for Rivera's Panthers. In 2013 Carolina went 12-4 and won the NFC South for the first time since 2008. The Panthers captured another division title in 2014, marking the first time that Carolina had reached the postseason in consecutive years. From 2013-19, Carolina made four playoff appearances, tied for second-most playoff berths in the NFC over that six-year period.

The 58-year-old coach brings a wealth of defensive knowledge to Washington. From 2012-18, the Panthers strung together five top-10 finishes in total defense. Rivera also molded seven-time Pro Bowler Luke Kuechly into one of the most terrorizing linebackers in the NFL. Under Rivera's leadership, Kuechly won the 2013 AP Defensive Rookie of the Year before winning AP NFL Defensive Player of the Year in 2014.

Rivera's physical style of play also helped the Panthers finish among the league's top-five rushing offenses in 2011, 2015, 2017 and 2018. During his tenure, the Panthers recorded 30 consecutive regular season games with at least 100 rushing yards (2014-16), the longest streak in the NFL since Pittsburgh had 43 from 1974-77. Most recently, Rivera mentored running back Christian McCaffrey to 2019 AP All-Pro first-team honors after becoming the third player in NFL history to record 1,000 rushing yards and 1,000 receiving yards.

Prior to Carolina, Rivera served as the defensive coordinator for the top-ranked defense in San Diego during 2010 and called defensive plays for Chicago from 2004-06. Rivera played linebacker for Chicago from 1984-92 under Hall of Fame coach Mike Ditka, anchoring the Bears' top-ranked defense during their Super Bowl XX run in 1985.

★ WHAT TO WATCH FOR IN WEEK 12 ★

21

EZEKIEL ELLIOTT

- * Ezekiel Elliott ranks fifth in the NFL with 924 scrimmage yards in 2020.
- * Elliott rushed for his first 100-yard game of the season last week at Minnesota and surpassed 6,000 career rushing yards. He became the third Cowboys running back and 22nd player in NFL history to reach 6,000 yards in his first five seasons.
- * His 60 first downs (45 rushing and 15 receiving) through 10 games rank third in the NFL.
- * Elliott tied Ron Springs for the seventh-most receiving touchdowns (10) by a Cowboys running back, while also moving past Springs for the fifth-most receptions (223) by a running back in franchise history.

14

ANDY DALTON

- * Andy Dalton led the Cowboys offense to four touchdowns against Minnesota by completing 22-of-32 throws for 203 yards, three touchdowns and an interception.
- * Dalton marched Dallas on a 61-yard game-winning drive to defeat Minnesota. Dalton owns 26 career game-winning drives - the fourth-most by any quarterback since he entered the league in 2011.

19

AMARI COOPER

- * Cooper's 65 catches through the first 10 games of the season rank third all-time among Cowboys receivers, trailing only Jason Witten (73) and Michael Irvin (70).
- * Cooper has scored 16 touchdowns since he joined the Cowboys (Week 9 of 2018), with eight of those 16 coming from 20-plus yards. He ranks second in the NFL behind only Tyreek Hill (12) in 20-plus yard touchdowns in that time.

88

CEEDEE LAMB

- * CeeDee Lamb snapped a streak of six games with at least five catches to start his NFL career - the longest streak by any player in NFL history, surpassing Terry Glenn's five-game streak in 1996.
- * Lamb leads all rookie players in receptions (48), is third in receiving yards (629) and tied for second in touchdowns (four).
- * Lamb has the most receptions among Cowboys rookies in a single season, surpassing Bob Hayes' previous record of 46.
- * Lamb needs one touchdown reception to tie four different players for the third-most touchdown receptions (five) in a single season by a Cowboys rookie.

37

DONOVAN WILSON

- * Donovan Wilson has been a ball-hawk for the Cowboys defense in 2020, leading the team in forced fumbles (three) and fumble recoveries (two).
- * With two forced fumbles at Minnesota, Wilson became the third Cowboys safety to force two fumbles in a game, joining Tony Dixon (12/92/02 at WAS) and Darren Woodson (9/7/97 at ARI).
- * Tied with Barry Church (2013) for most forced fumbles (three) by a Cowboys safety in the first 10 games of a season.

90

DeMARCUS LAWRENCE

- * DeMarcus Lawrence is second on the Cowboys with 3.5 sacks and leads the team with 24 pressures.
- * DeMarcus Lawrence has been a key cog in the Cowboys run defense, and in 2019 he finished with a run stop percentage of 9.8% (21 run stops on 214 run snaps), per PFF. In 2020 Lawrence is tied for the third-most run stops (18) among all defensive linemen on 139 run snaps (12.9%).

DALLAS COWBOYS



- * Since Dallas started playing on Thanksgiving Day in 1966, the Cowboys hold a 31-20-1 record on the annual holiday, which is the highest winning percentage (.615) of any NFL team on Thanksgiving Day (min. 10 games).
- * The Cowboys have recorded the second-most explosive (10-plus yards) plays with 163 and have registered the second-most first downs in the league (250).
- * Currently at three games, with one more 500-yard game, the 2020 Cowboys will tie the 1978, 1966 and 2019 teams for the most single-season 500-yard games in team history.

★ COWBOYS & MILLER LITE ★



Miller Lite and the Dallas Cowboys are teaming up to help The Salvation Army by creating one of a kind knitwear sweaters, beanies, and socks. All proceeds from the holiday apparel will go to The Salvation Army. Miller Lite/Dallas Cowboys sweaters, beanies, and socks are available at shop.dallascowboys.com/MillerLiteHoliday.

★ 2019/2020 STAT COMPARISON ★

(Dallas league ranking after Game 10)

	2020	2019
Record	3-7	6-4
Scoring Avg. (NFL rank)	23.5 (20)	28.6 (4)
Opp. Scoring Avg. (NFL rank)	31.8 (32)	19.7 (7)
Total Off. (NFL rank)	393.1 (6)	444.6 (1)
Rushing Off. (NFL rank)	117.0 (13)	131.9 (7)
Passing Off. (NFL rank)	276.1 (7)	312.7 (1)
Total Def. (NFL rank)	386.4 (24)	322.1 (7)
Rushing Def. (NFL rank)	153.8 (31)	105.2 (15t)
Passing Def. (NFL rank)	232.6 (15)	216.9 (7)
Kickoff Return Avg.	23.7 (9)	15.7 (32)
Punt Return Avg.	10.8 (8)	5.6 (28)
Turnover Margin	-12 (31)	-1 (18t)
Penalties	63	75
Penalty Yards	527	723
Opp. Penalties	57	74
Opp. Penalty Yards	433	647

★ FAMILY MATTERS ★

The Cowboys have posted a record of 19-8 against their division foes since the start of the 2016 season, a win total that ranks third for divisional wins by any team over that span:

Team	W	L	T	Win%	Current Streak
Kansas City	25	3	0	.893	W2
New England	22	5	0	.815	W1
Pittsburgh	21	5	1	.796	W3
Dallas Cowboys	19	8	0	.731	L2
New Orleans	19	9	0	.679	W1

Since 2016, Ezekiel Elliott has run through his NFC East foes, rushing for 2,069 yards (second-most) and totaling 2,506 scrimmage yards against his division opponents - a league-leading 113.9 scrimmage yards-per-game*:

Player	RushYds	RecYds	TD	Tot Yds	Yds/G
Ezekiel Elliott	2,069	437	17	2,506	113.9
Le'Veon Bell	1,177	644	11	1,821	107.1
Christian McCaffrey	888	1,086	12	1,974	103.9
Julio Jones	12	2,576	8	2,588	103.5
Melvin Gordon	1,590	834	15	2,424	101.0

*min 17 games played since 2016, per STATSPASS

★ NFC EAST STANDINGS ★

Team	W	L	T	Home	Road	Div.	Con.	PF	PA
Philadelphia	3	6	1	2-2-1	1-4	2-2	3-3	220	254
New York	3	7	0	2-3	1-4	3-2	3-6	195	236
Washington	3	7	0	3-3	0-4	2-2	2-5	200	227
Dallas	3	7	0	2-3	1-4	1-2	3-5	235	318

★ CARDIAC COMEBACKS ★

The Dallas Cowboys Week 2 game against the Atlanta Falcons was one for the ages, as Dallas rallied from a 20-point deficit and won on a 46-yard Greg Zuerlein kick as time expired - giving Dallas its only lead of the game and the 40-39 win. The 20-point comeback was the second-largest in team history, trailing three 21-point comebacks:

Opponent	Date	Points
@ St. Louis	9/21/14	21
New Orleans	10/21/84 (OT)	21
@ Washington	9/12/99 (OT)	21
Atlanta	9/20/20	20
@ Washington	9/5/83	20

The Falcons scored 39 points and had no turnovers in the game. It was the 441st time a team had reached those markers in NFL history, and before the Cowboys beat the Falcons on Sunday, teams had been 440-0 in those instances. Sunday was also the 21st time in NFL history - first time in Cowboys history - a team allowed 20-plus points in the first quarter and won the game. The last time it happened was Sept. 18, 2016 with Baltimore overcoming a 20-point deficit to beat the Cleveland Browns.

★ AIN'T THEIR FIRST RODEO ★

The Dallas Cowboys have a plethora of experience on their coaching staff under Head Coach Mike McCarthy in 2020, with five members of the staff that have some form of NFL head coaching experience:

Dallas Cowboys Coaches with NFL HC Experience

Coach	Team/Years
Mike McCarthy	Green Bay (2006-18)
Mike Nolan	San Francisco (2005-08)
Joe Philbin	Miami (2012-15)
Jim Tomsula	San Francisco (2010, 2015) ^A
John Fassel	St. Louis (2016) [*]

^ATomsula was the 49ers interim head coach in 2010

^{*}Fassel was the Rams interim head coach in 2016

The Cowboys are the first NFL team to have at least five coaches on staff with previous NFL head coaching experience since the 1999 St. Louis Rams team, which also has five coaches on staff with previous NFL head coaching experience:

1999 St. Louis Rams Coaches with NFL HC Experience

Coach	Team/Years
Dick Vermeil	Philadelphia (1976-82)
Frank Gansz	Kansas City (1987-88)
Jim Hanifan	St. Louis Cardinals (1980-85)/Atlanta (1989) [*]
Al Saunders	San Diego (1986-88)
Mike White	Oakland (1995-96)

^{*}Hanifan was the Falcons interim head coach in 1989

★ ALL IN THE FAMILY ★

For the third straight season, the Dallas Cowboys were 5-1 against the NFC East in 2019 - 15-3 the last three seasons (2017-19) - but yielded the division title to Philadelphia after their lone division loss in Week 16 came on the road in Philadelphia. In 2020 the Cowboys earned a home win over the N.Y. Giants (10/11) - the seventh-straight victory over their rivals from New York - and then lost at Washington (10/25).

Overall, the Cowboys hold a 208-141-4 record against current NFC East rivals. Below is a look at Dallas' record against the East:

	W	L	T	Pct.	Long Win Str.	Long Loss Str.	Cur. Str.
Washington	73	44	2	.622	10	4	L1
NY Giants	69	45	2	.603	12	6	W7
Philadelphia	66	52	0	.559	11	8	L1
Totals	208	141	4	.596	-	-	L1

★ TEAM CAPTAINS ★

The Dallas Cowboys will select three team captains weekly throughout the season in 2020, as chosen by the team prior to that week's game. Below are the captains from each week of the 2020 season:

2020 Dallas Cowboys Captains

Week 1 - at LA Rams

Offense	Dak Prescott
Defense	Jaylon Smith
Special Teams	L.P. Ladouceur

Week 2 - vs. Atlanta

Offense	Michael Gallup
Defense	DeMarcus Lawrence
Special Teams	C.J. Goodwin

Week 3 - at Seattle

Offense	Zack Martin
Defense	Aldon Smith
Special Teams	Justin March

Week 4 - vs. Cleveland

Offense	Ezekiel Elliott
Defense	Dontari Poe
Special Teams	Dorance Armstrong

Week 5 - vs. N.Y. Giants

Offense	Amari Cooper
Defense	Tyrone Crawford
Special Teams	Darian Thompson

Week 6 - vs. Arizona

Offense	Andy Dalton
Defense	Xavier Woods
Special Teams	Donovan Wilson

Week 7 - at Washington

Offense	CeeDee Lamb
Defense	Everson Griffen
Special Teams	Noah Brown

Week 8 - at Philadelphia

Offense	Tony Pollard
Defense	L. Vander Esch
Special Teams	Greg Zuerlein

Week 9 - vs. Pittsburgh

Offense	Cedrick Wilson
Defense	Antwaun Woods
Special Teams	C.J. Goodwin

Week 10 - at Minnesota

Offense	Joe Looney
Defense	Sean Lee
Special Teams	Tony Pollard

★ RED KETTLE KICKOFF ★

For 24 seasons the Jones family has dedicated the Cowboys annual Thanksgiving Day halftime performance as a national showcase to kick off The Salvation Army's iconic Red Kettle Campaign. Since the partnership began in 1997, the annual Red Kettle campaign has raised more than \$2.75 billion dollars, reaching over 703 million people in need. Thanksgiving 2016 was the 20th anniversary of the Cowboys and Salvation Army's Red Kettle Kickoff tradition.

Under the direction of Charlotte Jones, the Cowboys have produced the annual halftime event and welcomed nationally renowned entertainers from across the musical spectrum. Previous halftime performers include Keith Urban, Daughtry, The Jonas Brothers, Kelly Clarkson, Carrie Underwood, Meghan Trainor, Sheryl Crow, Destiny's Child, Toby Keith, LeAnn Rimes, Creed, Jessica Simpson, Billy Gillman, Clint Black, Randy Travis, Reba McEntire, Enrique Iglesias, Kenny Chesney, Selena Gomez, Pitbull, Luke Bryan, Eric Church and Thomas Rhett.

This week's special performance features Kane Brown. Fox Sports will broadcast the Red Kettle Kickoff halftime show to its national television audience to help draw national attention to the 20,000 red kettles that will appear across the country to encourage the American public to give something extra to those in need while buying holiday gifts for friends and family.

★ THANKSGIVING DAY TOTALS ★

Since 1966, the Cowboys have hosted the annual Thanksgiving Day game for 52 of the last 54 years. In 1975 and 1977, the St. Louis Cardinals played host to the game in place of Dallas. In 1978, the game returned to Dallas for good. The Cowboys have posted a 31-20-1 record in the holiday classic and a 33-19 mark the following week. Here are the Cowboys annual Thanksgiving Day results:

Date	Opponent/Score	W/L	Network
11/24/66	DALLAS 26, Cleveland 14	Win	CBS
11/23/67	DALLAS 46, St. Louis 21	Win	CBS
11/28/68	DALLAS 29, Washington 20	Win	CBS
11/27/69	DALLAS 24, San Francisco 24	Tie	CBS
11/26/70	DALLAS 16, Green Bay 3	Win	CBS
11/25/71	DALLAS 28, Los Angeles 21	Win	CBS
11/23/72	San Francisco 31, DALLAS 10	Loss	CBS
11/22/73	Miami 14, DALLAS 7	Loss	NBC
11/28/74	DALLAS 24, Washington 23	Win	CBS
11/25/76	DALLAS 19, St. Louis 14	Win	CBS
11/23/78	DALLAS 37, Washington 10	Win	CBS
11/22/79	Houston 30, DALLAS 24	Loss	NBC
11/27/80	DALLAS 51, Seattle 7	Win	NBC
11/26/81	DALLAS 10, Chicago 9	Win	CBS
11/25/82	DALLAS 31, Cleveland 14	Win	NBC
11/24/83	DALLAS 35, St. Louis 17	Win	CBS
11/22/84	DALLAS 20, New England 17	Win	NBC
11/28/85	DALLAS 35, St. Louis 17	Win	CBS
11/27/86	Seattle 31, DALLAS 14	Loss	NBC
11/26/87	Minnesota 44, DALLAS 38 (OT)	Loss	CBS
11/24/88	Houston 25, DALLAS 17	Loss	NBC
11/23/89	Philadelphia 27, DALLAS 0	Loss	CBS
11/22/90	DALLAS 27, Washington 17	Win	CBS
11/28/91	DALLAS 20, Pittsburgh 10	Win	NBC
11/26/92	DALLAS 30, N.Y. Giants 3	Win	CBS
11/25/93	Miami 16, DALLAS 14	Loss	NBC
11/24/94	DALLAS 42, Green Bay 31	Win	FOX
11/23/95	DALLAS 24, Kansas City 12	Win	NBC
11/28/96	DALLAS 21, Washington 10	Win	FOX
11/27/97	Tennessee 27, DALLAS 14	Loss	NBC
11/26/98	Minnesota 46, DALLAS 36	Loss	FOX
11/25/99	DALLAS 20, Miami 0	Win	CBS
11/23/00	Minnesota 27, DALLAS 15	Loss	FOX
11/22/01	Denver 26, DALLAS 24	Loss	CBS
11/28/02	DALLAS 27, Washington 20	Win	FOX
11/27/03	Miami 40, DALLAS 21	Loss	CBS
11/25/04	DALLAS 21, Chicago 7	Win	FOX
11/24/05	Denver 24, DALLAS 21 (OT)	Loss	CBS
11/23/06	DALLAS 38, Tampa Bay 10	Win	FOX
11/22/07	DALLAS 34, N.Y. Jets 3	Win	CBS
11/27/08	DALLAS 34, Seattle 9	Win	FOX
11/26/09	DALLAS 24, Oakland 7	Win	CBS
11/25/10	New Orleans 30, DALLAS 27	Loss	FOX
11/24/11	DALLAS 20, Miami 19	Win	CBS
11/22/12	Washington 38, DALLAS 31	Loss	FOX
11/28/13	DALLAS 31, Oakland 24	Win	CBS
11/27/14	Philadelphia 33, DALLAS 10	Loss	FOX
11/26/15	Carolina 33, DALLAS 14	Loss	CBS
11/24/16	DALLAS 31, Washington 26	Win	FOX
11/23/17	L.A. Chargers 28, DALLAS 6	Loss	CBS
11/22/18	DALLAS 31, Washington 23	Win	FOX
11/28/19	Buffalo 26, DALLAS 15	Loss	CBS

★ THANKSGIVING TRADITION ★

Most Frequent Thanksgiving Foes

Team	Games
Washington.....	9
Miami.....	5
St. Louis.....	4
Houston/Tenn.....	3
Minnesota.....	3
Seattle.....	3

The Cowboys took a chance in 1966 as one of the newer teams in the NFL and volunteered to host a game on Thanksgiving Day. In front of a record crowd of 80,259 at the Cotton Bowl in Dallas, the Cowboys defeated the Cleveland Browns 26-14. Since then, the Cowboys have hosted a Thanksgiving Day game every year except for 1975 and 1977, when the NFL allowed the St. Louis Cardinals to host games. In 1978 the game returned to Dallas on an annual basis.

The Cowboys have a 31-20-1 record on Thanksgiving Day, including a six-game win streak from 1980-85. Dallas lost to the Buffalo Bills last year, 26-15.

Thursday marks the 10th time the Cowboys and Washington will square off on Thanksgiving Day - the most of any team the Cowboys have played on the holiday.

★ FIRST TIME, LAST TIME - THANKSGIVING ★

The first time Dallas hosted a Thanksgiving Day game was Nov. 24, 1966. Dallas hosted Cleveland at the Cotton Bowl and walked away with a 26-14 win in front of 80,259 fans to improve to 8-2-1.

Dallas' last Turkey Day game came on Nov. 28, 2019, playing host to the Buffalo Bills for the first time on Thanksgiving. The Cowboys lost to Buffalo 15-26 with 90,455 in attendance at AT&T Stadium.

★ THANKSGIVING DAY COMPARISON ★

This week's game is the 53rd Thanksgiving Day game for the Dallas Cowboys. Below is a brief look into the stats on Thanksgiving Day:

TEAM TOTALS				
	<u>Cowboys</u>		<u>Opponents</u>	
Wins.....	31		20	
Points.....	1,264		1,058	
Total Net Yards	17,989		16,309	
Net Rushing Yards	6,678		5,836	
Net Passing Yards	11,311		10,473	

SINGLE-GAME TEAM-HIGHS				
	<u>Cowboys</u>		<u>Opponents</u>	
Points.....	51	11/27/80	46	11/26/98
Total Net Yards	513	11/26/98	515	11/23/17
Net Rushing Yards.....	299	11/25/82	256	11/27/14
Net Passing Yards	455	11/26/98	434	11/23/17

SINGLE-GAME INDIVIDUAL HIGHS				
	<u>Cowboys</u>		<u>Opponents</u>	
Passing Yards				
455 - T.Aikman, Min - 11/26/98 449 - K.Cousins, Was - 11/24/16				
Rushing Yards				
155 - E.Smith, Was - 11/28/96 195 - E.Campbell, Hou - 11/22/79				
Receiving Yards				
180 - A.Cooper, Was - 11/22/18 184 - C.Carter, Min - 11/26/87				

★ THANKSGIVING QB COMPARISON ★

No active quarterback on the Cowboys roster has played in a Thanksgiving Day Game. However, Dallas quarterbacks have a history of success on the annual holiday. Below is a look at how several Cowboys quarterbacks have fared on Thanksgiving Day:

Player	GP/W	Att	Cmp	Yards	Pct	TD	INT	Rate
Aikman.....	10/5	341	211	2,174	61.9	9	11	89.1
Romo.....	9/6	298	194	2,338	65.1	18	11	93.8
White	8/7	187	112	1,545	59.9	14	8	93.5
Staubach ...	7/4	124	67	963	54.0	6	7	72.1
Prescott	4/2	131	91	1,018	69.5	5	3	95.7
Morton	4/2	92	47	703	51.1	2	5	61.1
Meredith.....	3/3	58	39	498	67.2	4	2	102.5

★ PLAYER HIGHLIGHTS ★

Anthony Brown - CB

Collected 26 tackles, two interceptions, four deflections, one tackle for loss and a sack in eight career games against Washington.

Amari Cooper - WR

In four games with Dallas and one with Oakland, caught 24 passes for 402 yards with three touchdowns against Washington. On Nov. 22, 2018, Cooper had eight receptions for 180 yards - most on Thanksgiving Day in Cowboys history - and two touchdowns.

Andy Dalton - QB

Completed 55-of-88 passes for 687 yards, four touchdowns and three interceptions in two games with Cincinnati and one with Dallas.

Ezekiel Elliott - RB

In eight career games, carried the ball 168 times for 762 yards and eight touchdowns - most against any team. Also has 18 catches for 79 yards and a score with a 6-2 career record against the division rival.

Michael Gallup - WR

Tallied 16 receptions for 266 yards and four touchdowns in five career games. In the 2019 finale, accumulated 98 yards and three scores.

DeMarcus Lawrence - DE

Notched 33 tackles, 6.5 sacks, 15 pressures, two forced fumbles, one fumble recovery and an interception in 11 games. Had one sack, a tackle for loss and a goalline stop in the Week 7 game at Washington.

Sean Lee - LB

Recorded 98 tackles, three tackles for loss, one sack, two breakups and a fumble recovery in 12 games. Notched 20 tackles in a Thanksgiving win over Washington on Nov. 24, 2016.

★ 2020 STAT COMPARISON ★

(league ranking)

	<u>Cowboys</u>	<u>Washington</u>
Record.....	3-7	3-7
Scoring Avg. (NFL rank).....	23.5 (20)	20.0 (29)
Opp. Scoring Avg. (NFL rank).....	31.8 (32)	22.7 (10)
Total Off. (NFL rank).....	393.1 (6)	324.0 (28)
Rushing Off. (NFL rank).....	117.0 (13)	99.1 (25)
Passing Off. (NFL rank).....	276.1 (7)	224.9 (24)
Total Def. (NFL rank).....	386.4 (24)	315.8 (6)
Rushing Def. (NFL rank).....	153.8 (31)	120.4 (18)
Passing Def. (NFL rank).....	232.6 (15)	195.4 (1)
Kickoff Return Avg.	23.7 (9)	20.3 (24)
Punt Return Avg.	10.8 (8)	4.6 (30)
Turnover Margin	-12 (31)	-6 (28)
Penalties.....	63	52
Penalty Yards	527	429
Opp. Penalties.....	57	56
Opp. Penalty Yards.....	433	462

★ ALL-TIME STAT COMPARISON ★

This week's game marks the 120th regular season game between Dallas and Washington. Below is a brief look into the stats of the series:

TEAM TOTALS

	<u>Cowboys</u>	<u>Washington</u>
Wins.....	73	44
Points.....	2,790	2,300
Total Net Yards	40,830	36,373
Net Rushing Yards	16,313	12,420
Net Passing Yards	24,517	23,953

SINGLE-GAME TEAM-HIGHS

	<u>Cowboys</u>	<u>Washington</u>
Points.....	47 12/29/19	41 11/23/83
Total Net Yards	541 9/12/99	505 11/24/16
Net Rushing Yards	289 11/23/78	274 12/30/12
Net Passing Yards	423 11/22/12	449 11/24/16

SINGLE-GAME INDIVIDUAL HIGHS

<u>Cowboys</u>	<u>Washington</u>
Passing Yards	
441 - T. Romo 11/12/12	449 - K. Cousins 11/24/16
Rushing Yards	
189 - T. Hambrick 12/14/03	200 - A. Morris 12/30/12
Receiving Yards	
246 - B. Hayes 11/13/66	199 - C. Taylor 11/13/66

★ SERIES HISTORY ★

Dallas and Washington have squared off 121 times, including two playoff games. Dallas holds a 73-46-2 advantage. The Cowboys lost the first-ever meeting before the teams finished in a tie the second and fourth games. Dallas claimed its first win over Washington on Nov. 4, 1962. The teams have played in just two playoff games against each other - the 1972 and 1982 NFC Championship Games - both Redskins wins. Dallas hasn't lost to Washington at AT&T Stadium since the season finale of the 2015 season. Below is a brief look at the last 20 games of the series:

Date	Loc.	Dal	W/L	Score	Date	Loc.	Dal	W/L	Score
12/19/10	Dal	W	3-30		1/3/16	Dal	L	23-34	
9/26/11	Dal	W	18-16		9/18/16	Was	W	27-23	
11/20/11	Was	W(OT)	27-24		11/24/16	Dal	W	31-26	
11/22/12	Dal	L	31-38		10/19/17	Was	W	33-19	
12/30/12	Was	L	18-28		11/30/17	Dal	W	38-14	
10/13/13	Dal	W	31-16		10/21/18	Was	L	17-20	
12/22/13	Was	W	24-23		11/22/18	Dal	W	31-23	
10/27/14	Dal	L	17-20		9/15/19	Was	W	31-21	
12/28/14	Was	W	44-17		12/29/19	Dal	W	47-16	
12/7/15	Was	W	19-16		10/25/20	Was	L	3-25	

★ INSIDE THE SERIES HISTORY ★

The rivalry between the Dallas Cowboys and Washington has been around since the Cowboys entered the NFL in 1960. The two teams have faced each other twice per season as part of the NFC East since 1970.

In 121 games of the series there have been:

- * 59 games decided by double-digits
- * 40 games decided by two-or-more touchdowns
- * 50 games decided by less than a touchdown
- * Seven games decided by one point
- * An average of 25.8 points scored per game by Dallas the past five games
- * An average of 21.0 points allowed per game by Dallas the past five contests
- * A 10-game winning streak by Dallas from 1997-2002
- * A 35-point win by Dallas (12/26/93) - biggest Cowboys win
- * A 28-point loss by Dallas (12/18/05) - biggest Cowboys loss
- * Four shutouts - all by Dallas
- * 17 Monday night games, nine Thanksgiving Day games, eight Sunday night games, a Thursday night game and a Saturday game
- * A 40-16-2 home record for Dallas and 33-30 road record
- * A 8-3 record for Dallas at AT&T Stadium -- the best record against any team at AT&T Stadium

★ DATING GAME ★

This year's Thanksgiving Day game against the Washington Football Team will be played on Nov. 26. In the 60-plus years of Cowboys football, there have been eight Nov. 26 games. The last seven of those games have come on Thanksgiving. The Cowboys are 4-4 on Nov. 26. Dallas' first Nov. 26 game was in 1961 at Philadelphia, and its last was in 2015 against Carolina:

Date	Opp/ Loc.	Dal	W/L	Score	Date	Opp/ Loc.	Dal	W/L	Score
11/26/61	@Phi	L	13-35		11/26/92	NYG	W	30-3	
11/26/70	GB	W	16-3		11/26/98	MIN	L	36-46	
11/26/81	CHI	W	10-9		11/26/09	OAK	W	24-7	
11/26/87	MIN	L(OT)	38-44		11/26/15	CAR	L	14-33	

★ FIRST TIME, LAST TIME ★

The first time these two clubs met, the Dallas Cowboys were just two weeks into their inaugural season when they travelled to the nation's capital for its first-ever road game. On Oct. 9, 1960, the Cowboys fell to Washington 14-26 at Griffith Stadium.

Dallas and Washington last faced off just one month ago in Week 7 of the 2020 season. In a crucial NFC East road tilt, the Cowboys struggled on offense in a 3-25 loss. The loss snapped a three-game winning streak against Washington. Amari Cooper led the Cowboys with seven receptions for 80 yards.

★ HOME IS WHERE THE TDS ARE ★

Ezekiel Elliott hasn't gone hungry in the home confines of AT&T Stadium since he entered the league in 2016, scoring 26 touchdowns (22 rushing, four receiving) in 34 home games over that span. His 26 touchdowns are tied for the second-most by any player in their home venue since 2016:

Most Touchdowns at Home Since 2016

Player	Gms	RushTD	RecTD	RetTD	TotTD
Todd Gurley	34	28	3	0	31
Ezekiel Elliott.....	34	22	4	0	26
Derrick Henry.....	37	25	1	0	26
Christian McCaffrey	25	17	8	0	25
Tyreek Hill	35	4	19	1	24

Overall, The Cowboys offense has scored 114 touchdowns in 37 games at home versus 88 touchdowns in 37 games on the road since 2016. Dallas' 114 home touchdowns rank seventh in the NFL over that span:

Most Overall Touchdowns at Home Since 2016

Team	Games	TD	TD/G	Pts/G
New Orleans	38	136	3.58	30.6
Seattle.....	37	125	3.38	27.7
Pittsburgh.....	37	119	3.22	27.9
New England	37	117	3.16	27.4
Kansas City.....	37	116	3.14	27.5
Tennessee	38	115	3.03	25.1
Dallas	37	114	3.08	27.2

★ WINNING TRADITION ★

The Dallas Cowboys currently own the league's highest all-time regular season winning percentage by current NFL teams:

Highest Win Percentage - NFL Regular Season

Team	W	L	T	Pct.
Dallas.....	523	395	6	.570
Green Bay	763	577	38	.569
Chicago.....	774	596	42	.565
New England	516	401	9	.563
Baltimore	220	173	1	.560

* Since 1972, ties have been calculated as half-win and half loss. Prior to 1972 tie games were ignored in calculating a team's winning percentage. Ties since 1972: Dallas (0), Miami (1) Chicago (1), Green Bay (6).

★ HOME COOKING ★

Since AT&T Stadium opened in 2009, Dallas has posted a 51-42 regular season record at home. However, since 2016, the Cowboys have utilized their home field advantage, going 24-13 at AT&T Stadium, which is tied for the 10th-most wins at home. Dallas is 2-3 in 2020, beating the Falcons and Giants, after going 5-3 at home in 2019.

NFL Team Home Wins Since 2016

Team	Games	W	L	T	Win %
New England	37	29	8	0	.784
Kansas City.....	37	28	9	0	.757
New Orleans.....	38	28	10	0	.737
Pittsburgh.....	37	27	10	0	.730
Baltimore.....	37	26	11	0	.703
Seattle.....	37	26	11	0	.703
Green Bay.....	36	25	10	1	.708
Philadelphia	37	25	11	1	.694
Tennessee	38	25	13	0	.658
Dallas	37	24	13	0	.649

★ AT&T STADIUM RECORD... ★

In 2018 the Dallas Cowboys reached a milestone with their 10th season in what is now AT&T Stadium. The Cowboys finished that regular season 7-1 record at home - tied with the 2016 team for the most wins and best record in a single season all-time at AT&T Stadium, and the Cowboys are 2-3 in 2020.

Dallas' first game at the venue was on Sept. 20, 2009 - a 31-33 loss to the N.Y. Giants. The club's first win came a week later with a 21-7 decision over Carolina. Overall, Dallas owns a 51-42 regular season record - 3-1 postseason - and a 54-43 overall mark at home in AT&T Stadium. Below is a breakdown of the club's record on their home turf:

Regular season	51-42
Postseason	3-1
Overall	54-43

	Regular	Post
September	14-5	
October	10-14	
November	15-13	
December	10-9	
January	2-1	3-1
Playing at noon	16-9	
Playing at 3:30	19-20	1-1
Playing in prime time.....	16-13	2-0
Thursday	6-6	
Saturday.....	0-2	2-0
Sunday	42-29	1-1
Monday	3-5	

Fully closed stadium	33-25	3-1
Fully open stadium.....	8-10	
Roof open, doors closed	2-5	
Roof closed, doors open	8-2	

Playing against the NFC East.....	20-14	1-0
Playing against the NFC (non-NFC East).....	18-17	2-1
Playing against the AFC.....	13-11	

Team-by-team									
Team	W	L	Pct		Team	W	L	Pct	
Arizona.....	0	2	.000		New England	0	1	.000	
Atlanta.....	2	1	.667		New Orleans.....	2	2	.500	
Baltimore.....	1	0	1.000		N.Y. Giants.....	7	5	.583	
Buffalo.....	1	1	.500		N.Y. Jets.....	0	1	.000	
Carolina.....	1	1	.500		Oakland.....	2	0	1.000	
Chicago.....	1	2	.333		Philadelphia	5	6	.454	
Cincinnati.....	1	0	1.000		Pittsburgh.....	1	1	.500	
Cleveland.....	1	1	.500		San Francisco.....	0	1	.000	
Denver.....	0	1	.000		Seattle.....	2	2	.500	
Detroit.....	3	1	.750		Tampa Bay.....	3	0	1.000	
Green Bay.....	0	3	.000		Tennessee.....	0	2	.000	
Houston.....	1	0	1.000		Washington.....	8	3	.727	
Indianapolis.....	1	0	1.000						
Jacksonville.....	1	1	.500						
Kansas City.....	1	0	1.000						
LA Chargers.....	0	2	.000						
LA Rams.....	3	1	.750						
Miami.....	2	0	1.000						
Minnesota.....	1	1	.500						

Postseason

Detroit.....	1	0	1.000
Green Bay.....	0	1	.000
Philadelphia	1	0	1.000
Seattle.....	1	0	1.000

The Cowboys 7-1 home mark in 2018 tied the 2016 team for the best home record by a Cowboys team since the stadium opened in 2009:

Most Single Season Wins at AT&T Stadium - Dallas Cowboys

Season	Wins	Consec. Wins	Home Record
2016.....	7	7	7-1
2018.....	7	4	7-1
2009.....	6	5	6-2
2011.....	5	4	5-3
2019.....	5	2	5-3
2013.....	5	3	5-3

389.7 26.4 7.95

Dallas' offense has averaged 389.7 yards-per-game at AT&T Stadium - third-most at home since 2009.

The Cowboys have scored 26.4 points-per-game at home since moving into AT&T Stadium - fifth in the NFL.

Dallas has averaged 7.95 yards-per-play at home since 2009, second in the NFL behind New Orleans (8.1).



★ THE DALLAS COWBOYS - A CHAMPIONSHIP TRADITION ★

SUPER BOWL CHAMPIONSHIPS

New England Patriots	6
Pittsburgh Steelers	6
DALLAS COWBOYS	5
San Francisco 49ers	5
Green Bay Packers	4
New York Giants	4
Denver Broncos	3
Oakland Raiders	3
Washington Redskins	3

SUPER BOWL APPEARANCES

New England Patriots	11
DALLAS COWBOYS	8
Pittsburgh Steelers	8
Denver Broncos	8
San Francisco 49ers	7
Green Bay Packers	5
Miami Dolphins	5
New York Giants	5
Oakland Raiders	5
Washington Redskins	5

POSTSEASON VICTORIES

New England Patriots	37
Pittsburgh Steelers	36
DALLAS COWBOYS	35
Green Bay Packers	35
San Francisco 49ers	32
Oakland Raiders	25
New York Giants	24

POSTSEASON APPEARANCES

DALLAS COWBOYS	33
Green Bay Packers	33
New York Giants	32
Pittsburgh Steelers	31
Minnesota Vikings	31
Cle./StL/LA Rams	29
Indianapolis Colts	28
New England Patriots	28
Philadelphia Eagles	27
San Francisco 49ers	27
Chicago Bears	26

POSTSEASON GAMES

DALLAS COWBOYS	63
Pittsburgh Steelers	61
New England Patriots	58
Green Bay Packers	57
San Francisco 49ers	51
Minnesota Vikings	50
New York Giants	49

CONSEC. POSTSEASON APPEARANCES

New England Patriots (2009-19) ...	11
DALLAS COWBOYS (1975-83) ...	9
Indianapolis Colts (2002-10)	9
DALLAS COWBOYS (1966-73) ...	8
Pittsburgh Steelers (1972-79)	8
Los Angeles Rams (1973-80)	8
San Francisco 49ers (1983-90)	8

CONSECUTIVE WINNING SEASONS

DALLAS COWBOYS (1966-85)	20
New England Patriots (2001-19) ...	19
Oakland Raiders (1965-80)	16
San Francisco 49ers (1983-98) ...	16
Chicago Bears (1930-44)	15
Green Bay Packers (1934-47)	14

ALL-TIME REGULAR SEASON WINNING %

DALLAS COWBOYS	0.570
Green Bay Packers	0.569
Chicago Bears	0.565
New England Patriots	0.563
Baltimore Ravens	0.560
Miami Dolphins	0.552
Minnesota Vikings	0.546

43 SEASONS OF .500-OR-BETTER	33 POSTSEASON APPEARANCE	24 DIVISION TITLES	16 NFL/NFC CHAMPIONSHIP GAME FINALIST	8 NFC CHAMPIONSHIPS	5 SUPER BOWL CHAMPIONSHIPS
1965 1982 2009 1966 1983 2011 1967 1984 2012 1968 1985 2013 1969 1991 2014 1970 1992 2016 1971 1993 2017 1972 1994 2018 1973 1995 2019 1974 1996 1975 1998 1976 1999 1977 2003 1978 2005 1979 2006 1980 2007 1981 2008	1966 1991 1967 1992 1968 1993 1969 1994 1970 1995 1971 1996 1972 1998 1973 1999 1975 2003 1976 2006 1977 2007 1978 2009 1979 2014 1980 2016 1981 2018 1982 1983 1985	1966 1992 1967 1993 1968 1994 1969 1995 1970 1996 1971 1998 1973 2007 1976 2009 1977 2014 1978 2016 1979 2018 1981 1985	1966 1975 1992 1967 1977 1993 1970 1978 1994 1971 1980 1995 1972 1981 1973 1982	1970 1992 1971 1993 1975 1995 1977 1978	1971 1992 1977 1993 1995



★ PRO BOWL COWBOYS ★

Over the previous 10 drafts, Dallas has selected 13 players that have gone on to make at least one Pro Bowl - second-most in the NFL over that span (Kansas City, 14). Since 1989 Dallas has sent 53 different players to the Pro Bowl, and of those, Dallas drafted 37. Additionally, Cowboys draft picks have been selected to 78 Pro Bowls since 2002 (25 different players), which is 18 more than any other team over that span (Kansas City, 60):

COWBOYS PRO BOWL DRAFT PICKS SINCE 2002 (BY YEAR DRAFTED)

2002: Roy Williams (5)
2002: Andre Gurode (5)
2003: Terence Newman (2)
2003: Jason Witten (11)
2005: DeMarcus Ware (9 - 7 with Dallas)
2005: Marion Barber (1)
2005: Jay Ratliff (4)
2006: Jason Hatcher (1)
2007: Anthony Spencer (1)
2007: Nick Folk (1)
2008: Mike Jenkins (1)
2008: Martellus Bennett (1 - with Chicago)



2010: Dez Bryant (3)
2010: Sean Lee (2)
2011: Tyron Smith (7)
2011: DeMarco Murray (3 - 2 with Dallas)
2011: Dwayne Harris (1 - with N.Y. Giants)
2013: Travis Frederick (5)
2014: Zack Martin (6)
2014: DeMarcus Lawrence (2)
2015: Byron Jones (1)
2016: Dak Prescott (2)
2016: Ezekiel Elliott (3)
2016: Jaylon Smith (1)
2018: Leighton Vander Esch (1)



26 Andy Dalton has mastered 26 career game-winning drives (24 with Cincinnati), earning his 26th and most recent game-winner for Dallas in Week 11 at Minnesota by leading an 11-play, 66-yard drive in 2:23 seconds with the game-winning touchdown pass to Dalton Schultz.

★ DALTON'S RECORD WHEN... ★

Andy Dalton has compiled a 73-63-2 regular season record as a starter, and he is 0-4 in the postseason. Below is a look at Dalton's record under several different circumstances:

	Regular	Post
Playing at home.....	41-27-2	0-1
Playing on the road.....	32-36	0-3
Playing on Thursday.....	4-3	
Playing on Saturday.....	1-1	0-2
Playing on Sunday.....	66-53-2	0-2
Playing on Monday night.....	2-6	
Playing against the NFC.....	21-17-2	
Playing against the AFC.....	52-46	0-4
Throws for over 300 yards.....	15-12-1	0-1
Throws for 200-299 yards.....	39-30-1	0-1
Attempts more than 30 passes.....	39-47-2	0-4
Throws only one touchdown.....	23-22-1	1-1
Throws two touchdowns.....	41-22-1	
Throws three-or-more touchdowns.....	23-2	0-1
Completes 70.0%-or-more of his passes.....	21-6-1	1-2
Throws no interceptions.....	37-24	0-1
Throws one-or-more interception.....	35-39-2	0-3
Records at least 100.0 passer rating.....	40-10	
Outdoor Games.....	64-57-1	0-1
Indoor Games.....	7-6-1	0-3
Record in close games (0-7 points).....	32-29-2	0-1
Record in two score games (8-14 points).....	18-14	
Record in blowouts (15+ points).....	23-20	0-3

★ DALTON'S DIMES ★

Andy Dalton took over command of the Cowboys offense in the second half following Dak Prescott's injury and led three scoring drives by completing nine-of-11 throws for 111 yards. His completion percentage of 81.8% is the second-highest by any Cowboys non-starting quarterback in a single game (*min. 10 pass att.*):

Single-Game Completion Percentage By Reserve Cowboys QB

Player	Date/Opp	Att	Com	Yds	Com%
Kyle Orton.....	10/1/12 vs. Chi	10	9	89	90.0%
Andy Dalton.....	10/11/20 vs NYG	11	9	111	81.8%
Matt Cassel.....	11/26/15 vs. Car	19	13	93	68.4%
Randall Cunningham.....	10/29/00 vs. Jax	20	13	177	65.0%
Stephen McGee.....	12/25/10 at Ari	17	11	111	64.7%

Dalton completed a 38-yard dime to Michael Gallup down the sideline on the final drive of the game against the Giants - dropping the pass perfectly over the defender and into Gallup's arms. The deep pass is something that Dalton completed often in his career, proven by his 20 touchdown passes of 50-plus yards since 2011 - the seventh-most deep touchdown passes in the league:

Touchdown Passes of 50+ Yards Since 2011

Player	TDs
Aaron Rodgers.....	28
Eli Manning.....	27
Drew Brees.....	24
Ben Roethlisberger.....	23
Tom Brady.....	22
Kirk Cousins.....	21
Andy Dalton.....	20
Philip Rivers.....	19
Matt Ryan.....	19

★ FLEET OF FOOT ★

Dalton has also been an effective runner in his time in the NFL, rushing for 22 touchdowns in his career. Since 2011, those 22 touchdowns on the ground are tied for third among all quarterbacks in the league:

QB Rush TDs - 2011-20

Player	Rush TDs
Cam Newton.....	67
Dak Prescott.....	24
Andy Dalton.....	22
Josh Allen.....	22
Russell Wilson.....	20

★ ANDY 'ICE-WATER' DALTON ★

Andy Dalton was forced into duty during Dallas' Week 5 game against the Giants (10/11) after Dak Prescott left the game with an injury. Dalton completed nine-of-11 passes for 111 yards, including a 38-yard teardrop into the arms of Michael Gallup on the final drive of the game - setting up the winning field goal from Greg Zuerlein as time expired. The drive was Dalton's 25th career game-winning drive - first with the Cowboys - and 22nd career fourth quarter comeback.

Since he was drafted by Cincinnati in 2011, Dalton has commanded the fourth-most game-winning drives in the NFL:

Game-Winning Drives - NFL (2011-20)

Player	Drives
Matthew Stafford.....	35
Russell Wilson.....	30
Drew Brees.....	30
Andy Dalton.....	26
Matt Ryan.....	25

Dalton also is tied for the second-most fourth quarter comebacks in the league over the same span:

Fourth Quarter Comebacks - NFL (2011-20)

Player	Comebacks
Matthew Stafford.....	28
Russell Wilson.....	23
Andy Dalton.....	23
Matt Ryan.....	22
Drew Brees.....	21

*Game Winning Drive = Fourth quarter drive that puts team ahead for the final time
*4th Quarter Comeback = Offense overcomes a deficit to win the game



12.2%

Ezekiel Elliott eats up yards in big portions when he carries the ball, recording 13 rushes of 10-plus yards in 2020. Elliott has averaged a big-play rush on 12.2% of his career carries, fourth among all active running backs and tied for 15th all-time.

★ KING EZEKIEL ★

After leading the league in rushing as a rookie in 2016, Ezekiel Elliott finished 10th in the NFL in 2017 despite missing six games. He once again won the NFL rushing title in 2018 and finished fourth in 2019. He ranks sixth among running backs in 2020:

2020 NFL Rushing Yards Leaders

Player	Att	Yards	Avg	Lng	YPG	TD
Derrick Henry, Ten.....	229	1,079	4.7	94t	107.9	9
Dalvin Cook, Min.....	201	1,069	5.3	70t	118.8	13
James Robinson, Jac.....	172	762	4.4	39	76.2	5
Josh Jacobs, LV.....	199	755	3.8	24	75.5	9
Ronald Jones, TB.....	143	730	5.1	98t	73.0	5
Ezekiel Elliott, Dal.....	171	675	4.0	24	67.5	5
C. Edwards-Helaire, KC.....	140	655	4.7	31	65.5	4
James Conner, Pit.....	145	645	4.5	59	64.5	5
Kareem Hunt, Cle.....	147	644	4.4	33	64.4	4
Kenyan Drake, Ari.....	146	641	4.4	69t	71.2	5

Elliott became the second Cowboy, 11th player, fifth since the merger, to win the rushing title twice in his first three seasons:

Rushing Titles in Two of First Three Seasons

Player	Seasons	Player	Season
Byron White, Pit/Det ..	1938, 40	Earl Campbell, Hou ...	1978-80
Bill Dudley, Pit.....	1942, 46	Eric Dickerson, LAR ...	1983-84
Bill Paschal, NYG.....	1943, 44	Emmitt Smith, Dal.....	1991-92
Jim Brown, Cle.....	1957-59	Egerrin James, Ind	1999-00
Cookie Gilchrist, Buf..	1962, 64	Ezekiel Elliott, Dal....	2016, 18
Jim Nance, Bos.....	1966-67		

In team history, Elliott became only the second Cowboy to win the rushing title in multiple seasons, joining Emmitt Smith (four):

Dallas Cowboys Rushing Title Winners

Player	Season	Yards
Emmitt Smith	1991	1,563
Emmitt Smith	1992	1,713
Emmitt Smith	1993	1,486
Emmitt Smith	1995	1,773
DeMarco Murray	2014	1,845
Ezekiel Elliott.....	2016	1,631
Ezekiel Elliott.....	2018	1,434

★ THE BOOK OF EZEKIEL ★

For only the second time in franchise history, the Dallas Cowboys used a top-five pick on a running back when they chose Ezekiel Elliott out of Ohio State with the fourth overall selection in the 2016 NFL Draft. Dallas selected Tony Dorsett with the second pick in the 1977 NFL Draft.

In his first season, Elliott produced seven 100-yard rushing games - most by a Cowboys rookie, tied for seventh by a league rookie all-time and tied for the most in the NFL in 2016. He added five more 100-yard outings in 2017, seven in 2018, seven in 2019 and with one in 2020 he owns 27 for his career to rank third all-time in team history.

Dallas is 23-4 when Elliott tops 100 yards on the ground:

Ezekiel Elliott 100-yard Rushing Games

(27 total)							
Yds	Opp	W/L	Date	Yds	Opp	W/L	Date
159.....	TB	W	12/18/16	121.....	WAS	W	11/22/18
157.....	@GB	W	10/16/16	117.....	LAR	W	12/15/19
152.....	DET	W	9/30/18	116.....	GB	L	10/8/17
151.....	@Phi	W	11/11/18	114.....	@Pit	W	11/13/16
150.....	@Was	W	10/29/17	113.....	PHI	W	12/9/18
147.....	@SF	W	10/22/17	111.....	@Was	W	9/15/19
140.....	CHI	W	9/25/16	111.....	PHI	W	10/20/19
139.....	@NYG	W	11/4/19	107.....	@NYG	L	12/11/16
138.....	@SF	W	10/2/16	105.....	@NYJ	L	10/13/19
134.....	CIN	W	10/9/16	104.....	NYG	W	9/10/17
127.....	@Sea	L	9/23/18	106.....	JAX	W	10/14/18
125.....	MIA	W	9/22/19	103.....	@Phi	W	12/31/17
122.....	@Atl	W	11/18/18	103.....	@Min	W	11/22/20
122.....	WAS	W	12/29/19				

Career 100-Yard Rushing Games

Player	Games
Emmitt Smith	76
Tony Dorsett	43
Ezekiel Elliott	27

Elliott set a franchise rookie record with 12 games of 20-plus carries, which was also the most by any NFL rusher in 2016. He added nine games in 2017, seven in 2018, seven in 2019 and three in 2020 - 38 career games with 20-plus carries. Dallas is 28-10 during those contests:

Ezekiel Elliott 20-plus Carry Games

(38 total)							
Opp	Date	Att	Yds	W/L	Opp	Date	Att Yds W/L
@Was..	10/19/17	33	150	W	TB.....	12/18/16	23 159 W
CHI.....	9/25/16	30	140	W	@Atl.....	11/18/18	23 122 W
GB.....	10/8/17	29	116	L	NO.....	11/29/18	23 76 W
@GB.....	10/16/16	28	157	W	@Was..	9/15/19	23 111 W
PHI.....	12/9/18	28	113	W	PHI.....	10/20/19	22 111 W
@NYJ..	10/13/19	28	105	L	PHI.....	10/30/16	22 96 W
KC.....	11/5/17	27	93	W	@Ari...	9/25/17	22 80 W
@Phi...	12/31/17	27	103	W	@LAR..	9/13/20	22 96 L
WAS...	11/22/18	26	121	W	ATL.....	9/20/20	22 89 W
@SF...	10/22/17	26	147	W	@NE...	11/24/19	21 86 L
DET...	9/30/18	25	152	W	@Was..	9/18/16	21 83 W
BAL...	11/20/16	25	97	W	@Pit...	11/13/16	21 114 W
@NYG..	12/11/16	24	107	L	LAR.....	10/1/17	21 85 L
NYG...	9/10/17	24	104	W	@Min..	11/22/20	21 103 W
SEA...	12/24/17	24	97	L	NYG...	9/11/16	20 51 L
JAX...	10/14/18	24	106	W	WAS...	11/20/16	20 97 W
LAR...	12/15/19	24	117	W	@Min..	12/1/16	20 86 W
@NYG..	11/4/19	23	139	W	@Hou..	10/7/18	20 54 L
@SF...	10/2/16	23	138	W	MIN.....	11/10/19	20 47 L

★ KEEP IT ¹⁰⁰ ★

Ezekiel Elliott tied for the league lead with seven games over 100 yards in 2019, and has one in 2020:

100-Yard Rushing Games - 2020

Player	Games
Derrick Henry, Ten.....	6
Dalvin Cook, Min.....	5
Eight players with two-plus.....	--
Ezekiel Elliott.....	1

Elliott has posted 27 games with at least 100 rushing yards since 2016 - most in the NFL during that time:

100-Yard Rushing Games - 2016-20

Player	Games
Ezekiel Elliott, Dal.....	27
Derrick Henry, Ten.....	16
Nick Chubb, Cle.....	15

★ EZEKIEL ELLIOTT RUSHING TOUCHDOWNS BY TEAM ★



★ BIG-PLAY RUNS ★

For the 2018 season, Ezekiel Elliott logged 41 "big-play" runs of 10-plus yards - most in the NFL - and finished fourth in 2019 with 38 big-play runs. Elliott has 15 big-play runs in 2020, tied for 11th among all running backs:

Big-Play Runs - 2020			
Player	10+ Runs	Player	10+ Runs
Dalvin Cook.....	30	Darrel Henderson Jr.....	17
Derrick Henry.....	24	C. Edwards-Helaire.....	17
Kareem Hunt.....	24	Ronald Jones II.....	16
James Robinson.....	24	Ezekiel Elliott.....	15
Josh Jacobs.....	20	Todd Gurley II.....	15
Nick Chubb.....	20	Damien Harris.....	15
James Conner.....	18	Alvin Kamara.....	15

Since entering the league in 2016, Elliott has posted the most "big-play" runs of 10-plus yards over the last five seasons:

Big-Play Runs - 2016-20	
Player	10+ Runs
Ezekiel Elliott, Dal.....	163
Derrick Henry, Ten.....	129
Todd Gurley, LAR/Atl.....	127
Melvin Gordon, LAC/Den.....	113

In fact, Elliott has recorded a 10-plus yard run on 12.2% of his career carries, which ranks fourth in the NFL among active running backs and tied for 15th in NFL history (min. 750 att):

Big-Play Run Percentage - Active Running Backs	
Player	10+ Runs
LeSean McCoy, Phi/Buf/KC/TB.....	12.9%
Adrian Peterson, Min/Was/Det.....	12.6%
Derrick Henry, Ten.....	12.5%
Ezekiel Elliott, Dal.....	12.2%

★ GIVE HIM 200 ★

Ezekiel Elliott owns four 200-yard scrimmage games in his career - tied with DeMarco Murray and Emmitt Smith for the most such games in Cowboys history. Marshall Faulk owns the NFL record with 14 200-yard games.

Ezekiel Elliott 200-Yard Games

Date/Opp	Rush Yds	Rec Yds	Tot Yds
9/30/18 vs. Det.....	152	88	240
10/22/17 at SF.....	147	72	219
11/13/16 at Pit.....	114	95	209
11/18/18 at Atl.....	122	79	201

★ BY LAND AND BY AIR ★

Ezekiel Elliott rushed for a one-yard score and caught a 19-yard pass for a touchdown in the 2020 season opener at the LA Rams. It was Elliott's seventh career game with a touchdown on the ground and through the air, third-most in the league since 2016:

Games with Rush TD & Rec TD Since 2016

Player	Team	Seasons	Games
Christian McCaffrey.....	CAR	2017-20	9
Alvin Kamara.....	NO	2017-20	8
Ezekiel Elliott.....	DAL	2016-20	7
Todd Gurley.....	LAR/ATL	2016-20	5
David Johnson.....	ARZ/HOU	2016-20	5
Kareem Hunt.....	KC/CLE	2016-20	5

★ HUNGRY? GRAB SCRIMMAGE YARDS ★

Ezekiel Elliott ranks fifth among running backs in the NFL with 924 scrimmage yards in 2020, an average of 92.4 yards-per-game:

Scrimmage Yards by Running Backs in 2020

Player	Team	Rush Yds	Rec Yds	Tot Yds
Dalvin Cook.....	Min	1,069	234	1,303
Alvin Kamara.....	NO	531	648	1,179
Derrick Henry.....	Ten	1,079	86	1,165
James Robinson.....	Jac	762	249	1,011
Ezekiel Elliott.....	Dal	675	249	924
Josh Jacobs.....	LV	755	158	913
DeAndre Hopkins.....	Ari	0	912	912
Stefon Diggs.....	Buf	0	906	906

★ MR. TOUCHDOWN ★

Ezekiel Elliott reached 50 career touchdowns - 41 rushing and nine receiving - in the 2020 season-opener at the LA Rams. He currently sits at 55 scores and is 11th Cowboy to reach 50 career touchdowns, and the fourth to do so in his first five seasons, joining Emmitt Smith (75), Dez Bryant (58) and Bob Hayes (53):

Cowboys Players with 50 TDs Through First Five Years

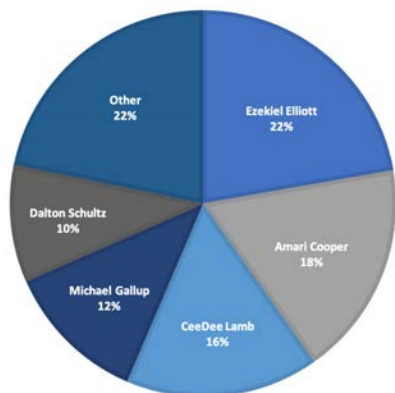
Player	Gms	Rush TD	Rec TD	Ret TD	Tot TD
Emmitt Smith.....	77	71	4	0	75
Dez Bryant.....	75	0	56	2	58
Ezekiel Elliott*....	66	45	10	0	55
Bob Hayes.....	64	1	49	3	53

*Hasn't completed fifth season

★ DIVIDING UP THE PIE ★

New Dallas Cowboys Head Coach Mike McCarthy has a plethora of offensive weapons at his disposal in 2020. Below is a breakdown of the percentage of yards gained by player in 2020:

Dallas Cowboys Offensive Breakdown - 4,154 Gross Yards



★ AIR & GROUND ★

Ezekiel Elliott posted his fifth career game with at least 100 rushing yards and 50 receiving yards against Philadelphia (12/9/18) to establish a club record for the most in franchise history:

100 Rush Yds & 50 Rec. Yds Games

Player	Games
Ezekiel Elliott	5
Tony Dorsett.....	4
Herschel Walker	4
Emmitt Smith	4

His five career games with at least 100 rushing yards and 50 receiving yards are also tied for the most by any league rusher since he entered the NFL in 2016 (Christian McCaffrey).

Elliott reached another milestone in 2018, becoming only the second player in team history with 1,000 rushing yards and 500 receiving yards in a single season, joining Herschel Walker (1988):

1,000 Rush Yds & 500 Rec. Yds

Player	Season	Rush	Rec	Total
Herschel Walker	1988	1,514	505	2,019
Ezekiel Elliott	2018	1,434	567	2,001

Against Buffalo (11/28/19) Elliott became only the second player in NFL history with at least 5,000 rushing yards and 1,500 receiving yards in his first four seasons:

5,000 Rush Yds & 1,500 Rec. Yds

Player	Seasons	Rush	Rec	Total
LaDainian Tomlinson	2001-04	5,899	2,022	7,921
Ezekiel Elliott	2016-19	5,283	1,617	6,900

Elliott is also one-of-12 players in NFL history to rush for over 5,000 yards in 55 games-or-fewer.

★ BUILT ZEKE TOUGH ★

Ezekiel Elliott has been a bruising force with the ball in his hands in 2020, punishing opposing defenses with 444 yards after contact when he carries the ball - eighth in the NFL (per PFF):

Player	Team	Rush	Yards	YAC	YACO/Att
Derrick Henry	TEN	230	1,084	814	3.5
Dalvin Cook.....	MIN	201	1,069	739	3.7
Josh Jacobs	LV	199	755	553	2.8
Ronald Jones	TB	143	730	530	3.7
James Robinson	JAC	172	762	529	3.1
Kareem Hunt.....	CLE	147	644	477	3.2
Todd Gurley.....	ATL	167	610	445	2.6
Ezekiel Elliott	DAL	171	675	444	2.6
C. Edwards-Helaire. KC		140	655	436	3.1

Elliott also has recorded the fourth-most rushes on third/fourth down with one yard to gain, converting nine of his 12 attempts into first downs for the second-most such first downs in the NFL:

First Down Conversions and Third/Fourth Down and One

Player	Rush	1stD	Player	Rush	1stD
Cam Newton	13	12	Kenyan Drake.....	10	9
Ezekiel Elliott	12	9	Jonathan Taylor	11	8
Gus Edwards	10	9	Derrick Henry	11	8

★ PROLIFIC START ★

Ezekiel Elliott's first four-plus NFL seasons have put him in the upper echelon of running backs at the outset of a career. Elliott surpassed 7,500 scrimmage yards and became the sixth player since the 1970 NFL merger to accumulate 7,500 total yards in the first 61 games of a career:

Players with 7,500 Yards in first 61 Career Games

Player	Team	Touches	Tot Yds	Yds/Touch
Le'Veon Bell.....	Pit	1,522	7,899	5.19
Eric Dickerson	LAR	1,565	7,774	4.97
Edgerrin James	Ind	1,661	7,701	4.64
LaDainian Tomlinson..	SD	1,601	7,639	4.77
Terrell Davis.....	Den	1,495	7,594	5.08
Ezekiel Elliott	Dal	1,471	7,561	5.14

Elliott's current 7,948 total yards put him past Dez Bryant (7,456) and Don Perkins (7,527) for the seventh-most total scrimmage yards in franchise history. Since he entered the NFL in 2016, Elliott leads all NFL players in rushing attempts (1,340), rushing yards (6,080), rushing first downs (343), rushes of 10-plus yards (163) and scrimmage yards (7,948) and ranks third in rushing touchdowns (45) and second in total touchdowns (55).

★ KEEP IT ¹⁰⁰ PART 2 ★

Ezekiel Elliott does not discriminate when it comes to 100-yard games, gobbling up yards on the ground and in the air throughout his career to the tune of 43 games with 100 scrimmage yards - by far the most of any player in the NFL since 2016:

100 Scrimmage Yard Games - 2016-20

Player	Games
Ezekiel Elliott, Dal	43
Julio Jones, Atl	30
Todd Gurley, LAR/Atl	27
Alvin Kamara, NO	27
Christian McCaffrey, Car	27
David Johnson, Hou/Ari.....	26

In fact, Elliott's 43 games with 100 scrimmage yards are tied for the ninth-most by any player in the first five years of a career:

100 Scrimmage Yard Games - First Five NFL Seasons

Player	Games	Player	Games
Eric Dickerson	54	William Andrews	45
Edgerrin James	49	Emmitt Smith	45
Marcus Allen.....	48	Curtis Martin	44
Thurman Thomas	47	Ezekiel Elliott	43
LaDainian Tomlinson	46	Six players tied	42

Elliott has five 100 scrimmage yard games in 2020, tied for fourth-most in the NFL:

100 Scrimmage Yard Games - 2020

Player	Games
Alvin Kamara, NO.....	6
Derrick Henry, Ten.....	6
Dalvin Cook, Min	6
Ezekiel Elliott, Dal	5
DeAndre Hopkins, Ari.....	5
James Robinson, Jac.....	5

★ GO AHEAD TD GLUTTON ★

Ezekiel Elliott has not only been a touchdown machine for the Cowboys, but he has been extra hungry in the pivotal moments of games, scoring 20 rushing touchdowns and four receiving touchdowns to put the Cowboys ahead in the game since his rookie season - the most go ahead touchdowns of any non-passer in the NFL:

Go ahead Rush and Rec TDs - 2016-20

Player	Rush TD	Rec TD	Total TDs
Ezekiel Elliott	20	4	24
Melvin Gordon	19	4	23
Davante Adams	0	23	23
Todd Gurley	15	6	21
Aaron Jones	12	5	17
Tyreek Hill	2	14	16
Jordan Howard	14	1	15
Alvin Kamara	11	4	15
Amari Cooper	0	14	14
Three players tied	--	--	14

★ FORWARD MOMENTUM ★

After much continuity at offensive line in his first four NFL seasons, Ezekiel Elliott has run behind seven different starting line combinations in 2020. Through this adversity, Elliott has still managed to provide positive yardage on the vast majority of rush attempts by recording a negative rush on only 5.85% of his carries - the fifth-lowest percentage (min. 75 carries):

Lowest Negative Rush Percentage in 2020

Player	Team	Carries	Stuffs	Stuff %
Dalvin Cook	Min	201	7	3.48%
Lamar Jackson	Bal	103	4	3.88%
Damien Harris	NE	96	5	5.21%
Derrick Henry	Ten	229	13	5.68%
Ezekiel Elliott	Dal	171	10	5.85%
Latavius Murray	NO	102	6	5.88%
Jonathan Taylor	Ind	135	8	5.93%
Aaron Jones	GB	113	7	6.19%

★ MOVE THE CHAINS ★

Ezekiel Elliott has been the engine that keeps the Cowboys offense moving in 2020, accounting for 60 total first downs on the year - the third-most rushing and receiving first downs by any player in the league:

Most First Downs by Player in 2020

Player	Team	Rush 1st	Rec 1st	Tot 1st
Dalvin Cook	Min	58	11	69
Alvin Kamara	NO	36	29	65
Ezekiel Elliott	Dal	45	15	60
Derrick Henry	Ten	54	4	58
James Robinson	Jac	40	11	51

Additionally, Elliott has gained a first down on 28.7% of his touches this year - which ranks sixth among all league running backs (min. 100 touches):

Player	Team	Touches	Tot 1st	1st D %
Darrell Henderson	LAR	113	42	37.2%
Alvin Kamara	NO	184	65	35.3%
Chase Edmonds	Ari	100	33	33.0%
Dalvin Cook	Min	226	69	30.5%
D'Andre Swift	Det	101	30	29.7%
Ezekiel Elliott	Dal	186	53	28.7%
Miles Sanders	Phi	119	34	28.5%
Kareem Hunt	Cle	169	47	27.8%

Elliott is one of the most prolific chain movers at the running back position in recent history, picking up a first down on 25.5% of his 1,319 career carries - a percentage that ranks ninth among all rushers since the data became available in 1994 (min. 500 att.):

Highest 1st Down Percentage by RB Since 1994

Player	Att	Yds	1st D	1st D %
Zack Crockett	510	1,701	158	31.0%
Alvin Kamara	602	2,939	165	27.4%
Marcus Allen*	726	2,934	195	26.9%
Priest Holmes	1,780	8,172	471	26.5%
Jamaal Charles	1,407	7,563	368	26.2%
Chris Carson	640	2,912	167	26.1%
Marlon Mack	539	2,383	140	26.0%
Sammy Morris	736	3,053	190	25.8%
Ezekiel Elliott	1,340	6,080	343	25.6%

*numbers from career stats starting in 1994

★ CAN'T TOUCH THIS ★

Tony Pollard has ranked among the leaders at forcing missed tackles, avoiding tacklers on 32.3% of his touches on the ground and in the passing game in 2020, per PFF (min. 50 touches):

Tackles Avoided Percentage by Running Backs in 2020

Player	Touches	Tkl Avoided	Avoid %
Tony Pollard	65	21	32.3%
Lamar Jackson	72	22	30.6%
Mike Davis	160	48	30.0%
Josh Allen	52	15	28.8%
Jordan Wilkins	78	20	25.6%
David Montgomery	161	41	25.5%
Nick Chubb	99	25	25.3%
Boston Scott	72	18	25.0%



8

Since Amari Cooper's trade to Dallas in Week 9 of 2018, he has produced eight touchdown catches of 20-plus yards, the second-most in the NFL. In fact, 53.3% of Cooper's 15 regular season touchdowns with Dallas have come from 20-plus yards.

★ THE AMARI EFFECT ★

Amari Cooper has been a reliable target for the Cowboys and has been particularly efficient at moving the chains for the offense, recording 132 first down receptions (seventh) spanning two-plus seasons since his trade to Dallas:

NFL 1st Down Receiving Leaders - Week 9, 2018 to 2020

Player	GP	Rec	Yds	Avg	TD	1st	1st%
DeAndre Hopkins, Ari	33	238	2,860	12.0	16	158	66.4%
Travis Kelce, KC	34	222	2,819	12.7	18	153	68.9%
Keenan Allen, LAC	35	241	2,724	11.3	17	150	62.2%
Julio Jones, Atl	32	204	2,936	14.4	17	150	73.5%
Michael Thomas, NO	29	235	2,660	11.3	14	141	60.0%
Davante Adams, GB	28	210	2,540	12.1	22	133	63.3%
Amari Cooper, Dal	35	197	2,650	13.5	16	132	67.0%

Cooper has also demonstrated a penchant for scoring touchdowns in his tenure with the Cowboys, posting 16 touchdown receptions - tied for 11th in the NFL - and finding the endzone on 8.1% of his catches:

Wide Receiver Touchdown Leaders - Week 9, 2018 to 2020

Player	Rec	Yds	Avg	Lg	TD	TD%
Tyreek Hill, KC	156	2,386	15.3	71t	22	14.1%
Davante Adams, GB	210	2,540	12.1	58	22	10.5%
Mike Evans, TB	147	2,425	16.5	67t	20	13.6%
Adam Thielen, Min	118	1,512	12.8	44	20	16.9%
Tyler Lockett, Sea	181	2,376	13.1	52t	20	11.0%
Travis Kelce, KC	222	2,819	12.7	47	18	8.1%
Mark Andrews, Bal	118	1,664	14.1	74	17	14.4%
Calvin Ridley, Atl	148	2,042	13.8	75t	17	11.4%
Julio Jones, Atl	204	2,936	14.4	54t	17	8.3%
Keenan Allen, LAC	241	2,724	11.3	54	17	7.1%
Jared Cook, NO	97	1,412	14.6	61t	16	16.4%
D.K. Metcalf, Sea	106	1,762	16.6	60	16	15.1%
Amari Cooper, Dal	197	2,650	13.5	90t	16	8.1%
DeAndre Hopkins, Ari	238	2,860	12.0	60	16	6.7%

Cooper changed the way Dallas was operating on third downs, and since he joined the Cowboys offense, the team ranks second in third down conversion percentage (45.8%). He leads all Cowboys receivers with 35 receiving first downs on third down in his time with Dallas, and has converted 83.3% (35-of-42) of his 42 third down receptions into first downs.

★ RECEPTION PERCEPTION ★

Amari Cooper has been a major part of the Cowboys offense in 2020, and he leads the Cowboys in receptions (65), yards (736), receiving first downs (39) and has accounted for 24.1% of the Cowboys total receptions - the 13th-highest percentage among wide receivers this year:

Highest Percentage of Team's Receptions by Receiver

Player	Rec	Yds	Team Com	Rec%
Keenan Allen, LAC	81	835	255	31.8%
DeAndre Hopkins, Ari	72	912	241	29.9%
Stefon Diggs, Buf	73	906	253	28.9%
Davante Adams, GB	68	847	240	28.3%
Robby Anderson, Car	71	818	266	26.7%
Adam Thielen, Min	49	646	184	26.6%
Tyler Lockett, Sea	67	748	256	26.2%
Terry McLaurin, Was	62	871	237	26.2%
Tyler Boyd, Cin	69	710	268	25.7%
Cooper Kupp, LAR	53	577	213	24.9%
Allen Robinson, Chi	63	755	254	24.8%
Justin Jefferson, Min	45	848	184	24.5%
Amari Cooper, Dal	65	736	270	24.1%

Cooper has also fought for extra yards on his catches, compiling 95 yards-after-contact in 2020, which ranks ninth among all wide receivers:

NFL Receiving Leaders in Yards After Contact

Player	YACO	Player	YACO
Terry McLaurin	167	Keenan Allen	103
Justin Jefferson	114	Jamison Crowder	101
D.K. Metcalf	104	Robby Anderson	96
DeAndre Hopkins	104	Amari Cooper	95
Diontae Johnson	104	Cooper Kupp	92

★ FLY THE COOP ★

Amari Cooper has been dynamic in 2020 with 59 receptions (10th) to go with 736 yards (15th) and 39 first downs (t-7th):

NFL 2020 Reception Leaders

Player	Rec	Yds	TD	1st D	1stD%
Keenan Allen, LAC	81	835	5	42	61.7%
Stefon Diggs, Buf	73	906	4	39	53.4%
DeAndre Hopkins, Ari	72	912	4	47	65.3%
Robby Anderson, Car	71	818	1	37	52.1%
Tyler Boyd, Cin	69	710	3	41	59.4%
Davante Adams, GB	68	847	10	44	64.7%
Tyler Lockett, Sea	67	748	8	38	56.7%
Alvin Kamara, NO	67	648	4	29	43.3%
Travis Kelce, KC	66	896	7	49	74.2%
Amari Cooper, Dal	65	736	2	39	60.0%

Cooper's 65 catches through the first 10 games of 2020 are the third-most through the first 10 games of a season by any player in Cowboys history:

Catches Through First 10 Games - Cowboys History

Player	Season	Rec	Yards	TD
Jason Witten	2012	73	636	1
Michael Irvin	1995	70	1,060	7
Amari Cooper	2020	65	736	2
Tony Hill	1985	60	894	5
Frank Clarke	1964	59	856	5

★ COOP CONVERTER ★

Amari Cooper has been a consistent first down machine for the Cowboys in 2020, converting a team-high 34 first downs through the air. Against Cleveland (10/4) Cooper converted 10-of-12 catches for first downs, the second-highest single-game first down total in the league in 2020:

Single-Game First Downs By Individual Player

Player	Date/Opp	Rec	1st	1st%
George Kittle	10/4/20 vs. Phi	15	11	73.3%
Tyler Lockett	10/25/20 at Ari	15	11	73.3%
Amari Cooper	10/4/20 vs. Cle	12	10	83.3%
Davante Adams	10/25/20 at Hou	13	10	76.9%

The 10 first downs are a single-game career-best for Cooper, besting the nine he accrued on three different occasions and are tied for the most in a game by any Cowboys receiver (Witten, 10 vs. Det 12/9/07 and Michael Irvin, 10 vs. SF 10/17/93).

★ THAT'S AMARI! ★

Amari Cooper has changed the way Dallas is able to operate in the passing game, stretching defenses and providing a touchdown threat from anywhere on the field. Since Dallas acquired Cooper, eight of his 16 touchdowns have come from 20-plus yards, which are second-most league-wide from Week 9, 2018 to 2020:

20+ Yard Touchdown Receptions from Week 9, 2018-2020

Player	Rec	TD	20+ TD	20+ Pct.
Tyreek Hill, KC	156	22	13	59.1%
Amari Cooper, Dal	197	16	8	50.0%
Jared Cook, Oak/NO	97	16	8	50.0%
Mecole Hardman, KC	52	9	8	88.9%
Stefon Diggs, Min/Buf	180	15	8	53.3%
D.K. Metcalf, Sea	106	16	8	50.0%
Calvin Ridley, Atl	148	17	7	41.1%
Odell Beckham Jr., NYG/Cle	113	11	7	63.6%
Darius Slayton, NYG	86	11	7	63.6%
Nelson Agholor, Phi/LV	86	12	7	58.3%
DeAndre Hopkins, Hou/Ari	238	16	7	43.8%

★ CATCH ME IF YOU CAN ★

Amari Cooper caught 10 passes for 81 yards in the season opener at the LA Rams (9/13). Cooper's 10 catches are tied for the most by a Cowboys player in the opening game of a season:

Player	Opp/Date	Rec.
Amari Cooper	@LAR, 9/13/20	10
Miles Austin	@WAS, 9/12/10	10
Miles Austin	NYG, 9/8/13	10
Frank Clarke	WAS, 9/16/62	10
Frank Clarke	STL, 9/12/64	10
Tony Dorsett	@LAR, 9/3/84	10

Cooper owns nine career games with 10-plus catches - including five games as a Dallas Cowboy. His five games with Dallas are tied for the third-most in a Cowboys career:

Player	10+ Rec Gms
Jason Witten	11
Michael Irvin	7
Miles Austin	5
Amari Cooper	5
Dez Bryant	4

Since 2018, his six games - between Oakland and Dallas - with 10-plus catches are tied for fifth in the NFL:

Player	Games	Player	Games
Michael Thomas	15	Amari Cooper	6
Christian McCaffrey	9	Zach Ertz	6
DeAndre Hopkins	8	Julio Jones	6
Davante Adams	8	Stefon Diggs	6

★ 200-YARD CLUB ★

Amari Cooper exploded for a career-best 226 receiving yards on 11 receptions against Green Bay (10/6/19), his second 200-yard game as a Cowboy and the third of his career. He is the only Cowboys player to have multiple 200-yard games:

Cowboys Receivers with 200 Yards

Player	Date/Opp	Rec	Yards	TD
Miles Austin	10/11/19 at KC	10	250	2
Bob Hayes	11/13/66 at Was	9	246	2
Frank Clarke	9/16/62 vs. Was	10	241	3
Amari Cooper	10/6/19 vs. GB	11	226	1
Dez Bryant	12/23/12 vs. NO	9	224	2
Lance Rentzel	11/19/67 vs. Was	13	223	1
Amari Cooper	12/9/18 vs. Phi	10	217	3
Tony Hill	11/12/79 vs. Phi	7	213	2
Terrell Owens	11/23/08 vs. SF	7	213	1
Michael Irvin	9/20/92 vs. Pho	8	210	3
James Dixon	11/12/89 at Pho	6	203	1
Kevin Williams	12/25/95 at Ari	9	203	2

Cooper is one-of-five players in NFL history with three-or-more games of 10 receptions and 200 yards:

Player	Team	Games
Calvin Johnson	Det	4
Jerry Rice	SF	4
Amari Cooper	Oak/Dal	3
Isaac Bruce	Stl	3
Julio Jones	Atl	3

★ DUPLICITY IN DALLAS ★

Amari Cooper and CeeDee Lamb have played large roles in the Dallas offense this season, combining for 113 catches (41.9% of total offense) and 1,365 yards (45.7%). Cooper has eight games with five-or-more catches and Lamb has six such games in 2020:

2020 Games with Five-Plus Catches

Player	Games	Player	Games
Stefon Diggs.....	9	Allen Robinson.....	8
Robby Anderson.....	9	Darren Waller.....	8
Alvin Kamara.....	8	Davante Adams.....	7
Amari Cooper.....	8	Keenan Allen.....	7
Tyler Boyd.....	8	Cooper Kupp.....	7
Travis Kelce.....	8	Calvin Ridley.....	7
DeAndre Hopkins.....	8	CeeDee Lamb.....	6
Terry McLaurin.....	8	Six players tied.....	6

★ SLOT MACHINE ★

CeeDee Lamb has been a dynamic weapon out of the slot receiver position in 2020, ranking fourth in the NFL with 46 receptions from the slot and third with 591 yards while operating from the inside receiver position on 93.2% of his offensive snaps - the third-highest percentage in among all receivers:

Highest Snap Percentage from the Slot in 2020

Player	Slot%	Rec	Yds	TD
Isaiah Ford.....	94.5%	17	181	0
Anthony Miller.....	93.8%	31	333	2
CeeDee Lamb.....	93.2%	46	591	4
Cole Beasley.....	91.3%	53	631	3
Greg Ward.....	87.4%	36	228	1

★ 11 PERSONNEL ★

With the Cowboys having three game-breaking options at the wide receiver position, they have relied heavily on their "11 personnel" (one running back, one tight end and three receivers) in 2020 - ranking fourth among all teams by running 73.3% of their offensive snaps from that formation grouping:

Snap Percentage from "11 Personnel"

Team	Off Plays	11 Per.	11 Per. %
Cincinnati Bengals.....	707	539	76.3%
New York Jets.....	588	443	75.3%
Buffalo Bills.....	637	473	74.6%
Dallas Cowboys.....	725	530	73.3%
LA Chargers.....	720	514	71.4%

★ ON THE LAMB ★

CeeDee Lamb caught six passes for 106 yards in Week 2 against the Falcons, becoming the 12th Cowboys rookie - 16th time - to post a 100-yard game:

100-Yard Receiving Game by a Cowboys Rookie WR

Player	Opp/Date	Yards
James Dixon.....	@Pho, 11/12/89	203
Bob Hayes.....	PHI, 10/10/65	177
Antonio Bryant.....	@ Was, 12/29/02	170
Terrance Williams.....	DEN, 10/6/13	151
Michael Irvin.....	@ Was, 12/11/88	149
Drew Pearson.....	@ STL, 12/16/73	140
Karl Powe.....	@SF, 12/22/85	127
CeeDee Lamb.....	NYG, 10/11/20	124
Mike Sherrard.....	@SD, 11/16/86	115
Mike Sherrard.....	STL, 10/26/86	111
Cornell Burbage.....	PHI, 10/11/87	110
Bob Hayes.....	SF, 11/7/65	108
CeeDee Lamb.....	Atl, 9/20/20	106
Bob Hayes.....	@Phi, 12/5/65	106
Dez Bryant.....	@NYG, 11/14/10	104
Bob Hayes.....	STL, 12/11/65	103
Alvin Harper.....	@Was, 11/24/91	101

In doing so in his second game, Lamb tied Cornell Burbage as the fastest Cowboys rookie receiver to reach 100 yards in a game. Lamb then posted 124 yard against the Giants (10/11), becoming the third Cowboys rookie to record multiple 100-yard games (Mike Sherrard, 1986 and Bob Hayes, 1965).



93%

CeeDee Lamb has played 317-of-340 passing snaps from the slot receiver position in 2020, which at 93% is the third-highest slot percentage in the league. He is third on the Cowboys with 191 YAC.

★ ROOKIE RANKS ★

CeeDee Lamb leads all rookie players in receptions (48), is tied for second in receiving yards (629) and touchdowns (four) and ranks fourth among rookie receivers with 191 yards after the catch:

Rookie Leaders in Receptions

Player	Rec	Yds	TD	1st D	YAC
CeeDee Lamb.....	48	629	4	31	191
Justin Jefferson.....	45	848	4	32	286
Tee Higgins.....	43	629	4	34	213
Chase Claypool.....	39	559	8	27	228
Jerry Jeudy.....	37	589	2	29	154

Lamb ranks 21st among all NFL wide receivers with his 629 yards, and his 48 receptions rank 20th.

★ CEEDEE'S TDS ★

CeeDee Lamb caught two touchdown passes against Cleveland (10/4) - his first career multi-touchdown game - and became the seventh Cowboys rookie to record a multi-receiving touchdown game in franchise history. He is the first to do it since Dez Bryant had two touchdown receptions against the N.Y. Giants (10/25/10).

This is nothing new to Lamb, who caught 32 touchdown passes in his three years at Oklahoma, tied for the third-most from 2017-19:

Most College TD Receptions from 2017-19

Player	Gms	Rec	Yds	Avg.	TD
James Proche.....	38	244	3,240	13.3	33
David Sills.....	25	125	1,966	15.7	33
CeeDee Lamb.....	41	173	3,292	19.0	32
Tyler Johnson.....	36	199	3,164	15.9	32
Denzel Mims.....	38	182	2,901	15.9	28

Additionally, Lamb tied five other players for the second-most multi-touchdown games in college from 2017-19:

Player	2+ TD Gms	Player	2+ TD Gms
David Sills.....	12	Anthony Johnson.....	7
CeeDee Lamb.....	7	Tyler Johnson.....	7
JJ Arcega-Whiteside.....	7	James Proche.....	7
Jerry Jeudy.....	7	Many tied.....	6

★ QUADFECTA ★

Dallas has seen four wide receivers record 100-yard receiving games in 2020 - tied for the most in the NFL this season (Atlanta, Tennessee) - and the eighth instance in team history where four different players on offense had 100-yard receiving games. The 2020 season is unique in that this is the only instance of the eight previous occurrences that all four players are wide receivers:

2020

Player	Position	100-Yd Gms
Amari Cooper	WR	2
Michael Gallup	WR	1
CeeDee Lamb	WR	2
Cedrick Wilson	WR	1

2012

Player	Position	100-Yd Gms
Miles Austin	WR	2
Dez Bryant	WR	5
Kevin Ogletree	WR	1
Jason Witten	TE	3

2010

Player	Position	100-Yd Gms
Miles Austin	WR	5
Dez Bryant	WR	1
Roy Williams	WR	1
Jason Witten	TE	1

2009

Player	Position	100-Yd Gms
Miles Austin	WR	5
Patrick Crayton	WR	1
Roy Williams	WR	1
Jason Witten	TE	3

2008

Player	Position	100-Yd Gms
Miles Austin	WR	1
Marion Barber	RB	1
Terrell Owens	WR	2
Jason Witten	TE	2

2004

Player	Position	100-Yd Gms
Antonio Bryant	WR	1
Terry Glenn	WR	1
Keyshawn Johnson	WR	2
Jason Witten	TE	2

1993

Player	Position	100-Yd Gms
Alvin Harper	WR	2
Michael Irvin	WR	5
Jay Novacek	TE	1
Emmitt Smith	RB	1

1985

Player	Position	100-Yd Gms
Doug Cosbie	TE	2
Tony Hill	WR	4
Karl Pove	WR	1
Mike Renfro	WR	3

★ GIMME FIVE ★

CeeDee Lamb snapped a six-game streak of at least five catches to start his career at Washington (10/25), becoming the first player in NFL history to start a rookie season with six such games:

Five Receptions in Each of First Six Games of Career

Player	Season	Games	Tot Rec	Yds	TD
CeeDee Lamb	2020	6	36	497	2
Terry Glenn	1996	5	30	403	1
Anquan Boldin	2003	4	30	464	2
Stefon Diggs	2015	4	25	419	2
DeSean Jackson	2008	4	22	327	1
Andre Johnson	2003	4	26	346	2

★ CEEDEE'S BIG PLAYS ★

CeeDee Lamb has proven to be a big-play threat out of the slot in 2020, tied for the eighth-most receptions of 20-plus yards among all receivers:

Big-Play Receptions - NFL Leaders

Player	Rec	Yds	TD	20+ Yd Rec
Justin Jefferson	45	848	4	17
Stefon Diggs	73	906	4	15
Julio Jones	45	607	3	14
DK Metcalf	48	862	9	14
Terry McLaurin	62	871	3	14
Allen Robinson	63	755	3	14
Travis Kelce	66	896	7	14
CeeDee Lamb	48	629	4	13
D.J. Moore	46	863	4	13
DeAndre Hopkins	72	912	4	12
Calvin Ridley	48	747	6	12

★ NO SILENCING THIS LAMB ★

CeeDee Lamb established a team franchise record in the game at Minnesota (11/22), surpassing Bob Hayes for the most receptions by a Cowboys rookie:

Most Receptions by a Cowboys Rookie - Season

Player	Year	Rec	Yds	Avg	TD
CeeDee Lamb	2020	48	629	13.1	4
Bob Hayes	1965	46	1,003	21.8	12
Dez Bryant	2010	45	561	12.5	6
Antonio Bryant	2002	44	733	16.7	6
Terrance Williams	2013	44	736	16.7	5
Mike Sherrard	1986	41	744	18.2	5

The majority of his production has come from the slot, and among all receivers who have run at least 50% of their snaps from the slot, he ranks 10th in *PFF*'s yards-per-route-run metric, which measures production versus number of routes run:

Player	Slot%	YPRR	Player	Slot%	YPRR
J. Atkins	64.4	2.36	M. Hardman	54.1	2.01
C. Beasley	91.3	2.30	C. Kupp	63.5	2.00
J. Edelman	74.9	2.24	A. Firkser	69.3	1.92
J. Landry	50.8	2.06	D. Amendola	83.3	1.88
J. Crowder	75.5	2.01	C. Lamb	93.2	1.86

★ TRIPLE 777 ★

The Cowboys had three different receivers record seven catches in the game against Arizona (10/19) - the first time in franchise history that Dallas had three separate players each reach seven catches in the same game. There have been nine previous instances of two receivers in the same game in team history:

Players	Date/Opp	Catches
Amari Cooper	10/19/20 vs. Ari	7
Ezekiel Elliott	10/19/20 vs. Ari	8
CeeDee Lamb	10/19/20 vs. Ari	7

Amari Cooper	12/9/18 vs. Phi	10
Ezekiel Elliott	12/9/18 vs. Phi	12

Miles Austin	10/28/12 vs. NYG	9
Jason Witten	10/28/12 vs. NYG	18

Miles Austin	12/6/09 at NYG	10
Jason Witten	12/6/09 at NYG	14

Marion Barber	12/9/07 at Det	10
Jason Witten	12/9/07 at Det	15

Michael Irvin	12/14/97 at Cin	9
Anthony Miller	12/14/97 at Cin	9

Daryl Johnston	11/25/93 vs. Mia	11
Emmitt Smith	11/25/93 vs. Mia	9

Doug Cosbie	9/15/85 at Det	11
Tony Hill	9/15/85 at Det	11

Doug Donley	9/3/84 at LAR	9
Tony Dorsett	9/3/84 at LAR	10

Bob Hayes	11/19/67 vs. Was	9
Lance Rentzel	11/19/67 vs. Was	9

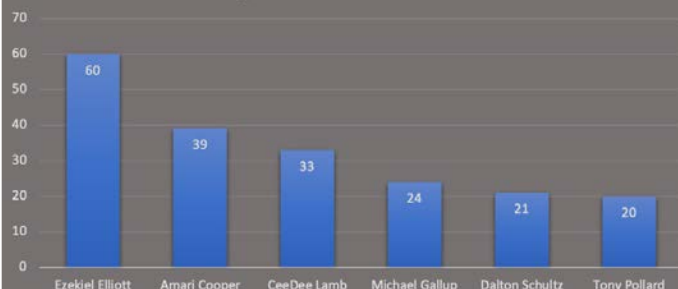
★ FIRST DOWN COWBOYS ★

The Dallas Cowboys offense collected first downs at a rapid rate in 2019, ranking third with 379 total first downs. In 2020 the Cowboys have recorded the second-most first downs (250):

2020 NFL Team First Down Leaders

Team	Rush	Pass	Pen	Total
Arizona	95	138	24	257
Dallas	78	153	19	250
Kansas City	68	160	21	249
Buffalo	76	140	22	238
LA Chargers	75	140	22	237

Cowboys Leaders in First Downs



★ WE'RE GOING STREAKING ★

Dallas snapped a four-game streak (dating back to Week 17 of 2018 at the N.Y. Giants) with 400 yards and 30 points in Week 4 of 2019 against New Orleans (9/29/19).

Dallas' four-game streak with 400 yards and 30 points tied for eighth in NFL history. The LA Rams were the most recent team to record a four-game streak (2018) prior to Dallas:

All-time Streaks of 400 Yds and 30 Pts

Team	Streak	Yds	Pts	W-L
Denver	10 games (12/23/12 - 10/27/13)	467.6	41.5	9-1
New England	9 games (12/31/06 - 10/28/07)	436.6	41.2	9-0
St. Louis	8 games (12/5/99 - 9/17/00)	478.1	34.8	7-1
New England	6 games (1/2/11 - 10/9/11)	496.3	33.8	5-1
Philadelphia	5 games (10/25/53 - 11/21/53)	493.2	40.8	5-0
Oakland	5 games (10/27/68 - 11/24/68)	501.2	37.8	5-0
San Francisco	5 games (11/20/94 - 12/17/94)	460.2	39.2	5-0
Dallas	4 games (12/31/18 - 9/22/19)	465.8	33.3	4-0
Dallas	4 games (9/20/20 - 10/11/20)	515.0	40.8	2-2

The Cowboys recorded another four-game streak with 400 yards and 30 points in 2020 (9/20 vs. Atlanta - 10/11 vs. NYG) - tied with the four games in 2019 for the most games in team history:

Team	Streak	Games	Pts	Yds
Dallas	12/30/18 - 9/22/19	4	133	1,863
Dallas	9/20/20 - 10/11/20	4	163	2,060
Dallas	10/1/17 - 20/22/17	3	101	1,349

★ YARD DOGS ★

The Cowboys offense rolled up 570 yards of total offense - fifth-most in a single game in team history in Week 2 against the Atlanta Falcons:

Dallas Cowboys Single-Game Yards

Opponent	Date	Yards
Philadelphia	10/9/66	652
Baltimore	9/4/78	583
St. Louis	9/30/73	578
Philadelphia	12/9/18	576
Atlanta	9/20/20	570

Dallas followed that offensive performance with 522 yards at Seattle (9/27) the following week, marking the first time in franchise history that Dallas had consecutive 500-yard games on offense. Dallas continued their offensive explosion, compiling 566 yards against Cleveland, bringing their 500-yard streak to three games.

★ DYNAMITE OFFENSE ★

The Cowboys offensive production is correlated in large part to its ability to produce explosive plays (10-plus yards) in 2020. Dallas has racked up 163 explosive plays through 10 games in 2020 - the second-most by any offense in the NFL:

Explosive Plays (10-Plus Yards) - NFL

Team	10+ Rush	10+ Pass	Tot 10+	10+ TD
Kansas City	34	132	166	18
Dallas	30	133	163	12
Buffalo	32	122	154	10
Indianapolis	31	121	152	10
Arizona	48	102	150	15

★ POSITION GAME ★

Field position plays a large part in defensive success across the NFL. In 2019 there were 1,245 touchdown drives by the 32 teams and only 258 of them (20.72%) came from 80-plus-yard drives:

2019 NFL Offense Long TD Drives

Team	TD Drives	80+ Yd Dr.	80+ TD%
Baltimore	58	13	22.4%
San Francisco	51	11	21.6%
Tennessee	50	12	24.0%
Dallas	48	14	29.2%
New Orleans	48	6	12.5%
Tampa Bay	48	6	12.5%

Through 11 weeks in 2020, Dallas has 30 drives that started at or inside its 20-yard line and scored on 13 of those drives with nine touchdowns. The Cowboys touchdown percentage (30.0%) on these 80-plus yard drives ranks second in the NFL behind only Kansas City (42.3%).

Team	80+ Yd Dr.	Scr	TD	Scr%	TD%
Kansas City	26	14	11	53.8%	42.3%
Dallas	30	13	9	43.3%	30.0%
LA Rams	30	11	9	36.7%	30.0%
San Francisco	27	9	8	33.3%	29.6%
Arizona	35	16	10	45.7%	28.6%

★ YARDS AFTER THE CATCH - YAC ATTACK ★

Dallas has exploited defenses for the 10th-most yards after the catch in the NFL with 1,302 YAC - 43.6% of their total passing output (2,984 gross yards). Ezekiel Elliott leads the Cowboys with 274 YAC (17th in the NFL), followed by Amari Cooper with 254 (26th).

DALLAS COWBOYS YARDS AFTER THE CATCH 2019-20



★ OFFENSIVE LINE SHUFFLE ★

Dallas has started seven different offensive line combinations through 11 weeks in 2020 due to injuries across the offensive front. The chart below shows the average age and experience of the Cowboys expected offensive line going into Week 1 versus the most recent starting combination:

Expected Offensive Line Entering 2020 Season					
	LT	LG	C	RG	RT
	T. Smith	C. Williams	J. Looney	Z. Martin	L. Collins
Age	29	23	30	29	27
Exp.	10	3	9	7	6

Avg. Age - 27.6 years
Avg. Exp. - 7.0 years

Offensive Line in Week 1 at LA Rams					
	LT	LG	C	RG	RT
	T. Smith	C. Williams	J. Looney	Z. Martin	T. Steele
Age	29	23	30	29	23
Exp.	10	3	9	7	R

Avg. Age - 26.8 years
Avg. Exp. - 5.8 years

Offensive Line in Week 2 vs. Atlanta					
	LT	LG	C	RG	RT
	B. Knight	C. Williams	J. Looney	Z. Martin	T. Steele
Age	23	23	30	29	23
Exp.	2	3	9	7	R

Avg. Age - 25.6 years
Avg. Exp. - 4.2 years

Offensive Line in Week 3 at Seattle					
	LT	LG	C	RG	RT
	B. Knight	C. Williams	J. Looney	Z. Martin	T. Steele
Age	23	23	30	29	23
Exp.	2	3	9	7	R

Avg. Age - 25.6 years
Avg. Exp. - 4.2 years

Offensive Line in Week 4 vs. Cleveland					
	LT	LG	C	RG	RT
	T. Smith	C. Williams	J. Looney	Z. Martin	T. Steele
Age	29	23	30	29	23
Exp.	10	3	9	7	R

Avg. Age - 26.8 years
Avg. Exp. - 5.8 years

Offensive Line in Week 5 vs. N.Y. Giants					
	LT	LG	C	RG	RT
	B. Knight	C. Williams	T. Biadasz	Z. Martin	T. Steele
Age	23	23	23	29	23
Exp.	2	3	R	7	R

Avg. Age - 24.0 years
Avg. Exp. - 2.4 years

Offensive Line in Week 6 vs. Arizona					
	LT	LG	C	RG	RT
	B. Knight	C. Williams	T. Biadasz	Z. Martin	T. Steele
Age	23	23	23	29	23
Exp.	2	3	R	7	R

Avg. Age - 24.0 years
Avg. Exp. - 2.4 years

Offensive Line in Week 7 at Washington					
	LT	LG	C	RG	RT
	C. Erving	C. Williams	T. Biadasz	C. McGovern	T. Steele
Age	28	23	22	22	23
Exp.	6	3	R	1	R

Avg. Age - 23.6 years
Avg. Exp. - 2.0 years

Offensive Line in Week 8 at Philadelphia					
	LT	LG	C	RG	RT
	C. Erving	C. Williams	T. Biadasz	Z. Martin	T. Steele
Age	28	23	22	29	23
Exp.	6	3	R	7	R

Avg. Age - 25.0 years
Avg. Exp. - 3.2 years

★ OFFENSIVE LINE SHUFFLE, cont. ★

Offensive Line in Week 9 vs. Pittsburgh					
	LT	LG	C	RG	RT
	C. Erving	C. Williams	J. Looney	Z. Martin	T. Steele
Age	28	23	30	29	23
Exp.	6	3	9	7	R

Avg. Age - 26.6 years
Avg. Exp. - 5.0 years

Offensive Line in Week 11 at Minnesota					
	LT	LG	C	RG	RT
	C. Erving	C. Williams	J. Looney	C. McGovern	Z. Martin
Age	28	23	30	22	29
Exp.	6	3	9	1	7

Avg. Age - 26.4 years
Avg. Exp. - 5.2 years

★ COME ON DOWN, GARRETT GILBERT ★

Garrett Gilbert made his first career start against Pittsburgh (11/8), becoming the fourth quarterback to start a game for Dallas this season (Dak Prescott, Andy Dalton and Ben DiNucci). The last time Dallas started four different quarterbacks in the same season was 2015, when Tony Romo (four), Matt Cassel (seven), Brandon Weeden (three) and Kellen Moore (two) all started games.

Gilbert completed 21-of-38 passes for 243 yards with a touchdown and an interception in his first career start. His 38 attempts were the fifth-most by a Cowboys quarterback in his first start, and his 243 yards were the fourth-most.

It also marked the first time since 1994 that Dallas had three different quarterbacks start three consecutive games, with Dalton (10/25 at Was), DiNucci (11/1 at Phi) and Gilbert (11/8 vs. Pit), joining Troy Aikman (11/20/94 vs. Was), Jason Garrett (11/24/94 vs. GB) and Rodney Peete (12/4/94 at Phi).

★ GUCCI DINUCCI ★

Ben DiNucci became the 14th Cowboys quarterback to start a game during his rookie season in the game at Philadelphia (11/1):

Cowboys Rookie Quarterbacks in First Start							
Player	Date/Opp	W/L	Att	Cmp	Yds	TD	
D. Meredith	11/6/60 vs. LAR	L	28	9	76	0	
J. Rhome	10/10/65 vs. Phi	L	14	8	138	1	
C. Morton	10/24/65 @ GB	L	20	10	61	0	
R. Staubach	9/21/69 vs. StL	W	15	7	220	1	
R. Collier	12/21/86 vs. Chi	L	9	4	44	0	
K. Sweeney	10/4/87 @ NYJ	W	14	6	139	3	
T. Aikman	9/10/89 @ NO	L	35	17	180	0	
S. Walsh	10/8/89 @ GB	L	29	18	193	1	
J. Garrett	11/14/93 vs. Pho	W	6	2	25	0	
Q. Carter	9/9/01 vs. TB	L	19	9	34	0	
C. Hutchinson	10/27/02 vs. Sea	L	24	12	145	1	
D. Henson	11/25/04 vs. Chi	W	12	4	31	0	
D. Prescott	9/11/16 vs. NYG	L	45	25	227	0	
B. DiNucci	11/1/20 at Phi	L	40	21	180	0	

DiNucci was the 11th rookie from a FCS school to start at quarterback in his first season since the 1970 NFL merger and the first since Develin Hodges for the Pittsburgh Steelers in 2019.

★ THE DINUCCI CODE ★

Ben DiNucci completed 21-of-40 pass attempts for 180 yards and no touchdowns in his first start. His 40 pass attempts are the second-most by a Cowboys rookie in his first career start, and his 21 completions also rank second:

Most Pass Attempts in Rookie QB First Start - Cowboys History							
Player	Date/Opp	W/L	Att	Cmp	Yds	TD	
D. Prescott	9/11/16 vs. NYG	L	45	25	227	0	
B. DiNucci	11/1/20 at Phi	L	40	21	180	0	
T. Aikman	9/10/89 @ NO	L	35	17	180	0	

Most Completions in Rookie QB First Start - Cowboys History							
Player	Date/Opp	W/L	Att	Cmp	Yds	TD	
D. Prescott	9/11/16 vs. NYG	L	45	25	227	0	
B. DiNucci	11/1/20 at Phi	L	40	21	180	0	
S. Walsh	10/8/89 @ GB	L	29	18	193	1	



20

Since the start of 2016, Dak Prescott is responsible for 20 total touchdowns (17 passing, three rushing) when the game is within seven points in the fourth quarter or overtime, fourth in the NFL over that span, trailing only Russell Wilson (25), Matt Ryan (22) and Drew Brees (22).

**regular season only*

★ CENTURY MARK ★

Dak Prescott reached the century mark with 100 career passing touchdowns against the Seahawks (9/27), just three games into the fifth season of his career.

Prescott is the 25th quarterback in NFL history to reach 100 touchdowns through the air in the first five seasons of a career, and in that select group, he ranks 19th in pass touchdown percentage (4.62%), second in interception percentage (1.7%), fourth in passer rating (97.3) and third in touchdown/interception ratio (2.65):

Touchdown/INT Ratio - QBs with 100 TD in First Five Years

Player	Seasons	PassTD	INT	TD/INT
Patrick Mahomes.....	2017-20	103	20	5.15
Russell Wilson.....	2012-16	127	45	2.82
Dak Prescott	2016-20	106	40	2.65
Derek Carr.....	2014-18	122	54	2.26
Matt Ryan.....	2008-12	127	60	2.12
Dan Marino.....	1983-87	168	80	2.10

Prescott's touchdown prowess isn't limited to his aerial exploits, running over opposing defenses to the tune of 24 career rushing touchdowns - the most by a quarterback in Cowboys history. By reaching 100 passing touchdowns, he is now one-of-three players in NFL history to record 100 touchdowns through the air and 20 touchdowns on the ground in the first five seasons of a career:

100 TD Throws with 20 Rush TDs - First Five Seasons

Player	Seasons	PassTD	RushTD	Tot TD
Cam Newton.....	2011-15	117	43	160
Jeff Garcia.....	1999-03	113	21	134
Dak Prescott	2016-20*	106	24	130

Prescott hit the century mark in just 67 career starts, becoming the third-fastest quarterback in Cowboys history to reach 100 passing touchdowns:

Fastest Cowboys to 100 Passing Touchdowns

Player	Starts	Attempts	Yards	Pass TD
Tony Romo.....	53	1,758	14,186	101
Danny White.....	62	1,777	13,622	103
Dak Prescott	67	2,214	16,966	102

★ RAYNEING TOUCHDOWNS... ★

Rayne Dakota Prescott is responsible for 131 combined rushing, passing and receiving touchdowns through his first 69 NFL games which is tied for the fifth-most in NFL history at the quarterback position:

Combined Touchdowns in a QBs First 69 Career Games

Player	TDs	Player	TDs
Dan Marino.....	166	Matthew Stafford ..	131
Aaron Rodgers.....	148	Cam Newton	130
Daunte Culpepper....	146	Len Dawson	129
Andrew Luck.....	144	Peyton Manning ...	128
Johnny Unitas.....	131	Brett Favre	127
Dak Prescott.....	131	Kirk Cousins	127

★ FOURTH QUARTER WINS ★

Since taking over as the Dallas Cowboys starting quarterback in 2016, Dak Prescott has engineered his share of fourth quarter wins for the club. Included in his 41 regular season wins as a starter are 10 occasions in which he led the team to victory when the club was tied or trailing in the fourth quarter or overtime. Prescott's 10 wins are the fifth-most by a Dallas signal caller, with five of those wins coming as a rookie in 2016, four in 2018 and one in 2020:

4th Quarter/OT Wins - Cowboys

Quarterback	Wins	Quarterback	Wins
Tony Romo.....	24	Danny White	11
Troy Aikman.....	15	Dak Prescott.....	10
Roger Staubach.....	13		

Below is a look at each of Prescott's 10 games in which the game was tied or the team trailed to pull out the win and his 4th quarter/OT stats:

Date	Opp	Score	Time Left	Att	Com	Yds	TD	Int	Final Score
9/18/16	@Was	20-23	15:00	7	6	66	0	0	27-23
10/30/16	PHI*	13-23	7:48	20	11	135	2	0	29-23
11/13/16	@Pit	29-30	0:42	11	10	83	0	0	35-30
12/1/16	@Min	7-9	14:11	4	2	26	1	0	17-15
12/18/16	TB	17-20	15:00	6	6	41	0	0	26-20
9/30/18	DET	23-24	2:17	11	7	99	0	0	26-24
11/18/18	@Atl	19-19	1:52	6	4	45	0	0	22-19
12/9/18	PHI*	23-23	1:39	12	11	94	1	0	29-23
12/30/18	@NYG	28-32	3:21	10	5	78	1	0	36-35
9/20/20	Atl	24-36	15:00	21	13	182	1	0	40-39

**italics indicate overtime and are reflected in the stats totals*

Prescott has also secured 15 game-winning drives in his career to rank fourth all-time in club history:

Career Game-Winning Drives

Player	Drives
Tony Romo.....	29
Roger Staubach.....	21
Troy Aikman.....	20
Dak Prescott.....	15
Danny White.....	14

Amongst all NFL quarterbacks, Prescott ranks fifth for the most game-winning drives from 2016-20:

Game-Winning Drives - NFL (2016-20)

Player	Drives
Drew Brees, NO.....	18
Derek Carr, LV	17
Matthew Stafford, Det.....	17
Russell Wilson, Sea.....	16
Dak Prescott, Dal	15

Additionally, Prescott's 14 game-winning drives are tied for the second-most by any NFL QB in his first four seasons to start a career, since 1970:

Game-Winning Drives - First Four Seasons

Player	Drives
Matt Ryan, Atl	16
Dak Prescott, Dal	14
Russell Wilson, Sea.....	14

**Game Winning Drive = Fourth quarter drive that puts team ahead for the final time*

**4th Quarter Comeback = Offense overcomes a deficit to win the game*

★ DAK'S RECORD WHEN... ★

Since taking over as Dallas' starting quarterback in 2016, Dak Prescott has compiled a 42-27 regular season record in 69 career starts, and he is 1-2 in the postseason. Below is a look at Prescott's record under several different circumstances:

	Regular	Post
Playing at home:	24-11	1-1
Playing on the road:	18-16	0-1
Playing indoors:	23-11	1-1
Playing outdoors:	19-16	0-1
Playing against the NFC East:	19-6	
Playing against the NFC (non-NFC East): ..	15-12	1-2
Playing against the AFC:	8-9	
Playing on Thursday:	5-3	
Playing on Sunday:	34-23	1-2
Playing on Sunday night:	8-6	
Playing on Monday night:	3-1	
Playing on artificial turf:	30-21	1-1
Playing on natural grass:	12-6	0-1
Offense totals over 400 yards:	26-8	0-1
Throws for over 300 yards:	9-6	0-1
Throws for 200-299 yards:	26-12	1-1
Attempts more than 30 passes	21-23	1-2
Throws only one touchdown:	12-6	1-1
Throws more than one touchdown:	24-9	0-1
Completes 60.0%-or-more of his passes: ..	38-18	1-2
Averages more than 7.0 yards-per-attempt ..	34-9	0-2
Has more than one Big Play (25+) passing ..	25-8	1-1
Throws no interceptions:	33-9	0-1
Throws one interception:	7-9	1-1
Throws more than one interception:	2-9	
Records at least 100.0 passer rating:	31-3	0-1
Commits no turnovers.....	28-6	0-1
Against teams with winning record:	13-15	1-2
Against teams with .500 record:	9-6	
Against teams with losing record:	20-6	
Has at least one rush attempt.....	40-23	1-2
Has five-or-more rush attempts	17-5	1-0
Sacked one time-or-less:	23-7	1-1
Sacked more than once:	19-20	0-1
September:	10-7	
October:	9-7	
November:	12-7	
December:	11-5	
January:	0-1	1-2

Team-by-team							
Team	W	L	Pct	Team	W	L	Pct
Arizona	1	0	1.000	Minnesota	1	1	.500
Atlanta	2	1	.667	New England ...	0	1	.000
Baltimore	1	0	1.000	New Orleans ...	1	1	.500
Buffalo	0	1	.000	N.Y. Giants	7	2	.778
Carolina	0	1	.000	N.Y. Jets	0	1	.000
Chicago	1	1	.500	Oakland	1	0	1.000
Cincinnati	1	0	1.000	Philadelphia	5	3	.625
Cleveland	1	1	.500	Pittsburgh	1	0	1.000
Denver	0	1	.000	San Francisco ..	2	0	1.000
Detroit	3	0	1.000	Seattle	0	3	.000
Green Bay	1	2	.333	Tampa Bay	2	0	1.000
Houston	0	1	.000	Tennessee	0	1	.000
Indianapolis	0	1	.000	Washington	7	1	.875
Jacksonville	1	0	1.000				
Kansas City	1	0	1.000				
LA Chargers	0	1	.000				
LA Rams	1	2	.333				
Miami	1	0	1.000				

Postseason

Green Bay	0	1	.000
L.A. Rams	0	1	.000
Seattle	1	0	1.000

★ DAK TO THE FUTURE ★

Now that his fifth pro season came to a premature end, Dak Prescott ranks fifth in passing yards (17,634), sixth in attempts (2,293), wins (42) and passing touchdowns (106), fifth in completions (1,514) and second in yards-per-attempt (7.69) in regular season team history:

Dallas Cowboys All-Time QB Chart

WINS AS STARTER

Troy Aikman	94
Roger Staubach	85
Tony Romo	78
Danny White	62
Don Meredith	47
Dak Prescott	42

PASSING YARDS

Tony Romo	34,183
Troy Aikman	32,942
Roger Staubach	22,700
Danny White	21,959
Dak Prescott	17,634
Don Meredith	17,199

ATTEMPTS

Troy Aikman	4,715
Tony Romo	4,335
Roger Staubach	2,958
Danny White	2,950
Don Meredith	2,308
Dak Prescott	2,293

PASSING TOUCHDOWNS

Tony Romo	247
Troy Aikman	165
Danny White	155
Roger Staubach	153
Don Meredith	135
Dak Prescott	106

COMPLETIONS


Troy Aikman	2,898
Tony Romo	2,829
Danny White	1,761
Roger Staubach	1,685
Dak Prescott	1,514

YARDS-PER-ATTEMPT

Tony Romo	7.89
Dak Prescott	7.69
Roger Staubach	7.67
Don Meredith	7.45
Danny White	7.44

★ PRESCOTT TDS BY TEAM ★

Dak Prescott has thrown a touchdown pass against 25 of the other 31 NFL teams in the regular season. Below is a team-by-team breakdown of his touchdowns through the air:



★ PRESCOTT TARGETS ★

Through his fifth pro season, Dak Prescott has completed 1,514-of-2,293 passes for 17,634 yards with 106 touchdowns in 69 regular season games played behind center. Below is a breakdown of Prescott's targets by position and player:

Position Breakdown					
	Comp.	Yds	TD		
WR.....	885	11,874	73	RB.....	285
TE.....	333	3,338	22	FB.....	11
					63
					0

Player Breakdown by Completions					
Player	Com	Yds	TD	Player	Com
E. Elliott.....	213	1,792	9	D. Thompson.....	14
J. Witten.....	194	1,752	11	L. Dunbar.....	13
C. Beasley.....	174	1,774	12	N. Brown.....	16
A. Cooper.....	169	2,315	15	C. Wilson.....	17
D. Bryant.....	119	1,634	14	A. Morris.....	9
M. Gallup.....	113	1,897	9	K. Smith.....	8
T. Williams.....	97	1,162	3	D. Smith.....	5
B. Jarwin.....	59	684	6	R. Switzer.....	5
R. Cobb.....	55	828	3	B. Bell.....	5
G. Swaim.....	33	328	1	J. Hanna.....	4
B. Butler.....	30	533	6	R. Gathers.....	3
R. Smith.....	29	266	1	G. Escobar.....	3
D. Schultz.....	32	347	2	L. Whitehead.....	2
C. Lamb.....	27	412	2	J. Olawale.....	2
T. Austin.....	21	317	3	D. McFadden.....	2
A. Hurns.....	20	295	2	V. Bryant.....	1
T. Pollard.....	20	143	1		15

Prescott has thrown 106 touchdown passes - good for sixth all-time in team history. Below is his individual touchdown totals:

Player	TDs	Player	TDs
Amari Cooper.....	15	Allen Hurns.....	2
Dez Bryant.....	14	CeeDee Lamb.....	2
Cole Beasley.....	12	Dalton Schultz.....	2
Jason Witten.....	11	Cedrick Wilson.....	2
Ezekiel Elliott.....	9	Gavin Escobar.....	1
Michael Gallup.....	9	James Hanna.....	1
Brice Butler.....	6	Rod Smith.....	1
Blake Jarwin.....	6	Geoff Swaim.....	1
Terrance Williams.....	3	Devin Smith.....	1
Randall Cobb.....	3	Tony Pollard.....	1
Tavon Austin.....	3	Ventell Bryant.....	1

**italics indicate current Cowboy*

★ TOUCHDOWN BREAKDOWN ★

Dak Prescott has thrown 106 touchdown passes. Below is a look at Prescott's touchdown totals by quarter, down and distance:

Quarter	Down	Distance
1st Quarter ... 16	1st Down 31	0-9 Yards.....30
2nd Quarter ... 38	2nd Down 46	10-19 Yards.....29
3rd Quarter ... 19	3rd Down 27	20-29 Yards.....30
4th Quarter ... 31	4th Down 2	30-39 Yards.....6
OT 2		40-49 Yards.....10
		50+ Yards..... 11

★ QB WINS ★

In his fifth season as the starting quarterback of the Dallas Cowboys, Dak Prescott has proven to be a winner, as his 42 victories rank sixth in team history. He posted a winning record in three of his first four seasons, and his 13 wins in 2016 were the most by a rookie quarterback in NFL history. He followed that up with a 9-7 record in 2017, a 10-6 mark in 2018, a 8-8 record in 2019 and 2-3 in 2020.

Overall, Prescott's 42 wins rank fourth behind only Tom Brady, Russell Wilson and Drew Brees from 2016-20:

Wins by Starting QB - 2016-20	
Player	Wins
Tom Brady, NE.....	54
Russell Wilson, Sea.....	47
Drew Brees, NO.....	46
Dak Prescott, Dal.....	42

Prescott's 34 wins through his first 50 starts tied for seventh by an NFL quarterback in league history:

QB Wins Through 50 Starts				
Player	Wins	Win%	Player	Wins
Tom Brady.....	38	0.760	Tony Romo.....	35
Russell Wilson.....	36	0.720	Matt Ryan.....	35
Ben Roethlisberger.....	36	0.720	Dak Prescott.....	34
Kurt Warner.....	35	0.700		0.680

★ QBS MULTIPLE TOUCHDOWNS ★

In seven games in 2016, Dak Prescott tossed at least two touchdowns to tie for fourth by a rookie in NFL history. He had six multi-touchdown passing games in 2018, nine in 2019 and two in 2020. His 33 total games rank sixth in franchise history:

Multiple Passing-Touchdown Games			
Player	Games	Player	Games
Tony Romo.....	79	Troy Aikman.....	43
Roger Staubach.....	48	Don Meredith.....	41
Danny White.....	44	Dak Prescott.....	33

Prescott also notched four games with three-plus touchdown passes in 2016 that tied the most by a rookie quarterback in NFL history. It also tied the eighth-most in the NFL in 2016 by any quarterback.

After four more in 2017, two in 2018, six in 2019 and two in 2020, he has 18 in total - passing Roger Staubach for third on the team's all-time three-touchdown games list:

Three Passing-Touchdown Games			
Player	Games	Player	Games
Tony Romo.....	40	Roger Staubach.....	17
Danny White.....	20	Don Meredith.....	14
Dak Prescott.....	18	Troy Aikman.....	10

★ QB RATINGS AT 100.0 ★

Dak Prescott established the most games with a 100.0 rating by a quarterback in a season in team history with 11 in 2016:

Single-Season 100.0 QB Rating Games		
Player	Games	Season
Dak Prescott*	11	2016
Tony Romo.....	10	2007
Tony Romo.....	10	2014

**denotes rookie*

Prescott has two such games in 2020, and his 34 games with at least a 100.0 rating are fourth in team history:

Career 100.0 QB Rating Games			
Player	Games	Player	Games
Tony Romo.....	67	Dak Prescott.....	34
Troy Aikman.....	44	Danny White.....	33
Roger Staubach.....	37	Craig Morton.....	24

Prescott's 32 games with at least a 100.0 rating from 2016-19 are tied with Russell Wilson (2012-14) for the most games by a quarterback in his first four seasons in NFL history:

100.0 QB Rating Games - First Four Seasons		
Player	Games	Seasons
Russell Wilson.....	32	2012-15
Dak Prescott.....	32	2016-19
Dan Marino.....	25	1983-86
Ben Roethlisberger.....	25	2004-07
Joe Flacco.....	25	2008-11

He continues to add to his resume, and through his first 69 starts, Prescott sits at 34 games with a 100.0 rating, tied for the third-most through 69 starts in NFL history:

100.0 Rtg				
Player	GS	Games	W/L	Win%
Aaron Rodgers.....	69	42	35-7	.833
Tony Romo.....	69	37	30-7	.811
Dak Prescott.....	69	34	31-3	.912
Russell Wilson.....	69	34	31-3	.912
Philip Rivers.....	69	34	26-8	.765
Kirk Cousins.....	69	31	20-10-1	.661
Len Dawson.....	69	30	28-2	.933
Matt Schaub.....	69	30	23-7	.767

Prescott tied for the second-most 100.0 rating games in 2019, tallying eight, and recorded two in 2020 before his season-ending injury. Since 2016, Prescott has recorded 20 games with a 100.0 passer rating at AT&T Stadium - third-most by any quarterback in the their home venue during that span:

100.0 Rtg			
Player	Games	W/L	Win%
Drew Brees.....	26	21-5	.808
Russell Wilson.....	22	18-4	.818
Dak Prescott.....	20	17-3	.850
Philip Rivers.....	19	15-4	.789
Tom Brady.....	18	17-1	.944

★ 1,000 COMPLETIONS ★

Dak Prescott reached 1,000 career completions in the 2019 season-opening game against the N.Y. Giants (9/8), doing so in only 49 career games. He is one-of-17 quarterbacks in NFL history to reach 1,000 completions in fewer than 50 career games, and he is tied for the fastest Cowboys quarterback to the mark, reaching the plateau in the same number of starts as Tony Romo:

Fewest Starts to 1,000 Completions

Player	Com	Att	Pct	Starts
Dak Prescott	1,000	1,507	66.4	49
Tony Romo	1,013	1,610	62.3	49
Troy Aikman	1,004	1,652	60.1	58
Danny White	1,009	1,663	60.1	58
Roger Staubach	1,013	1,769	57.3	75

★ FOUR STAR RATING ★

Dak Prescott reached 1,500 pass attempts in the first week of 2019, qualifying him for the all-time NFL passing record books. Among his notable achievements at this early stage in his career, Prescott ranks fifth in NFL annals in QB Rating, edging out Tony Romo as the highest-rating in Cowboys history:

All-Time NFL Quarterback Rating

Player	Att	Cmp	Pct	Yds	TD	Int	TD/INT	
							Ratio	Rate
Aaron Rodgers ..	6,413	4,153	64.8	49,835	393	88	4.47	103.1
Deshaun Watson	1,542	1,037	67.3	12,599	91	34	2.68	102.7
Russell Wilson ...	4,139	2,692	65.0	32,720	257	78	3.29	102.1
Drew Brees	10,459	7,086	67.8	79,612	565	240	2.35	98.7
Dak Prescott	2,293	1,514	66.0	17,634	106	40	2.65	97.3
Kirk Cousins	3,421	2,288	66.9	26,568	175	82	2.13	97.2
Tony Romo	4,335	2,289	65.3	34,183	248	117	2.12	97.1
Tom Brady	10,373	6,631	63.9	77,310	564	186	3.03	97.1
Steve Young	4,149	2,667	64.3	33,124	232	107	2.17	96.8
Peyton Manning ..	9,380	6,125	65.3	71,940	539	251	2.15	96.5

★ PASS, NO PICKS ★

Dak Prescott recorded a streak of 291 consecutive passes without an interception, spanning the last five games of 2019 and the first three games of 2020. The streak is the longest in Cowboys history, and at the time it was the ninth-longest in NFL history. Aaron Rodgers holds the record with 402 consecutive passes in 2018:

Consecutive Passes With No INT - NFL History

Player	Season	Consec. Passes	No. Of Games
1. Aaron Rodgers	2018	402	11
2. Tom Brady	2010-11	358	12
3. Derek Carr	2018	332	12
--	--	--	--
9. Dak Prescott	2019-20	291	8

Prescott set the Cowboys record for consecutive passes without a pick in Week 1, 2020 at the LA Rams - breaking Troy Aikman's 20-year record of 216 consecutive throws from the 1999 season - and continued to Week 3, 2020 at Seattle before an interception in the second quarter.

Dallas Cowboys Consecutive Passes With No INT

Player	Season	Consec. Passes	No. Of Games
Dak Prescott	2019-20	291	8
Troy Aikman	1999	216	8
Troy Aikman	1995	184	7
Dak Prescott	2016	184	6

★ COWBOY SPECIAL? ★

Dak Prescott entered rarefied company against the N.Y. Giants in Week 5 (10/11), catching an 11-yard touchdown pass on a reverse wide receiver pass from Cedrick Wilson. Prescott became the first Cowboys quarterback to catch a touchdown since Danny White, who has two career touchdown receptions (vs. LA Raiders, 10/23/83; vs. Cle, 9/22/85):

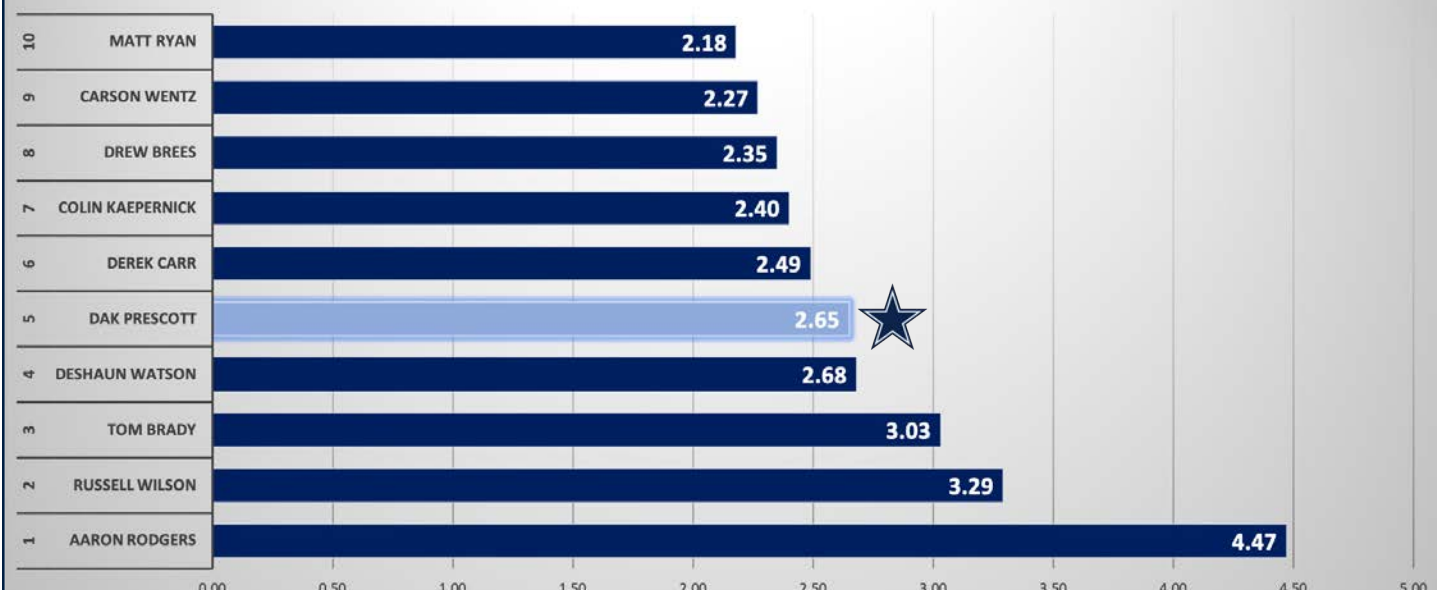
Player	Date/Opp	Yards
Danny White	LA Raiders, 10/23/83	15
Danny White	Cle, 9/22/85	12
Dak Prescott	NYG, 10/11/20	11

White is one-of-two pure quarterbacks all-time to have multiple touchdown catches in a career, joining Jim McMahon.

★ TOUCHDOWN-TO-INTERCEPTION RATIO ★

Dak Prescott has shown prolific decision making in the young stages of his career, throwing only 40 interceptions against 106 touchdown passes. Prescott also knows when to tuck the ball and attack with his legs, scoring an additional 24 touchdowns on the ground in his five NFL seasons. Among all qualifying quarterbacks (1,500 pass attempts), Prescott ranks fifth all-time with a 2.65 touchdown/interception ratio, and he is one-of-four quarterbacks to record 40-or-fewer interceptions on at least 1,500 pass attempts (2,293 att., 40 int.), joining Colin Kaepernick (1,692 att., 30 int.), Brian Hoyer (1,501 att., 35 int.) and Deshaun Watson (1,505 att., 34 int.).

HIGHEST TD/INT RATIO IN NFL HISTORY





18

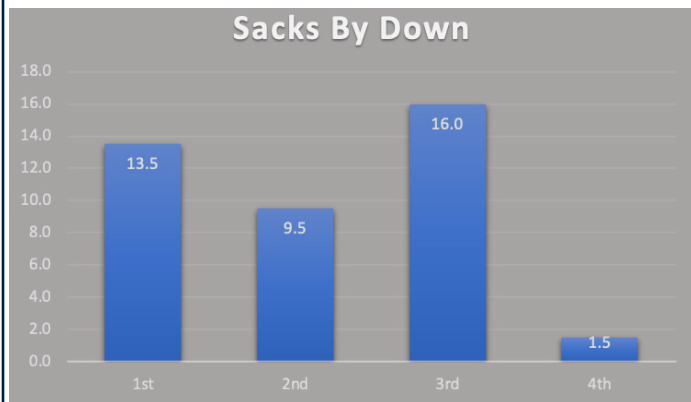
DeMarcus Lawrence has been a key cog in the Cowboys run defense, and in 2019 he finished with a run stop percentage of 9.8% (21 run stops on 214 run snaps), per PFF. In 2020, Lawrence has the third-most run stops (18) among all defensive linemen on 158 run snaps (11.4%).

★ TANK ROLLING OVER QBS ★

DeMarcus Lawrence has recorded 42.5 sacks in the regular season, with his most coming against Kirk Cousins (5.5). Below is a breakdown of his sacks by quarterback and by down:

Player	Sacks	Player	Sacks
Kirk Cousins	5.5	Drew Brees	1.0
Eli Manning	4.0	Teddy Bridgewater	1.0
Carson Palmer	3.0	Ryan Fitzpatrick	1.0
Matthew Stafford	3.0	Jared Goff	1.0
Matt Ryan	2.5	Marcus Mariota	1.0
Aaron Rodgers	2.0	Cam Newton	1.0
Trevor Siemien	2.0	Ben Roethlisberger	1.0
Jameis Winston	2.0	Ryan Tannehill	1.0
Daniel Jones	2.0	Tyrod Taylor	1.0
Carson Wentz	2.0	Josh Rosen	1.0
Russell Wilson	1.5	Josh Allen	0.5
Kyle Allen	1.0	Colt McCoy	0.5
C.J. Beathard	1.0		

Below is a look at Lawrence's career sacks by down:



★ BLITZ-CAST ★

The Dallas defense relied heavily on their defensive front to affect the opposing quarterback in 2019, blitzing on only 122 defensive snaps - a figure which ranked 24th in the NFL. Although they blitzed sparingly, the Cowboys were very efficient when they did send pressure, recording a sack on 11.6% or blitz attempts - the fourth-best sack percentage on blitz passing situations:

2019 NFL - Blitz Sack Percentage			
Team	Attempts	Sacks	Sack %
Buffalo	135	20	12.9%
San Francisco	108	15	12.2%
Indianapolis	106	14	11.7%
Dallas	122	16	11.6%
Philadelphia	121	15	11.0%

Below are the blitz percentages for defenses in 2020. Dallas has blitzed on 24.2% of opposing offenses' passing plays through 10 games in 2020, 24th in the NFL:

Most Blitzes on Passes		Fewest Blitzes on Passes	
Team	Blitz %	Team	Blitz %
Tampa Bay	43.8%	LA Chargers	14.9%
Arizona	42.9%	Las Vegas	17.5%
Baltimore	41.3%	Indianapolis	18.1%
Miami	39.5%	Detroit	18.4%
Pittsburgh	39.1%	Carolina	18.8%

The Cowboys are blitzing the most on third downs in 2020 - at 34.7% of opponent third down tries - and have been one of the most conservative defenses when blitzing on first down this year, on only 16.7% of first downs (t-26th in the NFL):

First Down	Second Down	Third Down	Fourth Down
(16.7%)	(23.6%)	(34.7%)	(33.3%)
Rank: t-26th	Rank: 21st	Rank: 15th	Rank: t-19th

★ SACK LUNCH ★

Dallas has recorded 19.0 sacks in 2020 - tied for 19th in the league - and has been effective at utilizing the blitz to generate pressure on opposing quarterbacks.

The Cowboys have recorded 8.0 sacks on blitz passing situations in 2020 - a sack percentage of 9.88 that ranks sixth in the NFL*:

Highest Defensive Sack Percentage in 2020				
Team	Pass Att	Drpbks	Sacks	Sack %
Buffalo	104	120	16.0	13.33%
Pittsburgh	124	143	19.0	13.29%
Chicago	71	81	10.0	12.35%
LA Rams	86	97	11.0	11.34%
Tampa Bay	152	171	19.0	11.11%
Dallas	73	81	8.0	9.88%
Baltimore	130	144	14.0	9.72%
Minnesota	84	93	9.0	9.68%
Philadelphia	57	63	6.0	9.52%
Indianapolis	48	53	5.0	9.43%

*stats as of Week 10

★ PRESSURE PLAYERS ★

Below is how Cowboys defenders have affected opposing quarterbacks in 2020, via PFF:

Pass Rush				
Player	Snaps	Sacks	Prsr	Prsr%
Aldon Smith	254	5.0	34	13.4%
DeMarcus Lawrence	226	3.5	29	12.8%
Tyrone Crawford	177	0.0	14	7.9%
Randy Gregory	57	0.0	12	21.1%
Trysten Hill	100	0.0	9	9.0%
Dorance Armstrong	79	0.0	5	6.3%
Joe Thomas	17	0.0	5	29.4%
Neville Gallimore	86	0.0	5	5.8%
Xavier Woods	7	0.0	4	57.1%
Jaylon Smith	44	1.5	3	6.8%
Antwaun Woods	145	1.0	2	1.4%
Justin Hamilton	38	0.0	2	5.3%
Anthony Brown	3	1.0	2	66.7%



19.5

Aldon Smith recorded 19.5 sacks in 2012 - his second NFL season - which is tied for the 13th-highest single-season number in league history.

★ SACK ATTACK ★

Aldon Smith is tied for 20th in the NFL with 5.0 quarterback sacks, but he has been more effective at applying pressure on opposing passers than his sack numbers suggest as he ranks 14th with 34 quarterback pressures among edge defenders*:

Pass Rush

Player	Team	Snap	Prsr	Prsr%
T.J. Watt.....	PIT	305	54	17.7%
Shaquil Barrett.....	TB	309	50	16.2%
Joey Bosa.....	LAC	240	45	18.7%
Brian Burns.....	CAR	288	43	14.9%
Bud Dupree.....	PIT	322	41	12.7%
Khalil Mack.....	CHI	300	41	13.7%
Bradley Chubb.....	DEN	288	41	14.2%
Emmanuel Ogbah.....	MIA	312	40	12.8%
Myles Garrett.....	CLE	310	40	12.9%
Romeo Okwara.....	DET	244	40	16.4%
Brandon Graham.....	PHI	246	37	15.0%
Cameron Jordan.....	NO	324	36	11.1%
Carl Lawson.....	CIN	251	35	13.9%
Aldon Smith.....	DAL	272	34	13.4%

*stats via PFF

★ POINTS OFF TAKEAWAYS ★

NFL teams in 2020 have turned the ball over 365 times, and their opponents have scored 238 times for 1,313 points off those takeaways - a scoring efficiency of 65.2% on drives after takeaways.

Most Points Allowed Off Turnovers - 2020 NFL

Team	Turnovers	Scores	Points	Score%
Dallas.....	21	17	103	81.0%
Denver.....	23	15	76	65.2%
Washington.....	16	11	65	68.8%
San Francisco.....	16	12	63	75.0%
Tampa Bay.....	11	9	63	81.8%

Fewest Points Allowed Off Turnovers - 2020 NFL

Team	Turnovers	Scores	Points	Score%
Pittsburgh.....	7	4	16	57.1%
Kansas City.....	6	4	19	66.7%
Atlanta.....	9	4	20	44.4%
Tennessee.....	5	4	22	80.0%
Houston.....	9	4	25	44.4%



64

Trevon Diggs was targeted 64 times in nine games by opposing quarterbacks before his foot injury - the most of any defender in the league. He allowed a reception on only 57.8% of those targets, and recorded 10 pass breakups and two interceptions.

★ CAN YOU DIGG(S) IT? ★

Trevon Diggs intercepted two passes at Philadelphia (11/1) - his first career interceptions and the first interceptions by a Dallas defender since Week 1 at the LA Rams (9/13). It was the first time the Cowboys had a rookie defender record multiple interceptions since Sean Lee (12/5/10 at Indianapolis), and the 14th time overall:

Cowboys Rookie Defenders with Multiple INTs in a Game

Player	Date/Opp	INTs
Terence Newman.....	12/14/03 at Was	3
Trevon Diggs.....	11/1/20 at Phi	2
Sean Lee.....	12/5/10 at Ind	2
Derek Ross.....	11/3/02 at Det	2
Everson Walls.....	11/9/81 vs. Buf	2
Everson Walls.....	10/25/81 vs. Mia	2
Everson Walls.....	10/18/81 vs. LAR	2
Everson Walls.....	9/21/81 at NE	2
Anthony Dickerson.....	10/12/80 vs. SF	2
Charlie Waters.....	12/20/70 vs. Hou	2
Cliff Harris.....	9/27/70 vs. NYG	2
Mel Renfro.....	11/1/64 at Chi	2
Lee Roy Jordan.....	10/27/63 at Pit	2
Mike Gaechter.....	12/9/62 at Stl	2

★ IT'S A DEEP BURN ★

Trevon Diggs was targeted 64 times in nine games by opposing passers before his foot injury - the most by any defender over that span. Despite the extra attention, Diggs held his own, allowing a reception on only 57.8% of those targets and only two touchdowns - one-of-10 players with a burn percentage under 60% and double-digit pass breakups:

Defender with Burn% <60% and Double-Digit Breakups

Player	Team	Tgt	Brn%	Brkups
Xavier Rhodes.....	Ind	45	42.2%	10
Jessie Bates.....	Cin	25	44.0%	12
Jaylon Johnson.....	Chi	59	47.5%	13
Xavien Howard.....	Mia	42	47.6%	10
Darius Williams.....	LAR	37	48.7%	10
James Bradberry.....	NYG	54	51.9%	14
J.C. Jackson.....	NE	40	52.5%	11
Carlton Davis.....	TB	64	54.7%	14
Denzel Ward.....	Cle	51	56.9%	11
Trevon Diggs.....	Dal	64	57.8%	10

*Min. 25 targets in pass coverage



★ GREG THE LEG ★

Greg Zuerlein has attempted 59 field goals of 50-or-more yards since he entered the league in 2012 - the second-most in the NFL over that span:

Player	50+ FGA	50+ FGM	50+ FG%
Matt Prater.....	61	45	73.8%
Greg Zuerlein.....	59	34	57.6%
Justin Tucker.....	58	41	70.7%
Matt Bryant.....	47	34	72.3%
Adam Vinatieri.....	47	33	70.2%

Zuerlein is 1-4 from 50-plus to start the 2020 season in his effort to return to Pro Bowl form.

★ ZUERLEIN'S CLUTCH KICKS ★

Greg Zuerlein clinched the Cowboys come-from-behind victory in Week 2 against Atlanta with a game-winning 46-yard field goal as time expired. The kick was Zuerlein's ninth game-winning kick, eighth regular season game-winner, and his first as a Cowboy. He followed that up with his 10th game-winning kick in Week 5 against the Giants, capping a five-play, 72-yard drive with a 34-yard field goal to seal the comeback victory:

Season	Date/Opp	Distance
2020	10/11/20 vs. N.Y. Giants	34 yards
2020	9/20/20 vs. Atlanta	46 yards
2018*	1/20/19 at New Orleans	57 yards
2018	10/28/18 vs. Green Bay	43 yards
2016	11/13/16 at NY Jets	34 yards
2015	9/13/15 vs. Seattle	37 yards
2014	11/2/14 at San Francisco	39 yards
2014	9/14/14 at Tampa Bay	38 yards
2013	9/8/13 vs. Arizona	48 yards
2012	12/12/12 vs. San Francisco	54 yards

*NFC Conference Championship Game

Zuerlein's 57-yard game-winning kick in the NFC Conference Championship game in 2018 is the longest game-winning field goal in postseason history.

7

Greg Zuerlein connected on seven field goals against Dallas (10/1/17) - setting a career-best that is tied for the second-most makes in a single-game in NFL history. It is also the seventh time a kicker has attempted at least seven field goals and converted 100% of them in a single-game.

★ POINT PERSON ★

Since he entered the league in 2012, Zuerlein has scored 938 points, the seventh-most in the league:

Player	FGA	FGM	FG%	PAT	Pts
Justin Tucker.....	312	284	91.0%	327	1,179
Stephen Gostkowski.....	284	248	87.3%	390	1,134
Matt Prater.....	266	226	85.0%	347	1,025
Mason Crosby.....	254	211	83.1%	367	1,000
Dan Bailey.....	241	210	87.1%	331	961
Stephen Hauschka.....	258	223	86.4%	286	955
Greg Zuerlein.....	266	219	82.3%	281	938
Adam Vinatieri.....	248	212	85.5%	285	921
Robbie Gould.....	235	207	88.1%	275	896
Matt Bryant.....	226	197	87.2%	287	878

In 2017 Zuerlein recorded one of the most prolific scoring seasons in NFL history, registering 158 points for the LA Rams in just 14 games played. His point total is tied for the 10th-highest single-season total in NFL history, and is the seventh-highest by a kicker:

Player	Season	TD	FG	PAT	Pts	Pts/G
LaDainian Tomlinson.....	2006	31	0	0	186	11.6
Paul Hornung.....	1960	15	15	41	176	14.7
Shaun Alexander.....	2005	28	0	0	168	10.5
David Akers.....	2011	0	44	34	166	10.4
Gary Anderson.....	1998	0	35	59	164	10.3
Jeff Wilkins.....	2003	0	39	46	163	10.2
Priest Holmes.....	2003	27	0	0	162	10.1
Mark Moseley.....	1983	0	33	62	161	10.1
Marshall Faulk.....	2000	26	0	0	160	11.4
Greg Zuerlein.....	2017	0	38	44	158	11.3
Stephen Gostkowski.....	2013	0	38	44	158	9.9
Matt Bryant.....	2016	0	34	56	158	9.9

★ WATERMELON BALLS ★

The Cowboys improbable Week 2 comeback win over Atlanta wouldn't have been possible without Greg Zuerlein's "watermelon football" onside kick, a kick that sends the football spinning towards the receiving team. The Cowboys recovered the kick, a feat that has only happened 43 times out of 344 tries league-wide in the last five-plus seasons (12.5% probability from 2015-20):

Season	Onside Kick	Recoveries	Recov.%
2020.....	44	3	6.8%
2019.....	62	8	12.9%
2018.....	52	4	7.7%
2017.....	56	12	21.4%
2016.....	62	7	11.3%
2015.....	68	10	14.7%
Totals.....	344	43	12.5%

★ POLAR RETURNS ★

The Cowboys have forced their opponent's hand in the punt return game in 2020, allowing only eight punt returns (second-fewest) and forcing the most fair catches in the league (18) on 29 punts for the fourth-lowest opponent return percentage in the league:

Lowest Opponent Punt Return Percentage - NFL 2020				
Team	Punts	Opp Ret	Ret%	FC
N.Y. Jets.....	50	8	16.0%	10
Minnesota.....	35	6	17.1%	12
LA Rams.....	36	9	25.0%	10
Dallas.....	29	8	27.6%	18
Kansas City.....	29	8	27.6%	10
Jacksonville.....	37	11	29.7%	7

Conversely, Dallas is forcing its opponents to return the ball on kickoffs, recording a touchback percentage of 67.9% (36-of-53 kickoffs) - the 10th ranked percentage in the league.

2020 DALLAS COWBOYS STATISTICS

WON 3, LOST 7

9/13	L	17-20	at L.A. Rams	
9/20	W	40-39	Atlanta	21,708
9/27	L	31-38	at Seattle	
10/4	L	38-49	Cleveland	25,021
10/11	W	37-34	N.Y. Giants	25,147
10/19	L	10-38	Arizona	25,174
10/25	L	3-25	at Washington	
11/1	L	9-23	at Philadelphia	
11/8	L	19-24	Pittsburgh	31,700
11/22	W	31-28	at Minnesota	

2020 TEAM STATISTICS

	DAL	OPP.
FIRST DOWNS	250	226
Rushing	78	83
Passing	153	119
Penalty	19	24
Third Down-Made/Att	54/131	64/130
Third Down Efficiency	41.2%	49.2%
Fourth Down-Made/Att	11/21	5/12
Fourth Down Efficiency	52.4%	41.7%
TOTAL NET YARDS	3,931	3,864
Avg. Per Game	393.1	386.4
Total Plays	725	657
Avg. Per Play	5.4	5.9
NET YARDS RUSHING	1,170	1,538
Avg. Per Game	117.0	153.8
Total Rushes	276	314
Avg. Per Rush	4.2	4.9
NET YARDS PASSING	2,761	2,326
Avg. Per Game	276.1	232.6
Sacked/Yards Lost	27/223	19/98
Gross Yards	2,984	2,424
Attempts/Completions	422/270	324/204
Pct. of Completion	64.0%	63.0%
Had Intercepted	9	3
PUNTS/AVERAGE	29/42.9	35/46.4
Net Punting Average	40.8	38.3
PUNT RETURN/AVG.	21/7.3	8/5.0
KICKOFF RETURN/AVG.	23/23.7	17/20.4
INTERCEPTION RETURN/AVG.	3/11.0	9/6.3
PENALTIES/YARDS	63/527	57/433
FUMBLES/BALL LOST	18/12	9/6
TOUCHDOWNS	26	38
Rushing	10	12
Passing	15	24
Returns	1	2
EXTRA POINTS/ATTEMPTS	17/20	28/30
TWO POINT CONVERSION/ATT.	4/6	4/8
FIELD GOALS/ATTEMPTS	18/21	16/18
AVG. TIME OF POSSESSION	28:23	31:37

SCORE BY PERIODS	Q1	Q2	Q3	Q4	OT	PTS
TEAM	41	80	37	77	0	235
OPPONENTS	80	102	49	87	0	318

SCORING	TD	RU	PA	RT	PAT	FG	2PT	S	PTS
G. Zuerlein	0	0	0	0	17/20	18/21	0	0	71
E. Elliott	7	5	2	0	0/0	0/0	1	0	44
C. Lamb	4	0	4	0	0/0	0/0	1	0	26
D. Prescott	4	3	1	0	0/0	0/0	1	0	26
D. Schultz	3	0	3	0	0/0	0/0	0	0	18
A. Cooper	2	0	2	0	0/0	0/0	1	0	14
T. Pollard	2	2	0	0	0/0	0/0	0	0	12
C. Wilson	2	0	2	0	0/0	0/0	0	0	12
A. Brown	1	0	0	1	0/0	0/0	0	0	6
M. Gallup	1	0	1	0	0/0	0/0	0	0	6
TEAM	26	10	15	1	17/20	18/21	4	0	235
OPPONENTS	38	12	24	2	28/30	16/18	4	2	318

2-Pt Conv: E. Elliott 1, E. Elliott 0, A. Cooper 1, D. Prescott 1, C. Lamb 1, TM 4-6, OPP 4-8

PASSING	ATT	CMP	YDS	CMP%	YDS/ATT	TD	TD%	INT	INT%	LONG	SACK/LOST	RATING
D. Prescott	222	151	1,856	68.0	8.4	9	4.1	4	1.8	58	10/66	99.6
A. Dalton	117	74	655	63.2	5.6	4	3.4	4	3.4	38	8/61	75.3
B. DiNucci	43	23	219	53.5	5.1	0	0.0	0	0.0	32	7/73	67.9
G. Gilbert	38	21	243	55.3	6.4	1	2.6	1	2.6	32	2/23	72.6
C. Wilson	1	1	11	100.0	11.0	1	100.0	0	0.0	11t	0/0	152.1
C. Jones	1	0	0	0.0	0.0	0	0.0	0	0.0	0	0/0	39.6
TEAM	422	270	2,984	64.0	7.1	15	3.6	9	2.1	58	27/223	87.8
OPPONENTS	324	204	2,424	63.0	7.5	24	7.4	3	0.9	80t	19/98	106.6

RUSHING	NO.	YDS	AVG	LONG	TD
E. Elliott	171	675	3.9	24	5
T. Pollard	52	266	5.1	42t	2
D. Prescott	18	93	5.2	12	3
C. Lamb	7	45	6.4	19	0
G. Gilbert	3	28	9.3	15	0
A. Dalton	9	25	2.8	7	0
B. DiNucci	6	22	3.7	10	0
R. Dowdle	3	13	4.3	7	0
A. Cooper	3	11	3.7	8	0
D. Thompson	1	3	3.0	3	0
C. Jones	1	0	0.0	0	0
C. Wilson	2	-11	-5.5	-1	0
TEAM	276	1,170	4.2	42t	10
OPPONENTS	314	1,538	4.9	69t	12

RECEIVING	NO.	YDS	AVG	LONG	TD
A. Cooper	65	736	11.3	58	2
C. Lamb	48	629	13.1	43t	4
M. Gallup	31	497	16.0	52	1
D. Schultz	39	408	10.5	28	3
E. Elliott	38	249	6.6	19t	2
C. Wilson	16	186	11.6	42t	2
N. Brown	10	101	10.1	20	0
B. Bell	7	80	11.4	24	0
T. Pollard	13	78	6.0	18	0
B. Jarwin	1	12	12.0	12	0
D. Prescott	1	11	11.0	11t	1
C. Goodwin	0	0	0.0	0	0
A. Dalton	1	-3	-3.0	-3	0
TEAM	270	2,984	11.1	58	15
OPPONENTS	204	2,424	11.9	80t	24

INTERCEPTIONS	NO.	YDS	AVG	LONG	TD
T. Diggs	2	33	16.5	33	0
C. Awuzie	1	0	0.0	0	0
TEAM	3	33	11.0	33	0
OPPONENTS	9	57	6.3	46t	1

FUMBLES	FUM	LST	FF	REC	TD
E. Elliott	5	4	0	2	0
D. Prescott	3	3	0	0	0
B. DiNucci	4	2	0	0	0
A. Dalton	2	1	0	0	0
D. Schultz	1	1	0	1	0
C. Lamb	2	1	0	1	0
T. Steele	0	0	0	1	0
L. Ladouceur	1	0	0	0	0
TEAM	18	12	0	5	0
OPPONENTS	9	6	0	0	0

PUNTING	NO.	YDS	AVG	NET	TB	IN	LG	B
C. Jones	24	1,022	42.6	40.2	1	5	54	0
H. Niswander	5	221	44.2	43.6	0	2	52	0
TEAM	29	1,243	42.9	40.8	1	7	54	0
OPPONENTS	35	1,625	46.4	38.3	3	13	67	0

PUNT RETURNS	RET	FC	YDS	AVG	LONG	TD
C. Lamb	17	4	143	8.4	27	0
C. Wilson	4	3	10	2.5	6	0
TEAM	21	7	153	7.3	27	0
OPPONENTS	8	18	40	5.0	22	0

KICKOFF RETURNS	NO.	YDS	AVG	LONG	TD
T. Pollard	22	482	21.9	67	0
R. Dowdle	1	64	64.0	64	0
TEAM	23	546	23.7	67	0
OPPONENTS	17	346	20.4	32	0

FIELD GOALS	1-19	20-29	30-39	40-49	50+
G. Zuerlein	1/1	1/1	6/6	9/9	1/4
TEAM	1/1	1/1	6/6	9/9	1/4
OPPONENTS	0/0	3/4	5/5	4/5	4/4

G. Zuerlein: (53WR, 33) (33, 46) (43, 42) () (24, 40, 34) (34, 58WR) (45) (49, 49, 59, 52WR) (38, 44, 45, 39) (19)

OPP: (29LU, 35, 31) (42, 27, 41, 32) () (37, 44) (55, 50, 54, 28) (26) (30, 44WR) () (59, 43) ()

2020 DALLAS COWBOYS DEFENSIVE STATS

RNK	PLAYER	S	AST	TOTAL	SACKS/YDS	TFL/YDS	QBPR	FR	FF	INT/YDS	PD
1.	J. Smith	61	37	98	1.5/-1.5	5/-13	4				3
2.	X. Woods	41	17	58		1/-2	2				1
3.	T. Diggs	37	10	47	1.0/0.0				1	2/33	10
4.	A. Smith	31	12	43	5.0/-16.0	1/-1	21				3
5.	L. Vander Esch	24	19	43	1.0/-10.0				1		
6.	J. Thomas	27	13	40		3/-6	6				2
7.	D. Wilson	28	10	38	2.5/-15.0		1	2	3		1
8.	D. Lawrence	24	11	35	3.5/-26.0	5/-15	24	1	2		2
9.	D. Thompson	21	10	31			1				
10.	J. Lewis	25	5	30		3/-4					1
11.	A. Woods	12	15	27	1.0/-10.0		2				
12.	A. Brown	21	2	23	1.0/-11.0		1	1			1
13.	E. Griffen	12	9	21	2.5/-8.0	1/-2	14				1
14.	D. Armstrong	15	3	18			3	1			
15.	T. Hill	8	6	14		1/-2	5				
16.	D. Worley	12	1	13							1
17.	C. Awuzie	7	6	13						1/0	2
18.	N. Gallimore	5	6	11		2/-5	7				
19.	T. Crawford	8	2	10			10				
20.	D. Poe	3	6	9			1				
21.	R. Gregory	6	1	7		1/-4	7				
22.	S. Parker	3	2	5							
23.	R. Robinson	3	0	3							
24.	J. Hamilton	2	1	3			1				
	S. Lee	2	1	3							
26.	B. Carr	1	0	1							
27.	F. Bernard	0	1	1							
28.	B. Anae						1				

Ast=Assist, TFL=Tackle for a Loss, QBPR=Pressures, INT=Interception, FR=Fumble Recovery, FF=Forced Fumble, PD=Pass Defense

2020 COWBOYS SPECIAL TEAMS						
RNK	PLAYER	S	A	TOT	FF	FR BL
1.	Goodwin, C.J.	8	0	8		
2.	Gifford, Luke	4	0	4		
	March, Justin	4	0	4		
	Wilson, Donovan	4	0	4		
5.	Brown, Noah	2	0	2		
	Thomas, Joe	2	0	2		
7.	Armstrong, Dorance	1	0	1		
	Bernard, Francis	1	0	1		
	Thompson, Darian	1	0	1		
	Turner, Malik	1	0	1		
	Wilson, Cedrick	1	0	1	1	
12.	Parker, Steven	0	1	1		
13.	Crawford, Tyrone	0	0	0		1

DEFENSIVE STATS BY RANK							
PRESSURES		SACKS		TACKLES FOR LOSS		INTERCEPTIONS	
PLAYER	NO	PLAYER	NO	PLAYER	NO	PLAYER	NO
1. D. Lawrence	24	1. A. Smith	5.0	1. D. Lawrence	5	1. T. Diggs	2
2. A. Smith	21	2. D. Lawrence	3.5	J. Smith	5	2. C. Awuzie	1
3. E. Griffen	14	3. E. Griffen	2.5	3. J. Lewis	3		
4. T. Crawford	10	D. Wilson	2.5	J. Thomas	3		
5. N. Gallimore	7	5. J. Smith	1.5	5. N. Gallimore	2		

FORCED FUMBLES		FUMBLE RECOVERIES		PASSES DEFENSED	
PLAYER	NO	PLAYER	NO	PLAYER	NO
1. D. Wilson	3	1. D. Wilson	2	1. T. Diggs	10
2. D. Lawrence	2	2. D. Armstrong	1	2. A. Smith	3
3. T. Diggs	1	A. Brown	1	J. Smith	3
L. Vander Esch	1	D. Lawrence	1	4. C. Awuzie	2
				D. Lawrence	2

2020 DALLAS COWBOYS UNOFFICIAL DEPTH CHART

(As of November 23, 2020)

OFFENSE

WR	19 Amari Cooper	85 Noah Brown	
LT	75 Cameron Erving	64 Greg Senat	
LG	52 Connor Williams	66 Connor McGovern	
C	73 Joe Looney		
RG	70 Zack Martin	66 Connor McGovern	
RT	<u>78 Terence Steele</u>	69 Brandon Knight	
TE	86 Dalton Schultz	80 Blake Bell	<u>84 Sean McKeon</u>
WR	<u>88 CeeDee Lamb</u>	17 Malik Turner	
WR	13 Michael Gallup	11 Cedrick Wilson	
QB	14 Andy Dalton	3 Garrett Gilbert	<u>7 Ben DiNucci</u>
RB	21 Ezekiel Elliott	20 Tony Pollard	<u>34 Rico Dowdle</u>

DEFENSE

DE	90 DeMarcus Lawrence	94 Randy Gregory	<u>97 Ron'Dell Carter</u>	
DT	99 Antwaun Woods	98 Tyrone Crawford	79 Justin Hamilton	
DT	<u>96 Neville Gallimore</u>	95 Eli Ankou		
DE	58 Aldon Smith	92 Dorance Armstrong	<u>56 Bradlee Anae</u>	
MLB	55 Leighton Vander Esch	50 Sean Lee	<u>44 Francis Bernard</u>	57 Luke Gifford
WLB	54 Jaylon Smith	48 Joe Thomas	<u>59 Justin March</u>	
CB	24 Chidobe Awuzie	29 C.J. Goodwin		
CB	26 Jourdan Lewis			
CB	30 Anthony Brown			
S	37 Donovan Wilson	23 Darian Thompson		
S	25 Xavier Woods	40 Steven Parker	<u>41 Reggie Robinson</u>	

SPECIALISTS

P	1 Hunter Niswander	
K	2 Greg Zuerlein	
LS	91 Louis-Philippe Ladouceur	
H	1 Hunter Niswander	
KR	20 Tony Pollard	11 Cedrick Wilson
PR	<u>88 CeeDee Lamb</u>	11 Cedrick Wilson

PRONUNCIATION GUIDE

Bradlee Anae	uh-NYE	Sean McKeon	muh-CUE-in
Eli Ankou	el-EE ON-koo	Hunter Niswander	NICE-wander
Dorance Armstrong	DOOR-intz	Greg Senat	seh-NOT
Chidobe Awuzie	CHID-oh-bay ah-WOOZ-yay	Malik Turner	muh-LEEK
Ben DiNucci	dih-NEW-chee	Xavier Woods	ECK-zay-vee-er
Rico Dowdle	DOWD-ill	Greg Zuerlein	ZURR-line
Louis-Philippe Ladouceur	LAH-doo-sahr		

COACHING STAFF

HEAD COACH: Mike McCarthy

ASSISTANTS: Jeff Blasko (Assistant Offensive Line), Matt Daniels (Assistant Special Teams), Rob Davis (Assistant Head Coach), George Edwards (Senior Defensive Assistant), John Fassel (Special Teams Coordinator), Ryan Feder (Quality Control Analytics), Al Harris (Defensive Backs), Chase Haslett (Quality Control/Offense), Adam Henry (Wide Receivers), Leon Lett (Assistant Defensive Line), Maurice Linguist (Defensive Backs), Cannon Matthews (Quality Control/Defense), Scott McCurley (Linebackers), Kellen Moore (Offensive Coordinator), Harold Nash (Assistant Strength & Conditioning), Mike Nolan (Defensive Coordinator), Doug Nussmeier (Quarterbacks), Markus Paul (Strength & Conditioning Coordinator), Skip Peete (Running Backs), Joe Philbin (Offensive Line), Justin Rudd (Video/Analytics), Eric Simonelli (Quality Control Analytics), Kendall Smith (Assistant Strength & Conditioning), Scott Tolzien (Offensive Assistant), Jim Tomsula (Defensive Line), Kyle Valero (Quality Control Analytics), Lunda Wells (Tight Ends).

2020 DALLAS COWBOYS ALPHABETICAL ROSTER

NO.	NAME	POS.	HT.	WT.	DOB	EXP.	COLLEGE	HOMETOWN
56	Anae, Bradlee	DE	6-3	260	1/17/1998	R	Utah	Laie, Hawaii
95	Ankou, Eli	DT	6-3	325	6/8/1994	4	UCLA	Ontario, Canada
92	Armstrong, Dorance	DE	6-4	260	6/10/1997	3	Kansas	Houston, Texas
24	Awuzie, Chidobe	CB	6-0	203	5/24/1995	4	Colorado	San Jose, Calif.
80	Bell, Blake	TE	6-6	260	8/7/1991	6	Oklahoma	Wichita, Kan.
44	Bernard, Francis	LB	6-0	242	4/8/1995	R	Utah	Herriman, Utah
30	Brown, Anthony	CB	5-11	188	12/16/1993	5	Purdue	Tampa, Fla.
85	Brown, Noah	WR	6-2	215	1/6/1996	4	Ohio State	Flanders,, N.J.
97	Carter, Ron'Dell	DE	6-3	270	7/3/1997	R	James Madison	Federal Way, Wash.
19	Cooper, Amari	WR	6-1	225	6/17/1994	6	Alabama	Miami, Fla.
98	Crawford, Tyrone	DL	6-4	285	11/22/1989	9	Boise State	Windsor, Ontario
14	Dalton, Andy	QB	6-2	220	10/29/1987	10	Texas Christian	Katy, Texas
7	DiNucci, Ben	QB	6-2	215	11/24/1996	R	James Madison	Wexford, PA
34	Dowdle, Rico	RB	5-11	215	6/14/1998	R	South Carolina	Asheville, N.C.
21	Elliott, Ezekiel	RB	6-0	228	7/22/1995	5	Ohio State	St. Louis, Mo.
75	Erving, Cameron	T	6-5	305	8/23/1992	6	Florida State	Moultrie, Ga.
96	Gallimore, Neville	DT	6-2	307	1/17/1997	R	Oklahoma	Ottawa, Ontario
13	Gallup, Michael	WR	6-1	205	3/4/1996	3	Colorado State	Monroe, Ga.
57	Gifford, Luke	LB	6-3	245	8/28/1995	2	Nebraska	Lincoln, Neb.
3	Gilbert, Garrett	QB	6-4	230	7/1/1991	3	Southern Methodist	Austin, Texas
29	Goodwin, C.J.	CB	6-3	187	2/4/1990	5	California (PA)	Wheeling, W.V.
94	Gregory, Randy	DE	6-5	260	11/23/1992	3	Nebraska	Jacksonville, Fla.
79	Hamilton, Justin	DT	6-2	315	7/27/1993	2	Louisiana-Lafayette	Natchez, Miss.
69	Knight, Brandon	T	6-4	315	4/1/1997	2	Indiana	Noblesville, Ind.
91	Ladouceur, Louis-Philippe	LS	6-5	256	3/13/1981	16	California	Pointe-Claire, Quebec
88	Lamb, CeeDee	WR	6-2	200	4/8/1999	R	Oklahoma	Richmond, Texas
90	Lawrence, DeMarcus	DE	6-3	250	4/28/1992	7	Boise State	Aiken, S.C.
50	Lee, Sean	LB	6-2	245	7/22/1986	11	Penn State	Pittsburgh, Pa.
26	Lewis, Jourdan	CB	5-10	186	8/31/1995	4	Michigan	Detroit Mich.
73	Looney, Joe	C	6-3	310	8/31/1990	9	Wake Forest	Lake Worth, Fla.
59	March, Justin	LB	5-11	228	7/5/1993	6	Akron	Danville, Ill.
70	Martin, Zack	G	6-4	315	11/20/1990	7	Notre Dame	Indianapolis, Ind.
66	McGovern, Connor	G	6-5	315	11/3/1997	2	Penn State	Larksville, Pa.
84	McKeon, Sean	TE	6-3	255	12/28/1997	R	Michigan	Dudley, Mass.
1	Niswander, Hunter	P	6-4	243	11/26/1994	1	Northwestern	Peninsula, Ohio
40	Parker, Steven	S	6-1	210	12/14/1995	2	Oklahoma	Tulsa, Okla.
20	Pollard, Tony	RB	6-0	210	4/30/1997	2	Memphis	Memphis, Tenn.
41	Robinson, Reggie	S	6-1	200	4/14/1997	R	Tulsa	Cleburne, Texas
86	Schultz, Dalton	TE	6-5	255	7/11/1996	3	Stanford	South Jordan, Utah
64	Senat, Greg	T	6-6	305	9/8/1994	3	Wagner	Elmont, N.Y.
58	Smith, Aldon	DE	6-4	280	9/25/1989	6	Missouri	Raytown, Mo.
54	Smith, Jaylon	LB	6-2	240	6/14/1995	4	Notre Dame	Fort Wayne, Ind.
78	Steele, Terence	T	6-6	320	6/4/1997	R	Texas Tech	Cibolo, Texas
48	Thomas, Joe	LB	6-1	230	5/6/1991	6	South Carolina State	Blackville, S.C.
23	Thompson, Darian	S	6-2	212	9/22/1993	5	Boise State	Lancaster, Calif.
17	Turner, Malik	WR	6-2	202	1/30/1996	3	Illinois	Springfield, Ill.
55	Vander Esch, Leighton	LB	6-4	255	2/8/1996	3	Boise State	Riggins, Idaho
52	Williams, Connor	G	6-5	320	5/12/1997	3	Texas	Coppell, Texas
11	Wilson, Cedrick	WR	6-2	195	11/20/1995	3	Boise State	Memphis, Tenn.
37	Wilson, Donovan	S	6-0	200	2/21/1995	2	Texas A&M	Shreveport, La.
99	Woods, Antwaun	DT	6-1	310	1/3/1993	3	Southern California	Los Angeles, Calif.
25	Woods, Xavier	S	5-11	212	7/26/1995	4	Louisiana Tech	Monroe, La.
2	Zuerlein, Greg	K	6-0	195	12/27/1987	9	Missouri Western	Lincoln, Neb.
PRACTICE SQUAD								
60	Alarcon, Isaac	T	6-6	325	7/27/1998	R	Monterrey Tech	Monterrey, Mexico
33	Burton, Deante	CB	6-2	210	7/12/1994	3	Kansas State	Manhattan, KS
76	Hamilton, Ladarius	DE	6-2	265	1/18/1998	R	North Texas	Corrigan, Texas
62	Henry, Marcus	C	6-3	305	2/11/1993	1	Boise State	Bellevue, Wash.
87	Hikutini, Cole	TE	6-4	245	6/11/1994	2	Louisville	Elk Grove, Calif.
81	Johnson, Jon'Vea	WR	6-0	195	12/23/1995	2	Toledo	Gary, Ind.
16	Lacy, Chris	WR	6-3	206	1/28/1996	2	Oklahoma State	DeSoto, Texas
68	Mills, Jordan	T	6-5	316	12/24/1990	8	Louisiana Tech	Thibodaux, La.
45	Olonilua, Sewo	FB	6-3	235	11/27/1997	R	Texas Christian	Kingwood, Texas
51	Redmond, Adam	C	6-6	306	5/19/1993	3	Harvard	Strongsville, Ohio
28	Robinson, Rashard	CB	6-2	177	7/23/1995	4	LSU	Pompano Beach, Fla.
10	Rush, Cooper	QB	6-3	225	11/21/1993	3	Central Michigan	Charlotte, Mich.
67	Smith, Eric	T	6-4	308	9/2/1995	1	Virginia	Columbia, Ga.
32	Smith, Saivion	CB	6-1	190	11/5/1997	1	Alabama	St. Petersburg, Fla.
53	Speaks, Breeleand	DE	6-3	285	12/18/1995	3	Mississippi	Jackson, Miss.
61	Sweet, William	T	6-6	313	4/29/1997	1	North Carolina	Jacksonville, Fla.
31	Westry, Chris	CB	6-4	210	7/10/1997	2	Kentucky	Orange Park, Fla.
RESERVE/INJURED								
63	Biadasz, Tyler	C	6-4	317	11/20/1997	R	Wisconsin	Amherst, Wisc.
71	Collins, La'el	T	6-4	323	7/26/1993	6	Louisiana State	Baton Rouge, La.
27	Diggs, Trevon	CB	6-1	203	9/20/1998	R	Alabama	Gaithersburg, Md.
72	Hill, Trysten	DT	6-3	305	3/25/1998	2	Central Florida	Lee, Fla.
65	Hyatt, Mitch	T	6-5	315	2/6/1997	1	Clemson	Suwanee, Ga.
89	Jarwin, Blake	TE	6-5	250	7/16/1994	4	Oklahoma State	Tuttle, Okla.
6	Jones, Chris	P	6-0	205	7/21/1989	9	Carson Newman	Rome, Ga.
43	Kamara, Azur	LB	6-3	245	9/26/1998	R	Kansas	Glendale, Ariz.
4	Prescott, Dak	QB	6-2	235	7/29/1993	5	Mississippi State	Haughton, La.
77	Smith, Tyron	T	6-5	305	12/12/1990	10	Southern California	Moreno Valley, Calif.
RESERVE/COVID-19								
93	Palmore, Walter	NT	6-4	320	8/9/1996	1	Missouri	Columbus, Ga.
PRACTICE SQUAD INJURED								
18	Parker, Aaron	WR	6-2	210	5/21/1998	R	Rhode Island	Brandywine, Md.

2020 DALLAS COWBOYS NUMERICAL ROSTER

NO.	NAME	POS.	HT.	WT.	AGE	EXP.	COLLEGE	HOW ACQ.	GP	GS	DNP	IA
1	Hunter Niswander	P	6-4	243	25	1	Northwestern	FA-'20	3	0	0	0
2	Greg Zuerlein	K	6-0	195	32	9	Missouri Western	UFA(LAR)-'20	10	0	0	0
3	Garrett Gilbert	QB	6-4	230	29	3	Southern Methodist	PS(Cle)-'20	1	1	2	2
7	Ben DiNucci	QB	6-2	215	23	R	James Madison	D7-'20	3	1	0	7
11	Cedrick Wilson	WR	6-2	195	25	3	Boise State	D6b-'18	10	0	0	0
13	Michael Gallup	WR	6-1	205	24	3	Colorado State	D3-'18	10	9	0	0
14	Andy Dalton	QB	6-2	220	33	10	Texas Christian	FA-'20	5	3	3	1
17	Malik Turner	WR	6-2	202	24	3	Illinois	W(GB)-'20	4	0	0	6
19	Amari Cooper	WR	6-1	225	26	6	Alabama	T(Oak)-'18	10	9	0	0
20	Tony Pollard	RB	6-0	210	23	2	Memphis	D4a-'19	10	1	0	0
21	Ezekiel Elliott	RB	6-0	228	25	5	Ohio State	D1-'16	10	10	0	0
23	Darian Thompson	S	6-2	212	27	5	Boise State	FA-'18	10	4	0	0
24	Chidobe Awuzie	CB	6-0	203	25	4	Colorado	D2-'17	3	3	0	0
25	Xavier Woods	S	5-11	212	25	4	Louisiana Tech	D6a-'17	10	10	0	0
26	Jourdan Lewis	CB	5-10	186	25	4	Michigan	D3-'17	9	8	0	1
29	C.J. Goodwin	CB	6-3	187	30	5	California (PA)	PS(Cin)-'18	10	0	0	0
30	Anthony Brown	CB	5-11	188	26	5	Purdue	D6a-'16	7	5	0	0
34	Rico Dowdle	RB	5-11	215	22	R	South Carolina	UDFA-'20	9	0	1	0
37	Donovan Wilson	S	6-0	200	25	2	Texas A&M	D6-'19	10	6	0	0
40	Steven Parker	S	6-1	210	24	2	Oklahoma	FA-'20	6	0	0	0
41	Reggie Robinson	S	6-1	200	23	R	Tulsa	D4a-'20	0	0	0	10
44	Francis Bernard	LB	6-0	242	25	R	Utah	UDFA-'20	7	0	0	0
48	Joe Thomas	LB	6-1	230	29	6	South Carolina State	FA-'18	9	4	0	1
50	Sean Lee	LB	6-2	245	34	11	Penn State	D2-'10	3	0	0	0
52	Connor Williams	G	6-5	320	23	3	Texas	D2-'18	10	10	0	0
54	Jaylon Smith	LB	6-2	240	25	4	Notre Dame	D2-'16	10	10	0	0
55	Leighton Vander Esch	LB	6-4	255	24	3	Boise State	D1-'18	6	6	0	0
56	Bradlee Anae	DE	6-3	260	22	R	Utah	D5-'20	7	0	0	3
57	Luke Gifford	LB	6-3	245	25	2	Nebraska	UDFA-'19	6	0	0	4
58	Aldon Smith	DE	6-4	280	31	6	Missouri	FA-'20	10	10	0	0
59	Justin March	LB	5-11	228	27	6	Akron	FA-'17	9	0	0	1
64	Greg Senat	T	6-6	305	26	3	Wagner	PS(Cle)-'20	5	0	0	1
66	Connor McGovern	G	6-5	315	23	2	Penn State	D3-'19	8	2	1	1
69	Brandon Knight	T	6-4	315	23	2	Indiana	UDFA-'19	7	4	0	0
70	Zack Martin	G	6-4	315	30	7	Notre Dame	D1-'14	9	9	0	1
73	Joe Looney	C	6-3	310	30	9	Wake Forest	UFA(Ten)-'16	7	6	0	0
75	Cameron Erving	T	6-5	305	28	6	Florida State	FA-'20	5	4	0	0
78	Terence Steele	T	6-6	320	23	R	Texas Tech	UDFA-'20	10	9	0	0
79	Justin Hamilton	DT	6-2	315	27	2	Louisiana-Lafayette	FA-'19	5	0	0	0
80	Blake Bell	TE	6-6	260	29	6	Oklahoma	UFA(KC)-'20	10	2	0	0
84	Sean McKeon	TE	6-3	255	22	R	Michigan	UDFA-'20	8	1	1	1
85	Noah Brown	WR	6-2	215	24	4	Ohio State	D7b-'17	10	1	0	0
86	Dalton Schultz	TE	6-5	255	24	3	Stanford	D4b-'18	10	8	0	0
88	CeeDee Lamb	WR	6-2	200	21	R	Oklahoma	D1-'20	10	8	0	0
90	DeMarcus Lawrence	DE	6-3	250	28	7	Boise State	D2-'14	10	10	0	0
91	Louis-Philippe Ladouceur	LS	6-5	256	39	16	California	FA-'05	10	0	0	0
92	Dorance Armstrong	DE	6-4	260	23	3	Kansas	D4a-'18	10	1	0	0
94	Randy Gregory	DE	6-5	260	28	3	Nebraska	D2-'15	4	0	0	0
95	Eli Ankou	DT	6-3	325	26	4	UCLA	T(Hou)-'20	0	0	0	0
96	Neville Gallimore	DT	6-2	307	23	R	Oklahoma	D3-'20	8	3	0	2
97	Ron'Dell Carter	DE	6-3	270	23	R	James Madison	W(Ind)-'20	0	0	0	1
98	Tyrone Crawford	DL	6-4	285	31	9	Boise State	D3-'12	10	2	0	0
99	Antwaun Woods	DT	6-1	310	27	3	Southern California	FA-'18	10	3	0	0
PRACTICE SQUAD												
10	Cooper Rush	QB	6-3	225	27	3	Central Michigan	FA-'20	0	0	0	0
16	Chris Lacy	WR	6-3	206	24	2	Oklahoma State	FA-'20	0	0	0	0
28	Rashard Robinson	CB	6-2	177	25	4	LSU	FA-'20	1	0	0	0
31	Chris Westry	CB	6-4	210	23	2	Kentucky	UDFA-'19	0	0	0	0
32	Salvion Smith	CB	6-1	190	23	1	Alabama	FA-'20	4	0	0	2
33	Deante Burton	CB	6-2	210	26	3	Kansas State	PS(Ind)-'19	1	0	0	0
45	Sewo Olofinlwa	FB	6-3	235	22	R	Texas Christian	UDFA-'20	0	0	0	1
51	Adam Redmond	C	6-6	306	27	3	Harvard	W(Buf)-'18	2	0	0	0
53	Breeland Spears	DE	6-3	285	24	3	Mississippi	FA-'20	0	0	0	0
60	Isaac Alarcon	T	6-6	325	22	R	Monterrey Tech	IPP-'20	0	0	0	0
61	William Sweet	T	6-6	313	23	1	North Carolina	FA-'20	0	0	0	0
62	Marcus Henry	C	6-3	305	27	1	Boise State	FA-'19	1	0	1	0
67	Eric Smith	T	6-4	308	25	1	Virginia	FA-'20	1	0	1	0
68	Jordan Mills	T	6-5	316	29	8	Louisiana Tech	FA-'20	0	0	1	0
76	Ladarius Hamilton	DE	6-2	265	22	R	North Texas	UDFA-'20	0	0	0	0
81	Jon'Vea Johnson	WR	6-0	195	24	2	Toledo	UDFA-'19	0	0	0	0
87	Cole Hikutini	TE	6-4	245	26	2	Louisville	FA-'19	0	0	0	0
RESERVE/INJURED												
4	Dak Prescott	QB	6-2	235	27	5	Mississippi State	D4b-'16	5	5	0	0
6	Chris Jones	P	6-0	205	31	9	Carson Newman	FA-'11	8	0	0	0
27	Trevon Diggs	CB	6-1	203	22	R	Alabama	D2-'20	9	9	0	0
43	Azur Kamara	LB	6-3	245	22	R	Kansas	UDFA-'20	0	0	0	0
63	Tyler Biadasz	C	6-4	317	23	R	Wisconsin	D4b-'20	8	4	1	0
65	Mitch Hyatt	T	6-5	315	23	1	Clemson	UDFA-'19	0	0	0	0
71	La'el Collins	T	6-4	323	27	6	Louisiana State	UDFA-'15	0	0	0	0
72	Trysten Hill	DT	6-3	305	22	2	Central Florida	D2-'19	5	5	0	0
77	Tyron Smith	T	6-5	305	29	10	Southern California	D1-'11	2	2	0	2
89	Blake Jarwin	TE	6-5	250	26	4	Oklahoma State	UDFA-'17	1	1	0	0
RESERVE/COVID-19												
93	Walter Palmore	NT	6-4	320	24	1	Missouri	FA-'20	0	0	0	0
PRACTICE SQUAD INJURED												
18	Aaron Parker	WR	6-2	210	22	R	Rhode Island	UDFA-'20	0	0	0	0

2020 DALLAS COWBOYS POSITIONAL ROSTER

NO.	NAME	POS.	HT.	WT.	AGE	EXP.	COLLEGE	HOW ACQ.
QUARTERBACKS (3)								
3	Garrett Gilbert	QB	6-4	230	29	3	Southern Methodist	PS(Cle)-'20
7	Ben DiNucci	QB	6-2	215	23	R	James Madison	D7-'20
14	Andy Dalton	QB	6-2	220	33	10	Texas Christian	FA-'20
RUNNING BACKS (3)								
20	Tony Pollard	RB	6-0	210	23	2	Memphis	D4a-'19
21	Ezekiel Elliott	RB	6-0	228	25	5	Ohio State	D1-'16
34	Rico Dowdle	RB	5-11	215	22	R	South Carolina	UDFA-'20
WIDE RECEIVERS (6)								
11	Cedrick Wilson	WR	6-2	195	25	3	Boise State	D6b-'18
13	Michael Gallup	WR	6-1	205	24	3	Colorado State	D3-'18
17	Malik Turner	WR	6-2	202	24	3	Illinois	W(GB)-'20
19	Amari Cooper	WR	6-1	225	26	6	Alabama	T(Oak)-'18
85	Noah Brown	WR	6-2	215	24	4	Ohio State	D7b-'17
88	CeeDee Lamb	WR	6-2	200	21	R	Oklahoma	D1-'20
TIGHT ENDS (3)								
80	Blake Bell	TE	6-6	260	29	6	Oklahoma	UFA(KC)-'20
84	Sean McKeon	TE	6-3	255	22	R	Michigan	UDFA-'20
86	Dalton Schultz	TE	6-5	255	24	3	Stanford	D4b-'18
OFFENSIVE LINE (8)								
52	Connor Williams	G	6-5	320	23	3	Texas	D2-'18
64	Greg Senat	T	6-6	305	26	3	Wagner	PS(Cle)-'20
66	Connor McGovern	G	6-5	315	23	2	Penn State	D3-'19
69	Brandon Knight	T	6-4	315	23	2	Indiana	UDFA-'19
70	Zack Martin	G	6-4	315	30	7	Notre Dame	D1-'14
73	Joe Looney	C	6-3	310	30	9	Wake Forest	UFA(Ten)-'16
75	Cameron Erving	T	6-5	305	28	6	Florida State	FA-'20
78	Terence Steele	T	6-6	320	23	R	Texas Tech	UDFA-'20
DEFENSIVE LINE (11)								
56	Bradlee Anae	DE	6-3	260	22	R	Utah	D5-'20
58	Aldon Smith	DE	6-4	280	31	6	Missouri	FA-'20
79	Justin Hamilton	DT	6-2	315	27	2	Louisiana-Lafayette	FA-'19
90	DeMarcus Lawrence	DE	6-3	250	28	7	Boise State	D2-'14
92	Dorance Armstrong	DE	6-4	260	23	3	Kansas	D4a-'18
94	Randy Gregory	DE	6-5	260	28	3	Nebraska	D2-'15
95	Eli Ankou	DT	6-3	325	26	4	UCLA	T(Hou)-'20
96	Neville Gallimore	DT	6-2	307	23	R	Oklahoma	D3-'20
97	Ron'Dell Carter	DE	6-3	270	23	R	James Madison	W(Ind)-'20
98	Tyrone Crawford	DL	6-4	285	31	9	Boise State	D3-'12
99	Antwaun Woods	DT	6-1	310	27	3	Southern California	FA-'18
LINEBACKERS (7)								
44	Francis Bernard	LB	6-0	242	25	R	Utah	UDFA-'20
48	Joe Thomas	LB	6-1	230	29	6	South Carolina State	FA-'18
50	Sean Lee	LB	6-2	245	34	11	Penn State	D2-'10
54	Jaylon Smith	LB	6-2	240	25	4	Notre Dame	D2-'16
55	Leighton Vander Esch	LB	6-4	255	24	3	Boise State	D1-'18
57	Luke Gifford	LB	6-3	245	25	2	Nebraska	UDFA-'19
59	Justin March	LB	5-11	228	27	6	Akron	FA-'17
DEFENSIVE BACKS (9)								
23	Darian Thompson	S	6-2	212	27	5	Boise State	FA-'18
24	Chidobe Awuzie	CB	6-0	203	25	4	Colorado	D2-'17
25	Xavier Woods	S	5-11	212	25	4	Louisiana Tech	D6a-'17
26	Jourdan Lewis	CB	5-10	186	25	4	Michigan	D3-'17
29	C.J. Goodwin	CB	6-3	187	30	5	California (PA)	PS(Cin)-'18
30	Anthony Brown	CB	5-11	188	26	5	Purdue	D6a-'16
37	Donovan Wilson	S	6-0	200	25	2	Texas A&M	D6-'19
40	Steven Parker	S	6-1	210	24	2	Oklahoma	FA-'20
41	Reggie Robinson	S	6-1	200	23	R	Tulsa	D4a-'20
SPECIALISTS (3)								
1	Hunter Niswander	P	6-4	243	25	1	Northwestern	FA-'20
2	Greg Zuerlein	K	6-0	195	32	9	Missouri Western	UFA(LAR)-'20
91	Louis-Philippe Ladouceur	LS	6-5	256	39	16	California	FA-'05

HOW THE COWBOYS WERE BUILT

YEAR	DRAFT PICKS (31)	FREE AGENTS (18)	COLLEGE FREE AGENTS (9)	TRADES/WAIVERS (4)	PRACTICE SQUAD (3)
2005		L. Ladouceur (FA-'05)			
2010	S. Lee (2nd)				
2011	T. Smith (1st) *	C. Jones (FA-'11) *			
2012	T. Crawford (3rd)				
2014	Z. Martin (1st) D. Lawrence (2nd)				
2015	R. Gregory (2nd)		L. Collins (UDFA-'15) *		
2016	E. Elliott (1st) J. Smith (2nd) D. Prescott (4th) * A. Brown (6th)	J. Looney (UFA Ten -'16)			
2017	C. Awuzie (2nd) J. Lewis (3rd) X. Woods (6th) N. Brown (7th)	B. Jarwin (UDFA-'17) * J. March (FA-'17)			
2018	L. Vander Esch (1st) C. Williams (2nd) M. Gallup (3rd) D. Armstrong (4th) D. Schultz (4th-b) C. Wilson (6th-b)	J. Thomas (FA-'18) D. Thompson (FA-'18) A. Woods (FA-'18)		A. Cooper (T Oak -'18)	C. Goodwin (PS Cin -'18)
2019	T. Hill (2nd) * C. McGovern (3rd) T. Pollard (4th) D. Wilson (6th)	L. Gifford (UDFA-'19) J. Hamilton (FA-19) W. Palmore (FA-'20) v	M. Hyatt (UDFA-'19) * B. Knight (UDFA-'19)		
2020	C. Lamb (1st) T. Diggs (2nd) * N. Gallimore (3rd) R. Robinson (4th-a) T. Biadasz (4th-b) * B. Anae (5th) B. DiNucci (7th)	B. Bell (UFA KC -'20) A. Dalton (FA-'20) C. Erving (FA-'20) H. Niswander (FA-'20) S. Parker (FA-'20) A. Smith (FA-'20) G. Zuerlein (UFA LAR -'20)	F. Bernard (UDFA-'20) R. Dowdle (UDFA-'20) A. Kamara (UDFA-'20) * S. McKeon (UDFA-'20) A. Parker (UDFA-'20) w T. Steele (UDFA-'20)	E. Ankou (T Hou -'20) R. Carter (W Ind -'20) M. Turner (W GB -'20)	G. Gilbert (PS Cle -'20) G. Senat (PS Cle -'20)

Key: * Reserve/Injured, v Reserve/COVID-19, w Practice Squad Injured

CONTRACT STATUS					
PLAYER	SIGNED THROUGH	PLAYER	SIGNED THROUGH	PLAYER	SIGNED THROUGH
Bradlee Anae	2023	Luke Gifford	2021	Hunter Niswander	2022
Eli Ankou	2020	Garrett Gilbert	2021	Steven Parker	2021
Dorance Armstrong	2021	C.J. Goodwin	2020	Tony Pollard	2022
Chidobe Awuzie	2020	Justin Hamilton	2021	Dak Prescott *	2020
Blake Bell	2020	Trysten Hill *	2022	Reggie Robinson	2023
Francis Bernard	2021	Mitch Hyatt *	2021	Dalton Schultz	2021
Tyler Biadasz *	2023	Blake Jarwin *	2023	Greg Senat	2020
Anthony Brown	2022	Chris Jones *	2021	Aldon Smith	2020
Noah Brown	2020	Azur Kamara *	2022	Jaylon Smith	2025
La'el Collins *	2024	Brandon Knight	2021	Tyron Smith *	2023
Amari Cooper	2024	Louis-Philippe Ladouceur	2020	Terence Steele	2022
Tyrone Crawford	2020	CeeDee Lamb	2023	Joe Thomas	2020
Andy Dalton	2020	DeMarcus Lawrence	2023	Darian Thompson	2021
Trevon Diggs *	2023	Sean Lee	2020	Leighton Vander Esch	2021
Ben DiNucci	2023	Jourdan Lewis	2020	Connor Williams	2021
Rico Dowdle	2022	Joe Looney	2020	Cedrick Wilson	2020
Ezekiel Elliott	2026	Justin March	2020	Donovan Wilson	2022
Cameron Erving	2020	Zack Martin	2024	Antwaun Woods	2020
Neville Gallimore	2023	Connor McGovern	2022	Xavier Woods	2020
Michael Gallup	2021	Sean McKeon	2022	Greg Zuerlein	2022

DALLAS COWBOYS CONTRACT ANALYSIS

OFFENSE		2020	2021	2022	2023	2024	2025	2026	2027
QB	Dalton, Andy		UFA						
	Dinucci, Ben					UFA			
	Gilber, Garrett			UFA					
	Prescott, Dak*		UFA						
RB	Dowdle, Rico		RFA	UFA					
	Elliott, Ezekiel								UFA
	Pollard, Tony				UFA				
WR	Brown, Noah		UFA						
	Cooper, Amari						UFA		
	Gallup, Michael			UFA					
	Lamb, CeeDee					OPTION	UFA		
	Turner, Malik		RFA	UFA					
	Wilson, Cedrick		RFA	UFA					
TE	Bell, Blake		UFA						
	Jarwin, Blake*					UFA			
	McKeon, Sean				RFA	UFA			
	Schultz, Dalton			UFA					
OL	Biadasz, Tyler*					UFA			
	Collins, La'el*						UFA		
	Erving, Cameron		UFA						
	Hyatt, Mitch*			ERFA	RFA	UFA			
	Knight, Brandon			RFA	UFA				
	Looney, Joe		UFA						
	Martin, Zack						UFA		
	McGovern, Connor				UFA				
	Senat, Greg		RFA	UFA					
	Smith, Tyron*					UFA			
	Steele, Terence				RFA	UFA			
	Williams, Connor			UFA					

DEFENSE		2020	2021	2022	2023	2024	2025	2026	2027
DL	Anae, Bradlee				RFA	UFA			
	Ankou, Eli		UFA						
	Armstrong, Dorance			UFA					
	Crawford, Tyrone		UFA						
	Gallimore, Neville					UFA			
	Gregory, Randy			UFA					
	Hamilton, Justin			UFA					
	Hill, Trysten*				UFA				
	Lawrence, Demarcus					UFA			
	Smith, Aldon		UFA						
	Woods, Antwaun		RFA	UFA					
LB	Bernard, Francis			ERFA	RFA	UFA			
	Gifford, Luke			RFA	UFA				
	Kamara, Azur*				RFA	UFA			
	Lee, Sean		UFA						
	March, Justin		UFA						
	Smith, Jaylon							UFA	
	Thomas, Joe		UFA						
DB	Vander Esch, Leighton			OPTION	UFA				
	Awuzie, Chidobe		UFA						
	Brown, Anthony				UFA				
	Diggs, Trevon					UFA			
	Goodwin, C.J.		UFA						
	Lewis, Jourdan		UFA						
	Parker, Steven			RFA	UFA				
	Robinson, Reggie					UFA			
	Thompson, Darian			UFA					
	Wilson, Donovan				UFA				
	Woods, Xavier		UFA						

SPECIAL TEAMS		2020	2021	2022	2023	2024	2025	2026	2027
SPEC	Jones, Chris*			UFA					
	Ladouceur, L.P.		UFA						
	Niswander, Hunter				RFA	UFA			
	Zuerlein, Greg				UFA				

	Player is under contract for season
	Player will be an exclusive rights free agent
	Player will be an unrestricted free agent
	Player will be a restricted free agent
	Player has a club option available

*-Reserve/Injured

WHEN BUILT/WHEN THEY GOT TO THE COWBOYS

1st Round (8)

[7] Aldon Smith (2011-SF)
 [9] Tyron Smith (2011)*
 [16] Zack Martin (2014)
 [4] Amari Cooper (2015-OAK)
 [19] Cameron Erving (2015-CLE)
 [4] Ezekiel Elliott (2016)
 [19] Leighton Vander Esch (2018)
 [17] CeeDee Lamb (2020)

2nd Round (9)

[55] Sean Lee (2010)
 [35] Andy Dalton (2011-CIN)
 [34] DeMarcus Lawrence (2014)
 [60] Randy Gregory (2015)
 [34] Jaylon Smith (2016)
 [60] Chidobe Awuzie (2017)
 [50] Connor Williams (2018)
 [58] Trysten Hill (2019)*
 [51] Trevon Diggs (2020)*

3rd Round (6)

[81] Tyrone Crawford (2012)
 [71] Darian Thompson (2016-NYG)
 [92] Jourdan Lewis (2017)
 [81] Michael Gallup (2018)
 [90] Connor McGovern (2019)
 [82] Neville Gallimore (2020)

4th Round (8)

[117] Joe Looney (2012-SF)
 [117] Blake Bell (2015-SF)
 [135] Dak Prescott (2016)*
 [116] Dorance Armstrong (2018)
 [137] Dalton Schultz (2018)
 [128] Tony Pollard (2019)
 [123] Reggie Robinson (2020)
 [146] Tyler Biadasz (2020)*

5th Round (1)

[179] Bradlee Anae (2020)

6th Round (7)

[171] Greg Zuerlein (2012-STL)
 [214] Garrett Gilbert (2014-STL)
 [189] Anthony Brown (2016)
 [191] Xavier Woods (2017)
 [208] Cedrick Wilson (2018)
 [212] Greg Senat (2018-BAL)
 [213] Donovan Wilson (2019)

7th Round (2)

[239] Noah Brown (2017)
 [231] Ben DiNucci (2020)

Undrafted (21)

Louis-Philippe Ladouceur (2005-NO)
 Chris Jones (2011)*
 C.J. Goodwin (2014-PIT)
 Joe Thomas (2014-GB)
 La'el Collins (2015)*
 Justin Hamilton (2015-BUF)
 Justin March (2015-KC)
 Antwaun Woods (2016-TEN)
 Blake Jarwin (2017)*
 Steven Parker (2018-LAR)
 Luke Gifford (2019)
 Mitch Hyatt (2019)*
 Brandon Knight (2019)
 Hunter Niswander (2019)
 Francis Bernard (2020)
 Ron'Dell Carter (2020)
 Rico Dowdle (2020)
 Azur Kamara (2020)*
 Sean McKeon (2020)
 Aaron Parker (2020)☞
 Terence Steele (2020)

Key: * Reserve/Injured, ☞ Practice Squad Injured

WHEN THEY GOT TO THE COWBOYS

2005 (1)

Louis-Philippe Ladouceur, FA

2010 (1)

Sean Lee, Round 2

2011 (2)

Tyron Smith, Round 1*
 Chris Jones, FA*

2012 (1)

Tyrone Crawford, Round 3

2014 (2)

Zack Martin, Round 1
 DeMarcus Lawrence, Round 2

2015 (2)

Randy Gregory, Round 2
 La'el Collins, UDFA*

2016 (5)

Ezekiel Elliott, Round 1
 Jaylon Smith, Round 2
 Dak Prescott, Round 4*
 Anthony Brown, Round 6
 Joe Looney, UFA (TEN)

2017 (6)

Chidobe Awuzie, Round 2
 Jourdan Lewis, Round 3
 Xavier Woods, Round 6
 Noah Brown, Round 7
 Blake Jarwin, FA*
 Justin March, FA

2018 (11)

Leighton Vander Esch, Round 1
 Connor Williams, Round 2
 Michael Gallup, Round 3
 Dorance Armstrong, Round 4
 Dalton Schultz, Round 4
 Cedrick Wilson, Round 6
 Amari Cooper, Trades (OAK)
 C.J. Goodwin, Practice Squad (CIN)
 Joe Thomas, FA
 Darian Thompson, FA
 Antwaun Woods, FA

2019 (8)

Trysten Hill, Round 2*
 Connor McGovern, Round 3
 Tony Pollard, Round 4
 Donovan Wilson, Round 6
 Luke Gifford, FA
 Justin Hamilton, FA
 Mitch Hyatt, UDFA*
 Brandon Knight, UDFA

2020 (23)

CeeDee Lamb, Round 1
 Trevon Diggs, Round 2*
 Neville Gallimore, Round 3
 Tyler Biadasz, Round 4*
 Reggie Robinson, Round 4
 Bradlee Anae, Round 5
 Ben DiNucci, Round 7
 Blake Bell, FA (KC)
 Francis Bernard, UDFA
 Ron'Dell Carter, Waivers (IND)
 Andy Dalton, FA
 Rico Dowdle, UDFA
 Cameron Erving, FA
 Garrett Gilbert, Practice Squad (CLE)
 Azur Kamara, UDFA*
 Sean McKeon, UDFA
 Hunter Niswander, FA
 Aaron Parker, UDFA☞
 Steven Parker, FA
 Greg Senat, Practice Squad (CLE)
 Aldon Smith, FA
 Terence Steele, UDFA
 Greg Zuerlein, FA (STL)

2020 TRANSACTIONS BY DATE

Dec. 30 Signed **Jordan Chunn, Marcus Henry, Cole Hikutini, Tevin Jones, D.J. White** and **Daniel Wise** as Reserve/Futures.

Dec. 31 Signed **Clayton Thorson** as a Reserve/Future.

Jan. 8 Named **Mike McCarthy** Head Coach.

Jan. 21 Signed **Justin Hamilton** and **Tristan Vizcaino** as Reserve/Futures.

Jan. 27 Named **Jeff Blasko** assistant offensive line coach, **Matt Daniels** assistant special teams coach, **Rob Davis** assistant head coach, **George Edwards** senior defensive assistant, **John Fassel** special teams coordinator, **Al Harris** defensive backs coach, **Chase Haslett** quality control/offense, **Adam Henry** wide receivers coach, **Maurice Linguist** defensive backs coach, **Cannon Matthews** quality control/defense, **Scott McCurley**, linebackers coach, **Harold Nash Jr.**, assistant strength and conditioning, **Mike Nolan** defensive coordinator, **Doug Nussmeier** quarterbacks coach, **Markus Paul**, strength and conditioning coordinator, **Skip Peete** running backs coach, **Joe Philbin** offensive line coach, **Scott Tolzien** coaching assistant, **Jim Tomsula** defensive line coach and **Lunda Wells** tight ends coach.

March 9 Signed exclusive rights free agent **Adam Redmond**.

March 16 ... Re-signed **Blake Jarwin** and designated **Dak Prescott** franchise player.

March 17 ... Re-signed **Amari Cooper**.

March 18 ... Re-signed **Darian Thompson**.

March 20 ... Re-signed **Anthony Brown, Joe Looney** and **Justin March**.

March 24 ... Re-signed **Kai Forbath, L.P. Ladouceur** and **Sean Lee**.

March 30 ... Re-signed **C.J. Goodwin** and signed **Maurice Canady** and **Greg Zuerlein**.

March 31 ... Re-signed and signed **Gerald McCoy**.

April 2 Signed **Aldon Smith**.

April 7 Signed **Blake Bell** and **Ha Ha Clinton-Dix**.

April 9 Signed **Dontari Poe**.

April 10 Signed **Saivion Smith**.

April 10 Signed **Saivion Smith**.

April 22 Waived **Tristan Vizcaino**.

April 23 Drafted **CeeDee Lamb**.

April 24 Drafted **Trevon Diggs** and **Neville Gallimore**.

April 25 Drafted **Bradlee Anae, Tyler Biadasz, Ben DiNucci** and **Reggie Robinson**.

April 29 Waived **Chris Covington** and **D.J. White**.

April 30 Signed **Joe Fortunato** and **Daryl Worley**.

May 2 Signed **Darius Anderson, Francis Bernard, Ron'Dell Carter, Ladarius Hamilton, Garrett Marino, Sean McKeon, Sewo Olonilua, Aaron Parker, Kendrick Rogers** and **Terence Steele**.

May 4 Waived **Cooper Rush**. Signed **Andy Dalton**.

May 6 Signed **Rico Dowdle, Stephen Guidry, Azur Kamara, Luther Kirk** and **Charlie Taumoepeau**.

May 7 Signed **Cam Erving**.

June 5 Placed **Travis Frederick** on Reserve/Retired.

June 22 Signed **Dak Prescott** to franchise tag.

July 25 Signed **Isaac Alarcon** and placed on Exempt/International Player. Signed **Bradlee Anae, Tyler Biadasz, Trevon Diggs, Ben DiNucci, Neville Gallimore, CeeDee Lamb** and **Reggie Robinson**. Placed **Jon'Vea Johnson** on Reserve/Covid.

July 28 Signed **Antwaun Woods**. Placed **Tyrone Crawford** and **Dontari Poe** on Active/PUP. Placed **Maurice Canady** and **Stephen Guidry** on Reserve/Opt-Out. Waived/Injured **Jordan Chunn** and **Garrett Marino**.

Aug. 1 Placed **Saivion Smith** on Reserve/Covid. Released **Kai Forbath**. Waived **Joe Fortunato**. Waived/Injured **Azur Kamara**.

Aug. 2 Placed **Jamize Olawale** on Reserve/Opt-Out.

Aug. 9 Activated **Jon'Vea Johnson** and **Saivion Smith** from Reserve/Covid. Waived **Kendrick Rogers**.

Aug. 16 Waived **Jalen Jelks**. Signed **Everson Griffen**.

Aug. 18 Released **Gerald McCoy**. Signed **Pace Murphy**.

Sept. 2 Waived/Injured **Mitch Hyatt** and **Wyatt Miller**. Waived **Pace Murphy, Charlie Taumoepeau** and **Clayton Thorson**. Released **Adam Redmond** and **Devin Smith**.

Sept. 3 Released **Ha Ha Clinton-Dix**.

Sept. 4 Waived **Darius Anderson, Cole Hikutini, Joe Jackson**. Released **Cody Wichmann**.

Sept. 5 Waived **Isaac Alarcon, Francis Bernard, Deante Burton, Ron'Dell Carter, Justin Hamilton, Ladarius Hamilton, Marcus Henry, Jon'Vea Johnson, Tevin Jones, Luther Kirk, Sewo Olonilua, Aaron Parker, Saivion Smith** and **Chris Westry**. Released **C.J. Goodwin** and **Justin March**.

Sept. 6 Claimed **Malik Turner** off waivers from Green Bay. Signed **Isaac Alarcon, Francis Bernard, Deante Burton, Brandon Carr, Ron'Dell Carter, Justin Hamilton, Ladarius Hamilton, Marcus Henry, Cole Hikutini, Jon'Vea Johnson, Luther Kirk, Sewo Olonilua, Aaron Parker, Saivion Smith** and **Chris Westry** to the practice squad. Waived **Joe Thomas**.

Sept. 7 Placed **Ventell Bryant, La'el Collins** and **Sean Lee** on Reserve/Injured-returnable. Signed **C.J. Goodwin, Justin March** and **Joe Thomas**. **Randy Gregory** reinstated and placed on Reserve/Exempt.

Sept. 8 Signed **Elijah McGuire** and **Eric Smith** to the practice squad.

Sept. 12 ... Elevated **Brandon Carr** from the practice squad.

Sept. 14 ... **Brandon Carr** returned to the practice squad.

Sept. 15 ... Placed **Cam Erving** and **Leighton Vander Esch** on Reserve/Injured. Placed **Blake Jarwin** on Reserve/Injured. Released **Luther Kirk** from the practice squad. Activated **Brandon Carr** from the practice squad. Signed **Alex Light** off Arizona's practice squad and **Rashad Smith** off Chicago's practice squad. Signed **Steven Parker** and **Rashard Robinson** to the practice squad.

Sept. 19 ... Placed **Anthony Brown** on Reserve/Injured. Elevated **Eric Smith** from the practice squad.

Sept. 20 ... **Eric Smith** returned to the practice squad.

Sept. 25 ... Placed **Chidobe Awuzie** on Reserve/Injured. Signed **Saivion Smith** from the practice squad. Elevated **Deante Burton** and **Eric Smith** from the practice squad.

Sept. 28 ... **Deante Burton** and **Eric Smith** returned to the practice squad.

Sept. 29 ... Signed **Jordan Mills** to the practice squad.

Oct. 3 Elevated **Francis Bernard**.

Oct. 5 **Francis Bernard** returned to the practice squad.

Oct. 6 Released **Brandon Carr** and **Alex Light**. Signed **Greg Senat** off Cleveland's practice squad. Signed **William Sweet** to the practice squad.

Oct. 10 Placed **Joe Looney** and **Tyron Smith** on Reserve/Injured. Activated **Anthony Brown** from Reserve/Injured and signed **Francis Bernard** to the active roster. Elevated **Marcus Henry** and **Steven Parker**.

Oct. 12 Signed **Adam Redmond** to the practice squad.

2020 TRANSACTIONS BY DATE, cont.

Oct. 13 Signed **Garrett Gilbert** off Cleveland's practice squad.

Oct. 19 Placed **Trysten Hill** and **Dak Prescott** on Reserve/Injured. Activated **Leighton Vander Esch** from Reserve/Injured and signed **Justin Hamilton** from the practice squad. Elevated **Marcus Henry** and **Steven Parker**.

Oct. 20 **Marcus Henry** and **Steven Parker** returned to practice squad. Waived **Ventell Bryant** and **Saivion Smith**.

Oct. 21 Signed **Walter Palmore** to the practice squad.

Oct. 22 Signed **Steven Parker** from the practice squad. Signed **Saivion Smith** to the practice squad.

Oct. 24 Activated **Cameron Erving** from Reserve/Injured. Elevated **Jordan Mills** and **Adam Redmond**. Placed **Brandon Knight** on Reserve/Injured and **Rashard Robinson** on Reserve/Injured-Practice Squad.

Oct. 26 Waived **Rashad Smith**. **Jordan Mills** and **Adam Redmond** returned to the practice squad. Signed **Hunter Niswander** to the practice squad.

Oct. 27 Released **Elijah McGuire** from the practice squad.

Oct. 28 Traded **Everson Griffen** to Detroit. Released **Dontari Poe** and **Daryl Worley**.

Oct. 30 Signed **Cooper Rush** to the practice squad.

Oct. 31 Activated **Sean Lee** and **Joe Looney** from Reserve/Injured. Elevated **Saivion Smith**.

Nov. 2 Acquired **Eli Ankou** in a trade with Houston. **Saivion Smith** returned to the practice squad.

Nov. 3 Placed **Andy Dalton** on Reserve/COVID-19. Placed **Aaron Parker** on Reserve/Injured-Practice Squad. Signed **Chris Lacy** to the practice squad.

Nov. 7 Placed **Chris Jones** on Reserve/Injured. Signed **Hunter Niswander** to the active roster from the practice squad. Elevated **Sewo Olonilua** and **Cooper Rush**. Activated **Saivion Smith** (COVID-19 Replacement).

Nov. 9 **Sewo Olonilua**, **Cooper Rush** and **Saivion Smith** returned to the practice squad.

Nov. 10 Activated **Chidobe Awuzie** from Reserve/injured.

Nov. 11 Placed **Tyrone Crawford** on Reserve/COVID.

Nov. 13 Placed **Walter Palmore** on Reserve/COVID.

Nov. 17 Signed **Breeland Speaks** to the practice squad.

Nov. 18 Placed **Trevon Diggs** on Reserve/Injured. Activated **Tyrone Crawford** and **Andy Dalton** from Reserve/COVID.

Nov. 21 Placed **Tyler Biadasz** on Reserve/Injured. Activated **Brandon Knight** from Reserve/Injured-returnable. Elevated **Adam Redmond** and **Rashard Robinson**.

2020 TRANSACTIONS BY PLAYER

ALARCON, Isaac - T

7/25.....Signed to Exempt/International
9/5.....Waived

9/6.....Signed to practice squad

ANAE, Bradlee - DE

4/25.....Drafted in the fifth round

7/25.....Signed

ANDERSON, Darius - RB

5/2.....Signed

9/4.....Waived

ANKOU, Eli - DT

11/2.....Acquired in a trade with Houston

AWUZIE, Chidobe - CB

9/25.....Placed on Reserve/Injured

11/10.....Activated

BELL, Blake - TE

4/7.....Signed

BERNARD, Francis - LB

5/2.....Signed

9/5.....Waived

9/6.....Signed to practice squad

10/3.....Elevated from practice squad

10/5.....Returned to practice squad

10/10.....Signed to the active roster

BIADASZ, Tyler - C

4/25.....Drafted in the fourth round

7/25.....Signed

11/21.....Placed on Reserve/Injured

BLASKO, Jeff

1/27.....Named asst. offensive line coach

BROWN, Anthony - CB

3/20.....Re-signed

9/19.....Placed on Reserve/Injured

BRYANT, Ventell - WR

9/7.....Reserve/Injured

10/20.....Waived

BURTON, Deante - CB

9/5.....Waived

9/6.....Signed to practice squad

9/25.....Elevated from practice squad

9/28.....Returned to practice squad

CARR, Brandon - DB

9/6.....Signed to practice squad

9/12.....Elevated to Active Roster

9/14.....Reverted to practice squad

9/15.....Activated

10/6.....Released

CARTER, Ron'Dell - DE

5/2.....Signed

9/5.....Waived

9/6.....Signed to practice squad

CANADY, Maurice - CB

3/30.....Signed

7/28.....Placed on Reserve/Opt-Out

CHUNN, Jordan - RB

12/30.....Signed as Reserve/Future

7/28.....Waived/NFI

CLINTON-DIX, Ha Ha - S

4/7.....Signed

9/3.....Released

COLLINS, La'el - T

9/7.....Placed on Reserve/Injured

COOPER, Amari - WR

3/17.....Re-signed

COVINGTON, Chris - LB

4/29.....Waived

CRAWFORD, Tyrone - DL

4/28.....Placed on Active/PUP

11/11.....Placed on Reserve/COVID

11/18.....Activated

DALTON, Andy - QB

5/4.....Signed

10/3.....Placed on Reserve/COVID-19

11/18.....Activated

DANIELS, Matt

1/27.....Named asst. special teams coach

DAVIS, Rob

1/27.....Named asst. head coach

DIGGS, Trevon - CB

4/24.....Drafted in the second round

7/25.....Signed

11/18.....Placed on Reserve/Injured

DiNUCCI, Ben - QB

4/25.....Drafted in the seventh round

7/25.....Signed

DOWDLE, Rico - RB

5/6.....Signed

EDWARDS, George

1/27.....Named senior defensive asst.

ERVING, Cam - T

5/7.....Signed

9/15.....Placed on Reserve/Injured

10/24.....Activated

FASSEL, John

1/27.....Named special teams coordinator

FORBATH, Kai - K

3/24.....Re-signed

8/1.....Released

FORTUNATO, Joe - LS

4/30.....Signed

8/1.....Waived

FREDERICK, Travis - C

6/5.....Placed on Reserve/Injured

GALLIMORE, Neville - DT

4/24.....Drafted in the third round

7/25.....Signed

GILBERT, Garrett-QB

10/13.....Signed off Cle practice squad

GOODWIN, C.J. - CB

3/30.....Signed

9/5.....Released

9/7.....Signed

GREGORY, Randy - DE

9/7.....Placed on Reserve/Exempt

GRIFFEN, Everson - DE

8/16.....Signed

10/28.....Traded to Detroit

GUIDRY, Stephen - WR

5/6.....Signed

7/28.....Placed on Reserve/Opt-Out

HAMILTON, Justin - DT

1/21.....Signed as Reserve/Future

9/5.....Waived

9/6.....Signed to practice squad

10/19.....Signed to the active roster

HAMILTON, Ladarius - LB

5/2.....Signed

9/5.....Waived

9/6.....Signed to practice squad

HARRIS, Al

1/27.....Named defensive backs coach

HASLETT, Chase

1/27.....Named quality control/offense

HENRY, Adam

1/27.....Named wide receivers coach

HENRY, Marcus - C

12/30.....Signed as Reserve/Future

9/5.....Waived

9/6.....Signed to practice squad

10/10.....Elevated from practice squad

10/12.....Returned to practice squad

10/19.....Elevated from practice squad

10/20.....Returned to practice squad

HIKUTINI, Cole - TE

12/30.....Signed as Reserve/Future

9/4.....Waived

9/6.....Signed to practice squad

HILL, Trysten - DT

10/19.....Placed on Reserve/Injured

HYATT, Mitch - T

9/2.....Waived/Injured

JACKSON, Joe - DE

9/4.....Waived

JARWIN, Blake - TE

3/16.....Re-signed

9/15.....Placed on Reserve/Injured

JELKS, Jalen - DE

8/16.....Waived

JOHNSON, Jon'Vea - WR

7/25.....Placed on Reserve/Covid

8/9.....Activated

9/5.....Waived

9/6.....Signed to practice squad

JONES, Chris - P

11/7.....Placed on Reserve/Injured

JONES, Tevin - WR

12/30.....Signed as Reserve/Future

9/5.....Waived

KAMARA, Azur - LB

5/6.....Signed

8/1.....Waived/Injured

KIRK, Luther - S

5/6.....Signed

9/5.....Waived

9/6.....Signed to practice squad

9/15.....Released

KNIGHT, Brandon - T

10/24.....Placed on Reserve/Injured

11/21.....Activated

LADOUCEUR, L.P. - LS

3/24.....Re-signed

LACY, Chris - WR

11/3.....Signed to practice squad

LAMB, CeeDee - WR

4/23.....Drafted in the first round

7/25.....Signed

LEE, Sean - LB

3/24.....Re-signed

9/7.....Placed on Reserve/Injured

10/31.....Activated

LIGHT, Alex - T

9/15.....Signed off Ari practice squad

10/6.....Released

LINGUIST, Maurice

1/27.....Named defensive backs coach

LOONEY, Joe - C

3/20.....Re-signed

10/10.....Placed on Reserve/Injured

10/31.....Activated

MARCH, Justin - LB

3/20.....Re-signed

9/5.....Released

9/7.....Signed

MARINO, Garrett - LB

5/2.....Signed

7/28.....Waived/NFI

MATTHEWS, Cannon

1/27.....Named quality control/defense

McCARTHY, Mike

1/8.....Named Head Coach

McCOY, Gerald - DT

3/31.....Signed

8/18.....Released

McGUIRE, Elijah - RB

9/8.....Signed to practice squad

10/27.....Released

McKEON, Sean - TE

5/2.....Signed

McCURLEY, Scott

1/27.....Named linebackers coach

MILLER, Wyatt - T

9/2.....Waived/Injured

MILLS, Jordan - T

9/29.....Signed to practice squad

10/24.....Elevated from practice squad

10/26.....Returned to practice squad

MURPHY, Pace - T

8/18.....Signed

9/2.....Waived

2020 TRANSACTIONS BY PLAYER, cont.

NISWANDER, Hunter - P

10/26.....Signed to practice squad
11/7.....Signed to the active roster

NASH Jr., Harold

1/27.....Named asst. strength & conditon.

NOLAN, Mike

1/27.....Named defensive coordinator

NUSSMEIER, Doug

1/27.....Named quarterbacks coach

OLAWALE, Jamize - FB

8/2.....Placed on Reserve/Opt-Out

OLONILUA, Sewo - RB

5/2.....Signed

9/5.....Waived

9/6.....Signed to practice squad

11/7.....Elevated from practice squad

11/9.....Returned to practice squad

OLUMBA, Donovan - CB

3/18.....Waived

PARKER, Aaron - WR

5/2.....Signed

9/5.....Waived

9/6.....Signed to practice squad

10/3.....Placed on Reserve/Injured-P.S.

PARKER, Steven - S

9/15.....Signed to practice squad

10/10.....Elevated from practice squad

10/12.....Returned to practice squad

10/19.....Elevated from practice squad

10/20.....Returned to practice squad

10/22.....Signed to the active roster

PALMORE, Walter - DT

10/21.....Signed to practice squad

11/13.....Placed on Reserve/COVID

PAUL, Markus

1/27.....Named strength & conditon. coord.

PEETE, Skip

1/27.....Named running backs coach

PHILBIN, Joe

1/27.....Named offensive line coach

POE, Dontari - DT

4/9.....Signed

4/28.....Placed on Active/PUP

10/28.....Released

PRESCOTT, Dak - QB

3/16.....Designated franchise player

6/22.....Signed franchise tag

10/19.....Placed on Reserve/Injured

REDMOND, Adam - C

3/9.....Re-signed

9/2.....Released

10/12.....Signed to practice squad

10/24.....Elevated from practice squad

10/26.....Returned to practice squad

11/21.....Elevated from practice squad

11/23.....Returned to practice squad

ROBINSON, Rashard - DB

9/15.....Signed to practice squad

10/4.....Placed on Reserve/Injured-P.S.

11/18.....Restored to practice squad

11/21.....Elevated from practice squad

11/23.....Returned to practice squad

ROBINSON, Reggie - CB

4/25.....Drafted in the fourth round

7/25.....Signed

ROGERS, Kendrick - WR

5/2.....Signed

8/9.....Released

RUSH, Cooper - QB

5/4.....Waived

10/30.....Signed to practice squad

11/7.....Elevated from practice squad

11/9.....Returned to practice squad

SENAT, Greg - T

10/6.....Signed off Cle practice squad

SMITH, Aldon - DE

4/2.....Signed

SMITH, Devin - WR

9/2.....Released

SMITH, Eric - T

9/8.....Signed to practice squad

9/19.....Elevated from practice squad

9/20.....Reverted to practice squad

9/25.....Elevated from practice squad

9/28.....Returned to practice squad

SMITH, Rashad - LB

9/15.....Signed off Chi practice squad

10/26.....Waived

SMITH, Saivion - CB

4/10.....Signed

8/1.....Placed on Reserve/Covid

8/9.....Activated

9/5.....Waived

9/6.....Signed to practice squad

9/25.....Signed to the active roster

10/20.....Waived

10/22.....Signed to practice squad

10/31.....Elevated from practice squad

11/2.....Returned to practice squad

11/7.....Elevated as COVID replacement

11/9.....Returned to practice squad

SMITH, Tyron - T

10/10.....Placed on Reserve/Injured

STEELE, Terence - T

5/2.....Signed

SPEAKS, Breeland - DE

11/17.....Signed

SWEET, William - T

10/6.....Signed to practice squad

TAUMOEPEAU, Charlie - TE

5/6.....Signed

9/2.....Waived

THOMAS, Joe - LB

3/31.....Re-signed

9/6.....Released

9/7.....Signed

THOMPSON, Darian - S

3/18.....Re-signed

THORSON, Clayton - QB

12/31.....Signed as Reserve/Future

9/2.....Waived

TOLZIEN, Scott

1/27.....Named coaching assistant

TOMSULA, Jim

1/27.....Named defensive line coach

TURNER, Malik - WR

9/6.....Claimed off Waivers (GB)

VANDER ESCH, Leighton - LB

9/15.....Reserve/Injured

10/19.....Activated

WELLS, Lundia

1/27.....Named tight ends coach

WESTRY, Chris - CB

9/5.....Waived

9/6.....Signed to practice squad

WHITE, D.J. - CB

12/30.....Signed as Reserve/Future

4/29.....Waived

WICHMANN, Cody - G

9/4.....Released

WORLEY, Daryl - CB

4/30.....Signed

10/28.....Released

WISE, Daniel - DE

12/30.....Signed as Reserve/Future

3/18.....Waived

WOODS, Antwaun - DT

7/28.....Signed

VIZCAINO, Tristan - K

1/21.....Signed as Reserve/Future

4/22.....Waived

ZUERLEIN, Greg - K

3/30.....Signed