



REGULAR SEASON GAME #12 - THURSDAY, DECEMBER 2, 2021

DALLAS COWBOYS AT NEW ORLEANS SAINTS

CAESARS SUPERDOME - NEW ORLEANS, LA - 7:20 P.M. (CST)

DELIVERED BY UPS:



QUICK FACTS:

DALLAS COWBOYS (7-4)
AT
NEW ORLEANS SAINTS (5-6)



Regular Season Series Record:
Dallas leads the series 17-13

Last Meeting:
@ New Orleans 12, Dallas 10, Sept. 29, 2019

Last Meeting in New Orleans:
New Orleans 12, Dallas 10, Sept. 29, 2019

Last Cowboys Win:
@ Dallas 13, New Orleans 10, Nov. 29, 2018

Series Notable:
Dallas is 6-5 all-time against New Orleans in night games.

FOX SPORTS/FOX4 DFW

Play-By-Play: Joe Buck
Analyst: Troy Aikman
Sideline Reporter: Erin Andrews
Sideline Reporter: Kristina Pink

KRLD-FM 105.3 THE FAN

Play-By-Play: Brad Sham
Analyst: Babe Laufenberg
Sideline Reporter: Kristi Scales

KMVK-FM 107.5 Mega

Play-By-Play: Victor Villalba
Analyst: Luis Perez

COMPASS MEDIA (National)

Play-By-Play: Kevin Ray
Analyst: Danny White

★ COWBOYS PR ON TWITTER ★

The official Twitter account of the Dallas Cowboys Public Relations team (@DallasCowboysPR) will provide pertinent stats, information, transactions, game updates and more throughout the week and on gameday. Follow us for the most up-to-date info related to the Cowboys organization.

★ BY THE NUMBERS ★

6.5

Micah Parsons exploded in the month of November, recording 6.5 sacks in four November games - tied for the second-most sacks in a single month in Cowboys history.

7

Dak Prescott has recorded seven games with a passer rating of 100.0 in 2021- tied with Josh Allen and Kirk Cousins for the most in the NFL.

100

Dallas is one-of-five teams in 2021 to have four different players reach 100 receiving yards in a game, joining Buffalo, Las Vegas, Tampa Bay and Tennessee. The four Cowboys to accomplish the feat are Amari Cooper (two), CeeDee Lamb (three), Michael Gallup (one) and Cedrick Wilson (one).

★ TABLE OF CONTENTS ★

Radio and TV broadcast info	1
Dallas Cowboys media schedule	1
Dallas Cowboys OMG info	1
Cowboys PR contact info	1
Dallas Cowboys 2021 schedule	2
DallasCowboys.com	2
Cowboys Round Up Week 13	3
What to watch for	4
Mike McCarthy Facts and Figures	5
2021 Coaching Staff	5
Mike McCarthy coaching record	6
Head coach bios	6
2021 NFL Draft	7
2021 free agency	7
Team Captains	7
Player highlights	8
Series history	8
Dating Game/Stat Comparison	8
AT&T Stadium stats and figures	9
A Championship Tradition	10
Pro Bowl Numbers	10
Individual Notes	11-35
Dak Prescott	11-18
Ezekiel Elliott	19-24
Tony Pollard	24
Amari Cooper	25-26
CeeDee Lamb/Wide Receivers	27-28
Offensive Notes	29-30
Trevon Diggs	31-32
Micah Parsons	33
Defensive Notes	34
Greg Zuerlein	35
Special Teams Notes	35
2021 Regular Season Stats	36
2021 Defensive Stats	37
2021 Player Participation/Starters/Elevations	38-41
Unofficial Depth Chart	42
Pronunciation Guide	42
Coaching Staff	42
Alphabetical Roster	43
Numerical Roster	44
Positional Roster	45
How The Cowboys Were Built	46
Contract Status	46
Contract Analysis	47
When The Cowboys Were Built	48
Transactions by Date	49-50
Transactions by Player	51-52
Non Media Guide Bios	53-58

★ DALLAS COWBOYS 2021 SCHEDULE ★

The Cowboys schedule currently features five games that will be broadcast nationally in primetime, including two from AT&T Stadium. In addition to the two primetime games at AT&T Stadium - one on ESPN and one on NBC - and the club's annual Thanksgiving Day national appearance (this year on CBS), the Cowboys will make three national appearances in primetime on the road, one on NBC Thursday night, one on NBC's Sunday Night Football, and once on Thursday night on Fox/NFL Network/Amazon.

The Cowboys play five games against teams that qualified for the 2020 playoffs - Kansas City, New Orleans, Tampa Bay and Washington (twice). Additionally, for the 19th time in the organization's history, second consecutive, the Cowboys will open and close the season on the road. This will be fifth time in the last 11 years Dallas opens and closes the year away (2011, 2012, 2018, 2020).

This season marks the seventh time - second time in the last three seasons - that the Cowboys will face both Super Bowl participants from the previous season:

Years	Teams	Years	Teams
2021	KC and TB*	1995	SD and SF*
2019	LAR and NE*	1973	MIA* and WAS
2015	NE* and SEA	1970	KC* and MIN
2010	IND and NO*		

* indicates Super Bowl champion

The NFL also introduced its expanded regular season in 2021 with a 17th game. This season pairs Dallas with its same place finisher from the AFC East (New England).

DATE	REGULAR SEASON (TV)	KICKOFF
Thurs., Sept. 9	@ Tampa Bay (NBC)	L, 29-31
Sun., Sept. 19	@ LA Chargers (CBS)	W, 20-17
Mon., Sept. 27	PHILADELPHIA (ESPN)	W, 41-21
Sun., Oct. 3	CAROLINA (FOX)	W, 36-28
Sun., Oct. 10	N.Y. GIANTS (FOX)	W, 44-20
Sun., Oct. 17	@ New England (CBS)	W, 35-29
Sun., Oct. 24	BYE	
Sun., Oct. 31	@ Minnesota (NBC)*	W, 20-16
Sun., Nov. 7	DENVER (FOX)	L, 16-30
Sun., Nov. 14	ATLANTA (FOX)	W, 43-3
Sun., Nov. 21	@ Kansas City (FOX)	L, 9-19
Thurs., Nov. 25	LAS VEGAS (CBS)	L, 33-36 OT
Thurs., Dec. 2	@ New Orleans (FOX/NFLN/Amazon)**	7:20 p.m.
Sun., Dec. 12	@ Washington (FOX)	Noon
Sun., Dec. 19	@ N.Y. Giants (FOX)	Noon
Sun., Dec. 26	WASHINGTON (NBC)*	7:20 p.m.
Sun., Jan. 2	ARIZONA (FOX)	Noon
Sun., Jan. 9	@ Philadelphia (FOX)	Noon

Home Games in BOLD

Game times and television broadcasts are subject to change

* Sunday night games in Weeks 5-17 subject to change, Week 18 game TBD

** NFL Network and Amazon simulcast subject to change

★ DALLASCOWBOYS.COM ★



The Dallas Cowboys official website is your one-stop shop for all breaking news, analysis and opinion, along with unique X's and O's breakdown featured in written content, videos and radio podcasts. DallasCowboys.com offers the best collection of timely articles, press conferences and videos, combined with the best spot to purchase tickets and order merchandise from the Cowboys Pro Shop. From the latest news to the latest apparel, there is no better place to visit than DallasCowboys.com.

To view the latest press conferences featuring coaches, player interviews from daily locker room sessions, radio interviews with Cowboys front office executives and Dallas Cowboys game highlights, visit <https://www.dallascowboys.com/all-media/>



@dallascowboys



/dallascowboys



@dallascowboys



@dallascowboys



Round Up

A look at this week's top storylines



at



Dallas Cowboys (7-4) at New Orleans Saints (5-6) • December 2, 2021 7:20 p.m. CST

Player Spotlight

20 TONY POLLARD

29.2

- ★ Tony Pollard has been a versatile weapon for Dallas in 2021, recording 787 scrimmage yards on offense and a league-leading 29.2 yards-per-return on kickoffs. The 29.2-yard average would rank third in single season Cowboys history. Dallas has never had a player lead the league in kick return average.

Highest Single-Season Kick Return Average in Cowboys History

Player	Season	KO Returns	KO Ret Avg	TDs
Dwayne Harris	2013	28	30.6	0
Mel Renfro	1965	21	30.0	1
Tony Pollard*	2021	16	29.2	1
Herschel Walker	1996	27	28.9	0
Cliff Harris	1971	29	28.4	0

**Through 11 games of 2021 season*

- ★ Pollard ranks seventh in rushing average (fourth among running backs) in 2021, averaging 5.31 yards-per-rush on 100 carries. Combined with his kick return avg., Pollard would be just the fifth player in the NFL since 1960 to finish a season averaging 5.0 yards-per-rush and 27.5 yards-per-return if he keeps his current pace:

Players with 5.0 YPC and 27.5 KO Ret Avg in Single-Season Since 1960

Player	Season	Rush Avg.	KO Ret. Avg
Gale Sayers	1965	5.22	31.4
Gale Sayers	1966	5.38	31.2
Carl Garrett	1969	5.04	28.3
Maurice Jones-Drew	2006	5.67	27.7
Tony Pollard	2021	5.31	29.2

**NFL requires 6.25 rush-per-game and 1.25 KO return-per-game to qualify*

SCOUTING REPORT

163 the Saints have scored 163 touchdowns at the Caesars Superdome since the start of the 2016 season - most by any NFL team in its home venue, closely followed by the Cowboys, who have scored 152 touchdowns at home in AT&T Stadium since 2016.

47.1 The New Orleans defense has allowed a touchdown on only 47.1% of its opponents red zone drives in 2021 - second-best percentage in the league. Dallas' offense is scoring a touchdown on 61.5% of its red zone forays in 2021 - 13th in the NFL.

★ WHAT TO WATCH FOR IN WEEK 13 ★

4

DAK PRESCOTT

- * Dak Prescott is fourth in the NFL in completion percentage (69.4%). If he continues this pace, Prescott will set a career-high in completion percentage and possibly set the franchise record for highest completion percentage in a season, which is currently held by Tony Romo (69.9%) in 2014.
- * Prescott has nine career 400-yard passing games through his first six seasons, and with a 400-yard performance, he would break a tie with Dan Marino for the most 400-yard games in the first six seasons of an NFL career.
- * With two touchdown passes, Prescott will break a tie with Don Meredith (41) for the fifth-most multi-touchdown games in team history

7

TREVON DIGGS

- * Trevon Diggs leads the NFL with eight interceptions and is tied for second with 13 pass breakups. Diggs is the first Cowboy with eight interceptions in a single season since Everson Walls tallied nine in 1985. He is also gunning for the franchise record of 11 picks in a season, which was set by Walls in his rookie year of 1981.

11

MICAH PARSONS

- * Micah Parsons has burst on the scene as a rookie with 9.0 sacks, which tops DeMarcus Ware (8.0) for the Cowboys rookie sack record since sacks became official in 1982. Parsons' 9.0 sacks are also the most among rookies in 2021 and 10th among all NFL defenders.
- * Parsons has two multi-sack games this season, which is tied with Jimmie Jones and Russell Maryland for the most multi-sack games by a Cowboys rookie.

19

AMARI COOPER

- * Amari Cooper, who has recorded 493 career receptions, is closing in on 500 catches in his seventh NFL season. He would be the 33rd wide receiver in NFL history with 500 receptions in his first seven seasons.

20

TONY POLLARD

- * Tony Pollard has already set career-highs in both rushing yards (531) and scrimmage yards (757) in 2021. The third-year back also ranks fourth among NFL running backs with 5.3 yards-per-carry (min. 50 attempts).
- * Along with his explosiveness out of the backfield, Pollard's versatility comes into play in the return game. Pollard leads the NFL with 29.2 yards-per-return and returned a kickoff 100 yards for a touchdown against Las Vegas (11/25), which tied the fourth-longest kick return in franchise history.

21

EZEKIEL ELLIOTT

- * Ezekiel Elliott (948) needs 52 yards to reach 1,000 scrimmage yards for the season. This would be Elliott's sixth consecutive season with 1,000 scrimmage yards, good for fourth in franchise history. Elliott also leads all NFL players in total scrimmage yards (9,289) since he arrived in the NFL in 2016.
- * With one touchdown, Elliott (65) will pass Michael Irvin for sole possession of sixth place in Cowboys history in total touchdowns. Emmitt Smith holds the team record with 164 total scores.

88

CEEDEE LAMB

- * CeeDee Lamb has four career 100-yard receiving games and needs one more 100-yard performance to tie Hall of Famer Drew Pearson (five) for the second-most 100-yard games by a Cowboy through a player's first two seasons. Bob Hayes tallied eight 100-yard games in his first two seasons.
- * Lamb is known for his explosive play-making ability and dynamic ball skills. The second-year wideout is tied with D.J. Moore, Adam Thielen and Tyler Lockett for eighth in the NFL with 13 catches of 20-plus yards.

DALLAS COWBOYS



- * Dallas has recorded multiple takeaways in eight of its 11 games this season. The last time the Cowboys forced at least two turnovers in eight of their first 11 games of a season was in 2006.
- * The Cowboys defense has been stellar on third down, as their 31.3% third down opponent conversion rate is the second-lowest in the NFL, trailing only Baltimore (30.5%). Dallas has also held its opponents under 33.3% on third down eight times this season, which ties for seventh in franchise history for games with an opponent third down conversion percentage less than 33.3%.
- * Dallas has accumulated 400 yards of offense in eight of its 11 games this season, which leads the NFL and is already tied for third in team history for 400-yard games in a single season. The 2019 team holds the record with 12 400-yard games.

MIKE MCCARTHY

**Head Coach
2020-21**



★ WINNING HEAD COACH ★

The Dallas Cowboys named Mike McCarthy the ninth head coach in franchise history on Jan. 5, 2020. Along with 13 years of head coaching experience and 13 additional years as an assistant coach in the NFL, McCarthy came to Dallas with a 125-77-2 regular season coaching record - all with the Green Bay Packers (2006-18).

After a 6-10 record in 2020 and a 7-4 start to 2021, he owns the sixth-most wins (26th all-time) and eighth-highest winning percentage among qualifying active NFL coaches. His teams have qualified for the postseason nine times, won six NFC North Division titles, made four NFC Championship Game appearances and took home a Super Bowl XLV championship.

Most Regular Season Wins by Active Head Coach

Coach	Years	Won	Loss	Tied	Pct
Bill Belichick.....	1991-2021	288	140	0	.673
Andy Reid.....	1999-2021	228	134	1	.629
Mike Tomlin.....	2007-2021	150	83	2	.643
Pete Carroll.....	1994-2021	148	101	1	.594
Sean Payton.....	2006-2021	148	87	0	.630
Mike McCarthy.....	2006-2021	138	91	2	.602
John Harbaugh.....	2008-2021	137	82	0	.626

★ 2021 COACHING STAFF ★

Mike McCarthy **Head Coach**
Rob Davis..... Asst. Head Coach

Kellen Moore..... Offensive Coordinator
Joe Philbin..... Offensive Line
Jeff Blasko..... Asst. Offensive Line
Adam Henry..... Wide Receivers
Lunda Wells..... Tight Ends
Skip Peete..... Running Backs
Doug Nussmeier..... Quarterbacks
Chase Haslett..... Quality Control - Offense

Dan Quinn..... Defensive Coordinator
Aden Durde..... Defensive Line
Leon Lett..... Asst. Defensive Line
Scott McCurley..... Linebackers
George Edwards..... Senior Defensive Assistant
Joe Whitt Jr..... Passing Game Coord./Secondary
Al Harris..... Defensive Backs
Cannon Matthews..... Quality Control - Defense

John Fassel..... Special Teams Coordinator
Matt Daniels..... Asst. Special Teams

Scott Tolzien..... Coaching Assistant

Harold Nash Jr..... Strength and Conditioning Coordinator
Kendall Smith..... Asst. Strength and Conditioning
Cedric Smith..... Asst. Strength and Conditioning

Ryan Feder..... Quality Control/Analytics
Justin Rudd..... Video/Analytics
Eric Simonelli..... Quality Control/Analytics
Kyle Valero..... Quality Control/Analytics

★ TEAM RANKINGS ★

In 2021 Mike McCarthy has helped guide the Cowboys team to key finishes in several areas:

1st **Net Yards-Per-Game (419.8)**

1st **Explosive Plays (10+ Yds - 171)**

3rd **Passer Rating (103.5)**

4th **Completion Percentage (69.0%)**

9th **TD Scoring Efficiency (27.6%)**

19 **Takeaways - tied for sixth in the NFL**

★ MCCARTHY'S RECORD WHEN... ★

Below is a look at McCarthy's head coaching record under several different circumstances:

Regular season 138-91-2
Postseason 10-8
Overall 148-99-2

	Regular	Post
September	32-18-1	
October	37-18	
November	27-35-1	
December	38-19	
January	4-2	9-8
February.....		1-0
Playing at home	81-33-2	5-3
Playing on the road	56-58	5-5
Playing at AT&T Stadium	9-6	2-0
Playing in prime time.....	31-32	3-1
Thursday	10-8	
Saturday.....	1-1	3-2
Sunday	118-71-2	7-6
Monday	9-10	
Tuesday	0-1	
Playing against the NFC East.....	19-14	5-2
Playing against the NFC	103-61-2	9-8
Playing against the AFC.....	33-27	1-0
Playing on grass surface.....	100-53-2	7-6
Playing on artificial surface	38-39	3-2
Post Bye.....	11-4	
Post Bye Home.....	4-1	
Post Bye Road	7-3	
When scoring 30-plus points.....	80-9	6-2
When team scores first.....	95-34-2	4-2
When team leads at halftime	107-21-1	9-2

★ McCARTHY'S HEAD COACHING RECORD AND COACHING EXPERIENCE ★

Year	Team	Regular Season				Result	Postseason			
		W	L	T	Pct.		W	L	Pct.	Result
2006	Green Bay.....	8	8	0	.500	2nd NFC North				
2007	Green Bay.....	13	3	0	.813	1st NFC North	1	1	.500	NFC Championship Game
2008	Green Bay.....	6	10	0	.375	3rd NFC North				
2009	Green Bay.....	11	5	0	.688	2nd NFC North	0	1	.000	Wild Card Game
2010	Green Bay.....	10	6	0	.625	2nd NFC North	4	0	1.000	Super Bowl XLV
2011	Green Bay.....	15	1	0	.938	1st NFC North	0	1	.000	Divisional Game
2012	Green Bay.....	11	5	0	.688	1st NFC North	1	1	.500	Divisional Game
2013	Green Bay.....	8	7	1	.531	1st NFC North	0	1	.000	Wild Card Game
2014	Green Bay.....	12	4	0	.750	1st NFC North	1	1	.500	NFC Championship Game
2015	Green Bay.....	10	6	0	.625	2nd NFC North	1	1	.500	Divisional Game
2016	Green Bay.....	10	6	0	.625	1st NFC North	2	1	.667	NFC Championship Game
2017	Green Bay.....	7	9	0	.438	3rd NFC North				
2018	Green Bay.....	4	7	1	.375					
2020	Dallas.....	6	10	0	.375	3rd NFC East				
2021	Dallas.....	7	4	0	.637					
Totals		138	91	2	.602		10	8	.556	

Year	Position, Team
1987-88.....	Graduate Assistant, Fort Hays State
1989-91.....	Graduate Assistant, Pittsburgh
1992.....	Wide Receivers, Pittsburgh
1993-94.....	Offensive Quality Control, Kansas City Chiefs
1995-98.....	Quarterbacks, Kansas City Chiefs
1999.....	Quarterbacks, Green Bay Packers
2000-04.....	Offensive Coordinator, New Orleans Saints
2005.....	Offensive Coordinator, San Francisco 49ers
2006-18.....	Head Coach, Green Bay Packers
2020-21.....	Head Coach, Dallas Cowboys

Team	McCarthy vs. NFL			
	W	L	T	PCT.
Arizona	3	3	0	0.500
Atlanta	5	4	0	0.556
Baltimore	2	2	0	0.500
Buffalo	2	2	0	0.500
Carolina	4	3	0	0.571
Chicago	18	7	0	0.720
Cincinnati	2	2	0	0.500
Cleveland	3	1	0	.750
Dallas	5	3	0	0.625
Denver	2	2	0	0.500
Detroit	18	7	0	0.720
Houston	2	1	0	0.667
Indianapolis	1	2	0	0.333
Jacksonville	2	1	0	0.667
Kansas City	2	2	0	0.500
LA Chargers	4	0	0	1.000
LA Rams	5	3	0	0.625
Las Vegas	3	1	0	0.750
Miami	3	1	0	0.750
Minnesota	17	9	2	0.654
New England	2	3	0	0.400
New Orleans	2	4	0	0.333
NY Giants	6	3	0	0.667
NY Jets	2	1	0	0.667
Philadelphia	6	3	0	0.667
Pittsburgh	0	4	0	0.000
San Francisco	6	2	0	0.750
Seattle	5	5	0	0.500
Tampa Bay	3	3	0	0.500
Tennessee	1	2	0	0.333
Washington	2	5	0	0.285
Totals	138	91	2	0.602

★ HEAD COACHES ★

MIKE McCARTHY (138-91-2, 15th Year, 13-14 with Dallas)

The Dallas Cowboys named Mike McCarthy the ninth head coach in franchise history on Jan. 8, 2020, handing the reigns of the team to an innovative offensive mind with a championship pedigree.

McCarthy has 14 years of head coaching experience – 13 with Green Bay and one with Dallas – along with 13 years as an assistant coach in the NFL, including six as an offensive coordinator.

As a head coach, McCarthy has racked up a 138-91-2 regular season coaching record, and he owns the sixth-most wins (26th all-time) among active NFL coaches. His teams have qualified for the postseason nine times, won six NFC North Division titles, made four NFC Championship Game appearances and took home a Super Bowl XLV championship held at AT&T Stadium in Arlington, Texas, following the 2010 NFL season.

In his first season with the Cowboys, McCarthy's plan to install a new culture in Dallas was halted by the COVID-19 pandemic. Due to COVID protocols, McCarthy's first offseason with the Cowboys included no in-person meetings or practices. When the 2020 season came around, McCarthy's challenges continued. He watched his franchise quarterback Dak Prescott suffer a devastating season-ending injury in Week 5, along with having to implement eight different starting offensive line combinations due to injuries up front. Despite the hurdles, the 2020 Dallas Cowboys were in position to win the NFC East entering Week 17 but came up just short.

During his time in Green Bay, McCarthy was known as a prolific offensive mind and the primary play-caller for the Packers. McCarthy's offense finished fourth in the NFL in total offense and third in points-per-game through his 14-year stint with the club.

McCarthy is only the fourth head coach in NFL history to lead a single franchise to eight or more consecutive playoff appearances, joining Tom Landry, Chuck Noll and Bill Belichick. Those eight appearances from 2009-16 were more than the rest of the NFC North Division combined over that span (Minnesota, three; Detroit, three; Chicago, one).

McCarthy's nine playoff appearances overall are the most by a Packers coach since the NFL postseason began in 1933, and he guided the Packers to a franchise-record fourth consecutive division title in 2014. With the victory over Dallas in the 2016 playoffs, McCarthy surpassed Vince Lombardi and Mike Holmgren for the most playoff victories in team history (10).

SEAN PAYTON (148-87, 15th Year)

Since being hired as head coach of the New Orleans Saints in 2006, Sean Payton has established himself as one of the most successful coaches in the NFL. Payton has led the Saints to eight playoff berths, six NFC South division titles and in 2009 captured the franchise's first World Championship with a 31-17 win over the Indianapolis Colts in Super Bowl XLIV.

Payton has a 148-87 overall record (.630), including a 9-8 postseason mark (.529) after the franchise had won only one playoff game prior to his arrival. Payton holds the club's top win total and winning percentage for a head coach.

Payton is the second-longest tenured coach in the NFL (16th season), with Bill Belichick as the only active head coach that has been with his team longer.

The 57-year-old offensive mastermind has presided over one of the NFL's top offenses since his arrival in the bayou, leading the league in net yards-per-game in 2006, 2008, 2009, 2011, 2014 and 2016. In addition, the Saints offense led the NFL in scoring in 2008 and 2009 and have ranked in the top-10 in yards-per-game in every year with Payton has been the play caller.

Along with building a winning culture, Payton was instrumental in molding future Hall of Famer Drew Brees into one of the best quarterbacks of all-time. Under Payton, Brees was second in NFL history in passing yards (80,358), passing touchdowns (571) and led the league in career pass completions (7,142).

In Payton's 2009 run to Super Bowl XLIV title, he guided the Saints to the team's second NFC South title in four seasons with a 13-3 record. Along the way, the Saints set a franchise record for most regular season wins (13). The Saints also posted the franchise's longest winning streak and best start when they won their first 13 contests. Payton was named as the top head coach in the NFL by numerous media outlets and recognized football chapters.

Payton scrapped the traditional timetable for rebuilding a club in 2006. In his opening season as a head coach, the Saints jumped out to a 3-0 record - a first in team history, equaling the team's win total from the previous year - and clinched the NFC South title before the regular season finale.

Prior to New Orleans, Payton served as the assistant head coach/passing game coordinator for the Dallas Cowboys under Bill Parcells from 2003-05. Payton called the offensive plays for Dallas in 2005.

Before his three years in Dallas, Payton was the quarterbacks coach with the N.Y. Giants in 1999 before his promotion to offensive coordinator in 2000, a position he held for the next three seasons.

★ 2021 DRAFT PICKS ★

The Dallas Cowboys had 11 total picks in the 2021 NFL Draft. Below is a snapshot of Dallas' 2021 Draft Class:

2021 Draft Choices

RND. (#)	PLAYER	POS.	COLLEGE
1. (12)	Micah Parsons	LB	Penn State
2. (44)	Kelvin Joseph	CB	Kentucky
3. (75)	Osa Odighizuwa	DT	UCLA
3. (84)	Chauncey Golston	DE	Iowa
3. (99)	Nahshon Wright	CB	Oregon State
4. (115)	Jabril Cox	LB	Louisiana State
4. (138)	Josh Ball	T	Marshall
5. (179)	Simi Fehoko	WR	Stanford
6. (192)	Quinton Bohanna	DT	Kentucky
6. (227)	Israel Mukuamu	S	South Carolina
7. (238)	Matt Farniok	G	Nebraska

All 11 of Dallas' draft picks made the initial 53-man roster (Kelvin Joseph and Josh Ball were placed on Reserve/Injured after making the initial 53), the second-consecutive year that Dallas had all its draft choices make the team out of training camp, and the eighth time since 1989.

The Cowboys did not have a rookie free agent player from 2021 make the initial roster, the first time there have been no undrafted free agents make the team since 2016.

★ NFC EAST STANDINGS ★

Team	W	L	T	Home	Road	Div.	Con.	PF	PA
Dallas	7	4	0	4-2	3-2	2-0	5-1	326	250
Philadelphia	5	7	0	1-4	4-3	0-2	4-4	304	273
Washington	4	6	0	2-3	2-3	1-0	4-2	212	267
New York	4	7	0	3-3	1-4	1-2	3-5	202	253

★ NFC STANDINGS ★

Team	W	L	T	Con.	Strength of Victories	Strength of Schedule	PF	PA
Arizona	9	2	0	5-2	.450	.476	310	202
Green Bay	9	3	0	7-2	.474	.485	283	242
Tampa Bay	8	3	0	5-3	.478	.484	347	253
Dallas	7	4	0	5-1	.475	.524	326	250
LA Rams	7	4	0	5-3	.357	.484	299	263
San Francisco	6	5	0	5-4	.351	.484	280	248
Minnesota	5	6	0	4-3	.420	.541	281	276
Atlanta	5	6	0	2-5	.339	.452	199	302
New Orleans	5	6	0	4-4	.582	.532	257	249
Philadelphia	5	7	0	4-4	.384	.492	304	273
Carolina	5	7	0	3-5	.436	.463	236	253
Washington	4	6	0	4-2	.462	.545	212	267
N.Y. Giants	4	7	0	3-5	.457	.533	202	253
Chicago	4	7	0	2-4	.318	.516	179	254
Seattle	3	7	0	1-5	.419	.582	194	209
Detroit	0	10	1	0-7	.500	.536	174	289

★ 2020/2021 STAT COMPARISON ★

(Dallas League Ranking)

	2021	2020
Record	7-4	6-10
Scoring Avg. (NFL rank)	29.6 (2t)	24.7 (17)
Opp. Scoring Avg. (NFL rank)	22.7 (13)	29.6 (28)
Total Off. (NFL rank)	419.8 (1)	371.8 (14)
Rushing Off. (NFL rank)	127.5 (7)	111.8 (17)
Passing Off. (NFL rank)	292.4 (3)	260.1 (8)
Total Def. (NFL rank)	369.5 (26)	386.4 (23)
Rushing Def. (NFL rank)	107.3 (13)	158.8 (31)
Passing Def. (NFL rank)	262.3 (27)	227.6 (11)
Kickoff Return Avg.	29.2 (2)	26.1 (3)
Punt Return Avg.	5.2 (32)	9.1 (13)
Turnover Margin	+4 (9t)	-3 (21t)
Penalties	91	96
Penalty Yards	816	849

★ 2021 PLAYER AWARDS ★

The Dallas Cowboys have earned notable recognitions this season for their efforts, with several player of the week honors and Trevon Diggs earning NFC Defensive Player of the Month for September - becoming only the third Cowboys defender and first defensive back to receive the award in team history.

Below is a breakdown of individual awards earned by Cowboys players in 2021:

NFC Offensive Player of the Week

Dak PrescottWeek 6 at New England

NFC Defensive Player of the Week

Trevon Diggs.....Week 4 vs. Carolina

Micah ParsonsWeek 8 at Minnesota

NFC Defensive Player of the Month

Trevon Diggs.....September

FedEx Air and Ground Players of the Week

Dak PrescottWeek 10 vs. Atlanta

Dak PrescottWeek 6 at New England

Ezekiel ElliottWeek 4 vs. Carolina

Pepsi Zero Sugar Rookie of the Week

Micah ParsonsWeek 8 at Minnesota

Micah ParsonsWeek 10 vs. Atlanta

Dallas' nine player awards this year are the second-most by any team, trailing only Cincinnati's 13 player awards in 2021.

★ WINNING TRADITION ★

The Dallas Cowboys currently own the league's second-highest all-time regular season winning percentage by current NFL teams:

Highest Win Percentage - NFL Regular Season

Team	W	L	T	Pct.
Green Bay	778	580	38	.572
Dallas.....	533	402	6	.570
Baltimore	233	177	1	.568
New England	527	408	9	.564
Chicago	781	606	42	.563

* Since 1972, ties have been calculated as half-win and half loss. Prior to 1972 tie games were ignored in calculating a team's winning percentage. Ties since 1972: Dallas (0), Chicago (1), Green Bay (6).

★ 2021 TEAM CAPTAINS ★

The Dallas Cowboys select three team captains weekly throughout the season, as chosen by the team prior to that week's game. Below are the captains from each week of the 2021 season:

2021 Dallas Cowboys Captains

Week 1 - at Tampa Bay

Offense Dak Prescott
Defense Randy Gregory
Special Teams Darian Thompson

Week 2 - at LA Chargers

Offense Tyron Smith
Defense Dorance Armstrong
Special Teams .. Cedrick Wilson

Week 3 - vs. Philadelphia

Offense Ezekiel Elliott
Defense Damontae Kazee
Special Teams Corey Clement

Week 4 - vs. Carolina

Offense Zack Martin
Defense Jaylon Smith
Special Teams Luke Gifford

Week 5 - vs. N.Y. Giants

Offense CeeDee Lamb
Defense Jourdan Lewis
Special Teams Noah Brown

Week 6 - at New England

Offense Dak Prescott
Defense Leighton Vander Esch
Special Teams CJ Goodwin

Week 8 - at Minnesota

Offense Dalton Schultz
Defense Jayron Kearse
Special Teams Tony Pollard

Week 9 - vs. Denver

Offense Amari Cooper
Defense Randy Gregory
Special Teams Jeremy Sprinkle

Week 10 - vs. Atlanta

Offense Tyler Biadasz
Defense Anthony Brown
Special Teams Malik Turner

Week 11 - at Kansas City

Offense Terence Steele
Defense Donovan Wilson
Special Teams ... Francis Bernard

Week 12 - vs. Las Vegas

Offense Zack Martin
Defense Carlos Watkins
Special Teams Jake McQuaide

★ PLAYER HIGHLIGHTS ★

Anthony Brown - CB

Notched eight tackles and three pass breakups in two games against New Orleans. Secured one of his four career sacks with three stops and three pass breakups in the 2018 win.

Amari Cooper - WR

In three games - one with Las Vegas and two with Dallas - has 19 receptions for 261 yards.

Ezekiel Elliott - RB

Carried the ball 41 times for 110 yards (2.7 avg.) and a touchdown in two games.

Jourdan Lewis - CB

Recorded his lone interception of the 2018 season against the Saints to seal the win, along with a tackle and pass breakup.

Keanu Neal - LB

Totaled 38 tackles, four for loss, three pass breakups and forced a fumble in six games while with Atlanta.

Dak Prescott - QB

In two games (1-1) against the Saints, completed 75.4% of his passes for 472 yards and a touchdown. Threw for a season-high, third-highest of his career, completion percentage (85.7%) in 2018.

Leighton Vander Esch - LB

Tallied 24 tackles, a tackle for loss and one pressure in two career games against New Orleans. Tied a season-high with 15 tackles against the Saints in 2019.

★ 2021 STAT COMPARISON ★

(league ranking)

	<u>Cowboys</u>	<u>Saints</u>
Record	7-4	5-6
Scoring Avg. (NFL rank)	29.6 (2t)	23.4 (18)
Opp. Scoring Avg. (NFL rank)	22.7 (13)	22.6 (12)
Total Off. (NFL rank)	419.8 (1)	309.4 (27)
Rushing Off. (NFL rank)	127.5 (7)	111.2 (19)
Passing Off. (NFL rank)	292.4 (3)	198.2 (27)
Total Def. (NFL rank)	369.5 (26)	343.7 (12)
Rushing Def. (NFL rank)	107.3 (13)	91.9 (3)
Passing Def. (NFL rank)	262.3 (27)	251.8 (23)
Kickoff Return Avg.	29.2 (2)	22.8 (15)
Punt Return Avg.	5.2 (32)	10.9 (6)
Turnover Margin	+4 (9t)	+4 (9t)
Penalties	91	65
Penalty Yards	816	534

★ DATING GAME ★

This week's game against New Orleans is being played on Dec. 2. In the 61-plus years of Dallas Cowboys football, there have been seven Dec. 2 games. Dallas is a perfect 7-0 on Dec. 2 and also played the Saints on Dec. 2, 1990 - a 17-13 Cowboys win.

Date	Opp/ Loc.	Dal W/L	Score	Date	Opp/ Loc.	Dal W/L	Score
12/2/62	Cle	W	45-21	12/2/90	NO	W	17-13
12/2/73	@Den	W	22-10	12/2/01	@Was	W	20-14
12/2/79	NYG	W	28-7	12/2/12	Phi	W	38-33
12/2/84	@Phi	W	26-10				

★ NO TURKEY HANGOVER ★

Starting in 2014, the NFL developed a schedule that had the Cowboys playing on consecutive Thursdays - Thanksgiving and the following Thursday. The Cowboys have played the Thursday after Thanksgiving in six of the last seven seasons, along with a rare November Thursday night game in 2007.

Dallas is 5-2 on *Thursday Night Football* the week after Thanksgiving despite losing each of the last two matchups. Overall, Dallas has a 33-20 record the week after playing the annual Thanksgiving Day game.

★ SOUTHERN STATE OF MIND ★

By virtue of the NFL schedule, the Dallas Cowboys drew all four teams from the NFC South this season. Dallas is 2-1 against the NFC South in 2021, and this week's game against New Orleans is the fourth and final matchup against the division for the Cowboys this season. Dallas lost at Tampa Bay 29-31 and defeated Carolina (36-28) and Atlanta (43-3). Dallas' .642 winning percentage against the NFC South is higher than any other division the Cowboys play.

Overall, Dallas holds a 61-34 record against the NFC South. Below is a look at Dallas' record against the division:

Dallas vs. NFC South

Team	W	L	T	Win%	Current Streak
Atlanta.....	19	11	0	.621	W3
Carolina	10	5	0	.667	W1
New Orleans.....	17	13	0	.567	L1
Tampa Bay.....	15	5	0	.750	L1
Div. Totals	61	34	0	.642	W2

★ SERIES HISTORY ★

Dallas and New Orleans have squared off 30 times in the regular season. Overall, Dallas holds the series record advantage of 17-13. Below is a brief look at the last 20 games of the series.

Date	Loc.	Dal W/L	Score	Date	Loc.	Dal W/L	Score
12/19/82	Dal	W	21-7	12/12/04	Dal	L	13-27
9/25/83	Dal	W	21-20	12/10/06	Dal	L	17-42
10/21/84	Dal	W	30-27	12/19/09	NO	W	24-17
9/10/89	NO	L	0-28	11/25/10	Dal	L	27-30
12/2/90	Dal	W	17-13	12/23/12	Dal	L	31-34
12/8/91	Dal	W	23-14	11/10/13	NO	L	17-49
12/19/94	NO	W	24-16	9/28/14	Dal	W	38-17
12/6/98	NO	L	3-22	10/4/15	NO	L	20-26
12/24/99	NO	L	24-31	11/29/18	Dal	W	13-10
12/28/03	NO	L	7-13	9/29/19	NO	L	10-12

★ INSIDE THE SERIES HISTORY ★

The Dallas Cowboys and New Orleans Saints have each had stretches of dominance against the other since their first matchup in 1967. The two teams have faced each other 30 times in the regular season with no postseason matchups.

In the 30 games of the series there have been:

- * 14 games decided by double-digits
- * 13 games decided by two-or-more touchdowns
- * 12 games decided by less than a touchdown
- * A 5-0 start to the series by Dallas from 1967 to 1969
- * A six-game winning streak by Dallas from 1973 to 1984
- * A five-game losing streak by Dallas from 1998 to 2006
- * 11-of-12 wins by Dallas through the first 12 games
- * 10-of-12 wins by New Orleans through the previous 12 games
- * One shutout by New Orleans - 28-0 (9/10/89)
- * Three overtime games - one win by Dallas
- * A 6-9 record by Dallas when playing in New Orleans

★ FIRST TIME, LAST TIME ★

The first time these two clubs met, the Cowboys got off to a 3-1 start in the 1967 season. Dallas hosted New Orleans on Oct. 15 and improved to 4-1 after handing the Saints a 14-10 loss in front of 64,128 fans at the Cotton Bowl.

The last time these two teams met was in 2019 at the Caesars Superdome on Sunday Night Football. Despite the Cowboys defense keeping the Saints out of the end zone, New Orleans made four field goals and won the game 12-10 in a defensive showdown.

★ HOME IS WHERE THE TDS ARE ★

Ezekiel Elliott has not gone hungry in the home confines of AT&T Stadium since he entered the league in 2016, scoring 34 touchdowns (29 rushing, five receiving) in 42 games. His 34 touchdowns are tied for the most by any player in his home venue since 2016:

Most Touchdowns at Home Since 2016

Player	Gms	RushTD	RecTD	RetTD	TotTD
Alvin Kamara	34	22	12	0	34
Ezekiel Elliott.....	42	29	5	0	34
Todd Gurley II	36	28	3	0	31
Mike Evans	42	0	30	0	30
Derrick Henry	43	29	1	0	30
Aaron Jones.....	30	23	6	0	29
Melvin Gordon III	39	27	2	0	29

Overall, Dallas has scored 152 touchdowns in 46 games at home versus 105 touchdowns in 45 games on the road since 2016. Dallas' 152 home TDs rank second in the NFL over that span:

Most Overall Touchdowns at Home Since 2016

Team	Games	TD	TD/G	Pts/G
New Orleans	45	163	3.62	30.4
Dallas	46	152	3.30	28.6
New England	47	148	3.15	27.2
Seattle.....	45	145	3.22	26.6
Tennessee	46	142	3.09	25.4

★ HOME COOKING ★

Since AT&T Stadium opened in 2009, Dallas has posted a 57-45 regular season record at home. However, since 2016, the Cowboys have utilized their home field advantage, going 30-16 at AT&T Stadium, which is tied for seventh. Dallas finished 4-4 in 2020 and is 4-2 at home in 2021.

NFL Team Home Wins Since 2016

Team	Games	W	L	T	Win %
Kansas City.....	46	34	12	0	.739
Baltimore.....	46	34	12	0	.739
Green Bay.....	45	34	10	1	.767
New England	47	34	13	0	.723
Pittsburgh.....	46	32	13	1	.707
New Orleans.....	45	31	14	0	.789
Dallas	46	30	16	0	.652
Tennessee	46	30	16	0	.652
Minnesota	45	29	16	0	.644
Seattle.....	45	29	16	0	.644

★ TOP PERFORMANCES ★

Below are the top individual performances in several offensive categories at AT&T Stadium since it opened in 2009.

Cowboys

Opponents

Passing Yards.....	T. Romo (506)	E. Manning, NYG (450)
Passing TDs.....	T. Romo (5)	M. Flynn, GB (4)
Rushing Yards.....	D. Murray (253)	B. Brown, Phi (169)
Rushing TDs.....	D. Murray (3)	A. Jones, GB (4)
	D. Prescott (3)	
	J. Randle (3)	
Receiving Yards	A. Cooper (226)	D. Jackson, Phi (210)
Receiving TDs	A. Cooper (3)	V. Cruz, NYG (3)
	M. Gallup (3)	

★ AT&T STADIUM RECORD... ★

In 2018 the Dallas Cowboys reached a milestone with their 10th season in what is now AT&T Stadium. The Cowboys finished that regular season 7-1 record at home - tied with the 2016 team for the most wins and best record in a single season all-time at AT&T Stadium. In 2021 the building hosted its 100th regular season game in a contest against Denver (11/7). The Cowboys are 4-2 in 2021.

Dallas' first game at the venue was on Sept. 20, 2009 - a 31-33 loss to the N.Y. Giants. The club's first win came a week later with a 21-7 decision over Carolina. Overall, Dallas owns a 57-45 regular season record - 3-1 postseason - and a 60-46 overall mark at home in AT&T Stadium. Below is a breakdown of the club's record on their home turf:

Regular season	57-45
Postseason	3-1
Overall.....	60-46

Regular Post

September	15-5	
October	12-14	
November	16-16	
December	12-9	
January	2-1	3-1

Playing at noon	19-10	
Playing at 3:30	21-22	1-1
Playing in prime time.....	17-13	2-0

Thursday	6-8	
Saturday.....	0-2	2-0
Sunday.....	47-30	1-1
Monday	4-5	

Fully closed stadium	34-26	3-1
Fully open stadium.....	11-11	
Roof open, doors closed	2-5	
Roof closed, doors open	10-3	

Playing against the NFC East.....	23-15	1-0
Playing against the NFC (non-NFC East).....	21-17	2-1
Playing against the AFC.....	13-13	

Team-by-team

Team	W	L	Pct	Team	W	L	Pct
Arizona.....	0	2	.000	Minnesota	1	1	.500
Atlanta.....	3	1	.750	New England ...	0	1	.000
Baltimore.....	1	0	1.000	New Orleans	2	2	.500
Buffalo.....	1	1	.500	N.Y. Giants.....	8	5	.615
Carolina	2	1	.667	N.Y. Jets.....	0	1	.000
Chicago.....	1	2	.333	Philadelphia	7	6	.538
Cincinnati.....	1	0	1.000	Pittsburgh.....	1	1	.500
Cleveland.....	1	1	.500	San Francisco...1	1	1	.500
Denver.....	0	2	.000	Seattle.....	2	2	.500
Detroit.....	3	1	.750	Tampa Bay.....	3	0	1.000
Green Bay.....	0	3	.000	Tennessee	0	2	.000
Houston.....	1	0	1.000	Washington.....	8	4	.667
Indianapolis.....	1	0	1.000				
Jacksonville	1	1	.500	Postseason			
Kansas City.....	1	0	1.000	Detroit.....	1	0	1.000
LA Chargers.....	0	2	.000	Green Bay.....	0	1	.000
LA Rams.....	3	1	.750	Philadelphia	1	0	1.000
Las Vegas.....	2	1	.667	Seattle.....	1	0	1.000
Miami.....	2	0	1.000				

The Cowboys 7-1 home mark in 2018 tied the 2016 team for the best home record by a Cowboys team since the stadium opened in 2009:

Most Single Season Wins at AT&T Stadium – Dallas Cowboys


Season	Wins	Consec. Wins	Home Record
2016.....	7	7	7-1
2018.....	7	4	7-1
2009.....	6	5	6-2
2011.....	5	4	5-3
2019.....	5	2	5-3
2013.....	5	3	5-3

389.5 27.0 7.91

Dallas' offense has averaged 389.5 yards-per-game at AT&T Stadium - third-most at home since 2009.

The Cowboys have scored 27.0 points-per-game at home since moving into AT&T Stadium - fourth in the NFL.

Dallas has averaged 7.91 yards-per-play at home since 2009, second in the NFL behind New Orleans (8.0).



★ THE DALLAS COWBOYS - A CHAMPIONSHIP TRADITION ★

SUPER BOWL CHAMPIONSHIPS

New England Patriots	6
Pittsburgh Steelers	6
DALLAS COWBOYS	5
San Francisco 49ers	5
Green Bay Packers	4
New York Giants	4
Denver Broncos	3
Oakland Raiders	3
Washington Redskins	3

SUPER BOWL APPEARANCES

New England Patriots	11
DALLAS COWBOYS	8
Pittsburgh Steelers	8
Denver Broncos	8
San Francisco 49ers	7
Green Bay Packers	5
Miami Dolphins	5
New York Giants	5
Oakland Raiders	5
Washington Redskins	5

POSTSEASON VICTORIES

New England Patriots	37
Pittsburgh Steelers	36
Green Bay Packers	36
DALLAS COWBOYS ...	35
San Francisco 49ers	32
Oakland Raiders	25
New York Giants	24

POSTSEASON APPEARANCES

Green Bay Packers	34
DALLAS COWBOYS ...	33
New York Giants	32
Pittsburgh Steelers	32
Minnesota Vikings	31
Cle./StL/LA Rams	30
Indianapolis Colts	29
New England Patriots	28
Philadelphia Eagles	27
San Francisco 49ers	27
Chicago Bears	27

POSTSEASON GAMES

DALLAS COWBOYS ...	63
Pittsburgh Steelers	62
Green Bay Packers	59
New England Patriots	58
San Francisco 49ers	51
Minnesota Vikings	50
New York Giants	49

CONSEC. POSTSEASON APPEARANCES

New England Patriots (2009-19) ...	11
DALLAS COWBOYS (1975-83) ...	9
Indianapolis Colts (2002-10)	9
DALLAS COWBOYS (1966-73) ...	8
Pittsburgh Steelers (1972-79)	8
Los Angeles Rams (1973-80)	8
San Francisco 49ers (1983-90)	8

CONSECUTIVE WINNING SEASONS

DALLAS COWBOYS (1966-85) ...	20
New England Patriots (2001-19) ...	19
Oakland Raiders (1965-80)	16
San Francisco 49ers (1983-98) ...	16
Chicago Bears (1930-44)	15
Green Bay Packers (1934-47) ...	14

ALL-TIME REGULAR SEASON WINNING %

Green Bay Packers	0.572
DALLAS COWBOYS	0.570
Baltimore Ravens	0.568
New England Patriots	0.564
Chicago Bears	0.563
Miami Dolphins	0.551
Minnesota Vikings	0.544

43 SEASONS OF .500-OR-BETTER	33 POSTSEASON APPEARANCE	24 DIVISION TITLES	16 NFL/NFC CHAMPIONSHIP GAME FINALIST	8 NFC CHAMPIONSHIPS	5 SUPER BOWL CHAMPIONSHIPS
1965 1982 2009 1966 1983 2011 1967 1984 2012 1968 1985 2013 1969 1991 2014 1970 1992 2016 1971 1993 2017 1972 1994 2018 1973 1995 2019 1974 1996 1975 1998 1976 1999 1977 2003 1978 2005 1979 2006 1980 2007 1981 2008	1966 1991 1967 1992 1968 1993 1969 1994 1970 1995 1971 1996 1972 1998 1973 1999 1975 2003 1976 2006 1977 2007 1978 2009 1979 2014 1980 2016 1981 2018 1982 1983 1985	1966 1992 1967 1993 1968 1994 1969 1995 1970 1996 1971 1998 1973 2007 1976 2009 1977 2014 1978 2016 1979 2018 1981 1985	1966 1975 1992 1967 1977 1993 1970 1978 1994 1971 1980 1995 1972 1981 1973 1982	1970 1992 1971 1993 1975 1995 1977 1978	1971 1992 1977 1993 1995



★ PRO BOWL COWBOYS ★

Since 2010 Dallas has selected 13 players that have gone on to make at least one Pro Bowl - tied for the third-most in the NFL over that span (Kansas City, 15; Minnesota, 14; Baltimore/Seattle, 13). Since 1989 Dallas has sent 53 different players to the Pro Bowl, and of those, Dallas drafted 37. Additionally, Cowboys draft picks have been selected to 79 Pro Bowls since 2002 (25 different players), which is 13 more than any other team over that span (Kansas City, 66):

COWBOYS PRO BOWL DRAFT PICKS SINCE 2002 (BY YEAR DRAFTED)

2002: Roy Williams (5)
2002: Andre Gurode (5)
2003: Terence Newman (2)
2003: Jason Witten (11)
2005: DeMarcus Ware (9 - 7 with Dallas)
2005: Marion Barber (1)
2005: Jay Ratliff (4)
2006: Jason Hatcher (1)
2007: Anthony Spencer (1)
2007: Nick Folk (1)
2008: Mike Jenkins (1)
2008: Martellus Bennett (1 - with Chicago)



2010: Dez Bryant (3)
2010: Sean Lee (2)
2011: Tyron Smith (7)
2011: DeMarco Murray (3 - 2 with Dallas)
2011: Dwayne Harris (1 - with N.Y. Giants)
2013: Travis Frederick (5)
2014: Zack Martin (6)
2014: DeMarcus Lawrence (2)
2015: Byron Jones (1)
2016: Dak Prescott (2)
2016: Ezekiel Elliott (3)
2016: Jaylon Smith (1)
2018: Leighton Vander Esch (1)



21

Since the start of 2016, Dak Prescott is responsible for 21 total touchdowns (18 passing, three rushing) when the game is within seven points in the fourth quarter or overtime, tied for sixth in the NFL over that span.

★ CENTURY MARK ★

Dak Prescott reached the century mark with 100 career passing touchdowns against the Seahawks (9/27/20), just three games into the fifth season of his career.

Prescott is the 25th quarterback in NFL history to reach 100 touchdowns through the air in the first five seasons of a career, and in that select group, he ranks 19th in pass touchdown percentage (4.62%), second in interception percentage (1.7%), fourth in passer rating (97.3) and fourth in touchdown/interception ratio (2.65):

Touchdown/INT Ratio - QBs with 100 TD in First Five Years

Player	Seasons	PassTD	INT	TD/INT
Patrick Mahomes.....	2017-21	139	35	3.97
Deshawn Watson.....	2017-20	104	36	2.88
Russell Wilson.....	2012-16	127	45	2.82
Dak Prescott	2016-20	106	40	2.65
Derek Carr.....	2014-18	122	54	2.26
Matt Ryan.....	2008-12	127	60	2.12
Dan Marino.....	1983-87	168	80	2.10

Prescott's touchdown prowess isn't limited to his aerial exploits, running over opposing defenses to the tune of 24 career rushing touchdowns - the most by a quarterback in Cowboys history. By reaching 100 passing touchdowns, he is one-of-three players in NFL history to record 100 touchdowns through the air and 20 touchdowns on the ground in the first five seasons of a career:

100 TD Throws with 20 Rush TDs - First Five Seasons

Player	Seasons	PassTD	RushTD	Tot TD
Cam Newton.....	2011-15	117	43	160
Jeff Garcia.....	1999-03	113	21	134
Dak Prescott	2016-20	106	24	130

Prescott hit the century mark in just 67 career starts, becoming the third-fastest quarterback in Cowboys history to reach 100 passing touchdowns:

Fastest Cowboys to 100 Passing Touchdowns

Player	Starts	Attempts	Yards	Pass TD
Tony Romo.....	53	1,758	14,186	101
Danny White.....	62	1,777	13,622	103
Dak Prescott	67	2,214	16,966	102

★ RAYNEING TOUCHDOWNS... ★

Rayne Dakota Prescott is responsible for 154 combined rushing, passing and receiving touchdowns through his first 79 NFL games, which ranks sixth in NFL history at the quarterback position:

Combined Touchdowns in a QBs First 79 Career Games

Player	TDs	Player	TDs
Dan Marino.....	183	Brett Favre.....	151
Aaron Rodgers.....	175	Patrick Mahomes.....	146
Andrew Luck.....	172	Peyton Manning.....	146
Daunte Culpepper.....	162	Matt Stafford.....	146
Cam Newton.....	162	Johnny Unitas.....	146
Dak Prescott.....	154	Kirk Cousins.....	145

★ FOURTH QUARTER WINS ★

Since taking over as the Dallas Cowboys starting quarterback in 2016, Dak Prescott has engineered his share of fourth quarter wins for the club. Included in his 48 regular season wins as a starter are 17 occasions in which he led the team to victory when the club was tied or trailing in the fourth quarter or overtime. Prescott's 17 wins are the second-most by a Dallas signal caller:

4th Quarter/OT Wins - Cowboys

Quarterback	Wins	Quarterback	Wins
Tony Romo.....	24	Roger Staubach.....	13
Dak Prescott.....	17	Danny White.....	11
Troy Aikman.....	15		

Below is a look at each of Prescott's 17 games in which the game was tied or the team trailed in the fourth quarter to pull out the win and his 4th quarter/OT stats:

Date	Opp	Score	Time	Left	Att	Com	Yds	TD	Int	Final Score
9/18/16	@Was	20-23	15:00	7	6	66	0	0	0	27-23
10/30/16	PHI*	13-23	7:48	20	11	135	2	0	0	29-23
11/13/16	@Pit	29-30	0:42	11	10	83	0	0	0	35-30
12/1/16	@Min	7-9	14:11	4	2	26	1	0	0	17-15
12/18/16	TB	17-20	15:00	6	6	41	0	0	0	26-20
9/25/17	@Ari	14-14	14:45	3	3	94	1	0	0	28-17
12/10/17	@NYG	10-10	9:29	6	4	158	2	0	0	30-10
12/17/17	@Oak	17-17	6:30	6	5	82	0	0	0	20-17
12/31/17	@Phi	0-0	12:19	9	6	75	1	0	0	6-0
9/30/18	DET	23-24	2:17	11	7	99	0	0	0	26-24
11/11/18	@Phi	20-20	7:27	8	7	88	1	0	0	27-20
11/18/18	@Atl	19-19	1:52	6	4	45	0	0	0	22-19
12/9/18	PHI*	23-23	1:39	12	11	94	1	0	0	29-23
12/30/18	@NYG	28-32	3:21	10	5	78	1	0	0	36-35
9/20/20	Atl	24-36	15:00	21	13	182	1	0	0	40-39
9/19/21	@LAC	17-17	3:54	8	7	47	0	0	0	20-17
10/17/21	@NE*	29-29	7:53	5	5	71	1	0	0	35-29

*italics indicate overtime and are reflected in the stats totals

Amongst all NFL quarterbacks, Prescott is tied for the fifth-most game-winning drives from 2016-21:

Game-Winning Drives - NFL (2016-21)

Player	Drives
Derek Carr, LV.....	22
Matthew Stafford, Det/LAR.....	20
Drew Brees, NO.....	18
Ryan Tannehill, Mia/Ten.....	18
Dak Prescott, Dal.....	17
Ben Roethlisberger, Pit.....	17
Russell Wilson, Sea.....	17

*Game Winning Drive = Fourth quarter drive that puts team ahead for the final time

*4th Quarter Comeback = Offense overcomes a deficit to win the game

Since 2016, Prescott is responsible for 21 total touchdowns (18 passing, three rushing) when the game is within seven points in the fourth quarter or overtime, tied for seventh in the NFL over that span:

4th Qtr & OT TDs, +/- 7 Points - NFL, 2016-21

Player	Total TDs	Player	Total TDs
Russell Wilson.....	29	Drew Brees.....	23
Derek Carr.....	27	Ben Roethlisberger.....	22
Matt Ryan.....	25	Dak Prescott.....	21
Aaron Rodgers.....	24	Ryan Tannehill.....	21

Additionally, Prescott is **20-for-21** on pass attempts in overtime in his career, which at 95.2% is the highest completion percentage in overtime of any quarterback since 1991 (min. 10 pass attempts).

★ DAK'S RECORD WHEN... ★

Since taking over as Dallas' starting quarterback in 2016, Dak Prescott has compiled a 48-31 regular season record in 79 career starts, and he is 1-2 in the postseason. Below is a look at Prescott's record under several different circumstances:

	Regular	Post
Playing at home:	28-13	1-1
Playing on the road:	20-18	0-1
Playing indoors:	24-12	1-1
Playing outdoors:	24-19	0-1
Playing against the NFC East:	21-6	
Playing against the NFC (non-NFC East): ..	17-13	1-2
Playing against the AFC:	10-12	
Playing on Thursday:	5-5	
Playing on Sunday:	39-25	1-2
Playing on Sunday night:	8-6	
Playing on Monday night:	4-1	
Playing on artificial turf:	36-23	1-1
Playing on natural grass:	12-8	0-1
Offense totals over 400 yards:	31-10	0-1
Throws for over 300 yards:	11-8	0-1
Throws for 200-299 yards:	29-14	1-1
Attempts more than 30 passes	24-27	1-2
Throws only one touchdown:	12-6	1-1
Throws more than one touchdown:	29-12	0-1
Completes 65.0%-or-more of his passes:.....	33-12	1-2
Averages more than 7.0 yards-per-attempt.....	40-10	0-2
Has more than one Big Play (25+) passing.....	27-11	1-1
Throws no interceptions:	36-10	0-1
Throws one interception:	10-11	1-1
Throws more than one interception:	2-10	
Records at least 100.0 passer rating:	36-5	0-1
Commits no turnovers.....	30-7	0-1
Against teams with winning record:	15-16	1-2
Against teams with .500 record:	11-8	
Against teams with losing record:	22-6	
Has at least one rush attempt.....	45-26	1-2
Has five-or-more rush attempts	18-5	1-0
Sacked one time-or-less:	26-9	1-1
Sacked more than once:	22-22	0-1
September:	12-8	
October:	12-7	
November:	13-10	
December:	11-5	
January:	0-1	1-2

Team-by-team							
Team	W	L	Pct	Team	W	L	Pct
Arizona	1	0	1.000	Miami	1	0	1.000
Atlanta	3	1	.750	Minnesota	1	1	.500
Baltimore	1	0	1.000	New England ...	1	1	.500
Buffalo	0	1	.000	New Orleans ...	1	1	.500
Carolina	1	1	.500	N.Y. Giants	8	2	.800
Chicago	1	1	.500	N.Y. Jets	0	1	.000
Cincinnati	1	0	1.000	Philadelphia	6	3	.667
Cleveland	1	1	.500	Pittsburgh	1	0	1.000
Denver	0	2	.000	San Francisco ..	2	0	1.000
Detroit	3	0	1.000	Seattle	0	3	.000
Green Bay	1	2	.333	Tampa Bay	2	1	.667
Houston	0	1	.000	Tennessee	0	1	.000
Indianapolis	0	1	.000	Washington	7	1	.875
Jacksonville	1	0	1.000				
Kansas City	1	1	.500				
LA Chargers	1	1	.500				
LA Rams	1	2	.333				
Las Vegas	1	1	.500				

Postseason

Green Bay	0	1	.000
L.A. Rams	0	1	.000
Seattle	1	0	1.000

★ DAK TO THE FUTURE ★

Now in his sixth pro season, Dak Prescott ranks third in completions (1,775), fifth in passing yards (20,566), attempts (2,669) and wins (48), sixth in passing touchdowns (128) and second in yards-per-attempt (7.71) in regular season team history:

Dallas Cowboys All-Time QB Chart

WINS AS STARTER

Troy Aikman	94
Roger Staubach	85
Tony Romo	78
Danny White	62
Dak Prescott	48

PASSING YARDS

Tony Romo	34,183
Troy Aikman	32,942
Roger Staubach	22,700
Danny White	21,959
Dak Prescott	20,566

ATTEMPTS

Troy Aikman	4,715
Tony Romo	4,335
Roger Staubach	2,958
Danny White	2,950
Dak Prescott	2,669

PASSING TOUCHDOWNS

Tony Romo	247
Troy Aikman	165
Danny White	155
Roger Staubach	153
Don Meredith	135
Dak Prescott	128

COMPLETIONS

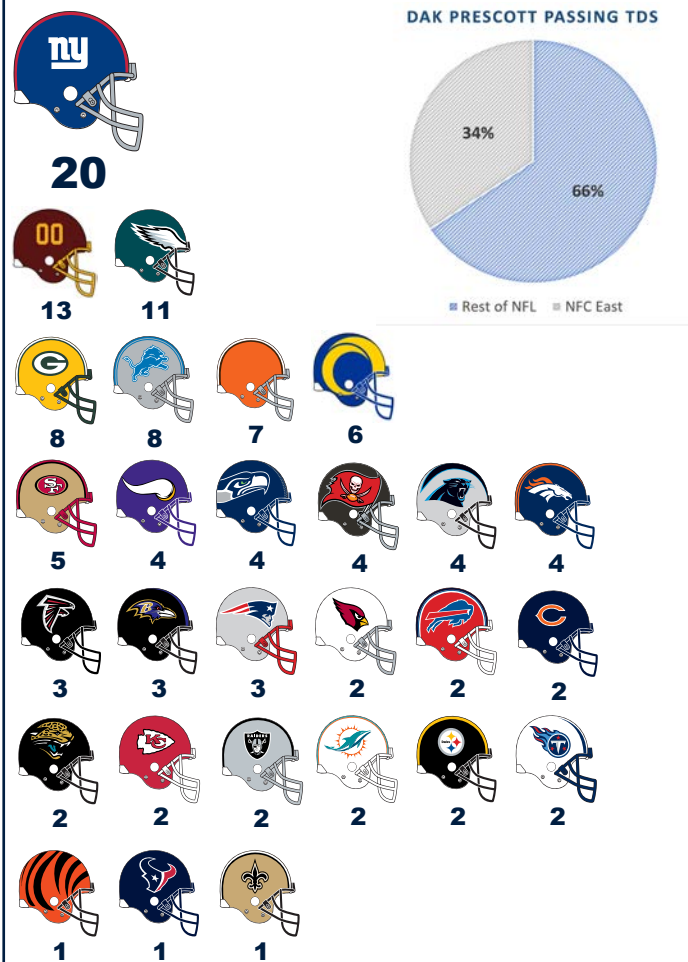
Troy Aikman	2,898
Tony Romo	2,829
Dak Prescott	1,775
Danny White	1,761
Roger Staubach	1,685

YARDS-PER-ATTEMPT

Tony Romo	7.89
Dak Prescott	7.71
Roger Staubach	7.67
Don Meredith	7.45
Danny White	7.44

★ PRESCOTT TDs BY TEAM ★

Dak Prescott has thrown a touchdown pass against 28 of the other 31 NFL teams in the regular season. Below is a team-by-team breakdown of his touchdowns through the air:



★ PRESCOTT TARGETS ★

In his sixth pro season, Dak Prescott has completed 1,775-of-2,669 passes for 20,566 yards with 128 touchdowns. Below is a breakdown of Prescott's targets by position and player:

Position Breakdown							
Comp.		Yds	TD	Comp.		Yds	TD
WR.....	1,028	13,719	87	RB.....	345	2,806	12
TE.....	391	3,978	29	FB.....	11	63	0

Player Breakdown by Completions									
Player		Com	Yds	TD	Player		Com	Yds	TD
E. Elliott.....		247	1,997	10	A. Hurns.....		20	295	2
A. Cooper.....		205	2,776	19	D. Thompson...		14	124	0
J. Witten.....		194	1,752	11	L. Dunbar.....		13	103	0
C. Beasley.....		174	1,774	12	A. Morris.....		9	53	0
D. Bryant.....		119	1,634	14	K. Smith.....		8	46	0
M. Gallup.....		130	2,125	9	M. Turner.....		7	51	2
T. Williams.....		97	1,162	3	B. Bell.....		5	71	0
D. Schultz.....		77	873	6	D. Smith.....		5	113	1
C. Lamb.....		71	1,040	8	R. Switzer.....		5	39	0
B. Jarwin.....		69	774	8	J. Hanna.....		4	88	1
R. Cobb.....		55	828	3	R. Gathers.....		3	45	0
T. Pollard.....		46	385	1	G. Escobar.....		3	23	1
C. Wilson.....		44	545	4	S. McKeon.....		3	24	1
G. Swaim.....		33	328	1	L. Whitehead...		2	40	0
B. Butler.....		30	533	6	J. Olawale.....		2	13	0
R. Smith.....		29	266	1	D. McFadden...		2	6	0
N. Brown.....		28	308	0	V. Bryant.....		1	15	1
T. Austin.....		21	317	3					

Prescott has thrown 128 touchdown passes - good for sixth all-time in team history. Below is his individual touchdown totals:

Player	TDs	Player	TDs
Amari Cooper.....19		Randall Cobb.....3	
Dez Bryant.....14		Terrance Williams.....3	
Cole Beasley.....12		Allen Hurns.....2	
Jason Witten.....11		Malik Turner.....2	
Ezekiel Elliott.....10		Gavin Escobar.....1	
Michael Gallup.....9		James Hanna.....1	
Blake Jarwin.....8		Rod Smith.....1	
CeeDee Lamb.....8		Geoff Swaim.....1	
Brice Butler.....6		Devin Smith.....1	
Dalton Schultz.....6		Tony Pollard.....1	
Cedrick Wilson.....4		Ventell Bryant.....1	
Tavon Austin.....3		Sean McKeon.....1	

italics indicate current Cowboy

★ TOUCHDOWN BREAKDOWN ★

Dak Prescott has thrown 128 touchdown passes. Below is a look at Prescott's touchdown totals by quarter, down and distance:

Quarter	Down	Distance
1st Quarter ... 21	1st Down 38	0-9 Yards 39
2nd Quarter ... 43	2nd Down 55	10-19 Yards 33
3rd Quarter ... 25	3rd Down 32	20-29 Yards 25
4th Quarter ... 36	4th Down 3	30-39 Yards 9
OT 3		40-49 Yards 11
		50+ Yards 11

★ QBs MULTIPLE TOUCHDOWNS ★

Dak Prescott had seven multiple passing touchdown games in 2016, tied for fourth by a rookie in NFL history. He had six multi-touchdown passing games in 2018, nine in 2019, two in 2020 and has eight in 2021. His 41 total games are t-fifth in team history:

Multiple Passing Touchdown Games			
Player	Games	Player	Games
Tony Romo.....79		Troy Aikman.....43	
Roger Staubach.....48		Don Meredith.....41	
Danny White.....44		Dak Prescott.....41	

Prescott also notched four games with three-plus touchdown passes in 2016 - tying the most by a rookie quarterback in NFL history. It was also eighth-most in the NFL in 2016 by any quarterback.

After four more in 2017, two in 2018, six in 2019, two in 2020, and five in 2021 he has 23 in total - second on the team's all-time three-touchdown games list:

Three Passing-Touchdown Games			
Player	Games	Player	Games
Tony Romo.....40		Roger Staubach.....17	
Dak Prescott.....23		Don Meredith.....14	
Danny White.....20		Troy Aikman.....10	

★ QB RATINGS AT 100.0 ★

Dak Prescott established the most games with a 100.0 rating by a quarterback in a season in team history with 11 in 2016:

Single-Season 100.0 QB Rating Games		
Player	Games	Season
Dak Prescott*	11	2016
Tony Romo.....	10	2007
Tony Romo.....	10	2014

**denotes rookie*

Prescott has seven games with a 100.0 rating in 2021, and his 41 games with at least a 100.0 rating rank third in team history:

Career 100.0 QB Rating Games			
Player	Games	Player	Games
Tony Romo.....	67	Roger Staubach.....	37
Troy Aikman.....	44	Danny White.....	33
Dak Prescott.....	41	Craig Morton.....	24

Prescott's 41 games with at least a 100.0 rating from 2016-21 trail only Russell Wilson (2012-17) for the most games by a quarterback in his first six seasons in NFL history:

100.0 QB Rating Games - First Six Seasons		
Player	Games	Seasons
Russell Wilson.....	46	2012-17
Dak Prescott.....	41	2016-21*
Ben Roethlisberger.....	37	2004-09
Andy Dalton.....	36	2011-16
Matt Ryan.....	36	2008-13
Patrick Mahomes.....	33	2018-21*

**Has not completed sixth NFL season*

He continues to add to his resume, and through his first 79 starts, Prescott sits at 41 games with a 100.0 rating, the third-most through 79 starts in NFL history:

Player	GS	100.0 Rtg Games	W/L	Win%
Aaron Rodgers.....	79	47	38-9	.809
Tony Romo.....	79	43	34-9	.791
Dak Prescott.....	79	41	36-5	.878
Philip Rivers.....	79	40	32-8	.800
Russell Wilson.....	79	38	34-4	.895

Prescott tied the second-most 100.0 rating games in 2019, tallying eight, and after two in his shortened 2020 season, he has seven in 2021. Since 2016, Prescott has recorded 25 games with a 100.0 passer rating at AT&T Stadium - second by any quarterback in his home venue during that span:

Player	100.0 Rtg Games	W/L	Win%
Drew Brees.....	26	21-5	.808
Dak Prescott.....	25	21-4	.840
Russell Wilson.....	24	19-5	.792
Tom Brady.....	23	22-1	.957
Aaron Rodgers.....	22	21-1	.955

Prescott has recorded a passer rating of 100.0-or-better in seven-of-10 games played in 2021, which is tied with three others for the most 100.0-rating games in the league:

2021 Games with 100.0 QB Rating			
Player	100.0 Gms	Player	100.0 Gms
Josh Allen.....	7	Jimmy Garoppolo.....	6
Kirk Cousins.....	7	Mac Jones.....	6
Dak Prescott.....	7	Kyler Murray.....	6
Tom Brady.....	6	Aaron Rodgers.....	6
Teddy Bridgewater.....	6	Matt Stafford.....	6
Joe Burrow.....	6	Carson Wentz.....	6

Prescott is also tied for the NFL lead with five games of a 100.0 passer rating and three-plus touchdown tosses:

2021 Games with 100.0 QB Rating, Three Touchdowns			
Player	100.0 Gms	Player	100.0 Gms
Dak Prescott.....	5	Justin Herbert.....	4
Matt Stafford.....	5	Patrick Mahomes.....	4
Tom Brady.....	4	Kyler Murray.....	4
Joe Burrow.....	4	Two players tied.....	3
Kirk Cousins.....	4		

★ QB WINS ★

In his sixth season as the starting quarterback of the Dallas Cowboys, Dak Prescott has proven to be a winner, as his 48 victories rank fifth in team history. His 13 wins in 2016 were the most by a rookie quarterback in NFL history, and he followed that up with a 9-7 record in 2017, a 10-6 mark in 2018, an 8-8 record in 2019, 2-3 in 2020 and 6-4 thus far in 2021.

Overall, Prescott's 48 wins are tied for fourth from 2016-21:

Wins by Starting QB - 2016-21

Player	Wins	Games	Win%
Tom Brady, NE/TB	65	86	.755
Aaron Rodgers, GB	55	82	.670
Russell Wilson, Sea	54	87	.626
Drew Brees, NO	48	70	.686
Dak Prescott, Dal	48	79	.608
Ben Roethlisberger, Pit	48	72	.667

Since 2016, Prescott has the second-most wins against his own division, going 21-6 in games he has started against the NFC East:

Player	Wins	Player	Wins
Tom Brady, NE/TB	24	Aaron Rodgers, GB	20
Dak Prescott, Dal	21	Matt Ryan, Atl	19

★ FOUR STAR RATING ★

Dak Prescott reached 1,500 pass attempts in the first week of 2019, qualifying him for the all-time NFL passing record books. Prescott ranks sixth in NFL annals in QB Rating, edging out Tony Romo as the highest-rated passer in Cowboys history:

All-Time NFL Quarterback Rating

Player	Att	Cmp	Pct	Yds	TD	Int	TD/INT	
							Ratio	Rate
Patrick Mahomes	2,136	1,408	65.9	17,352	139	35	3.97	105.7
Deshaun Watson	1,748	1,186	67.8	14,539	104	36	2.89	104.5
Aaron Rodgers	6,960	4,532	65.1	54,123	435	93	4.68	104.0
Russell Wilson	4,526	2,944	65.0	35,510	277	84	3.30	101.6
Drew Brees	10,551	7,142	67.7	80,358	571	243	2.35	98.7
Kirk Cousins	4,068	2,728	67.1	31,385	213	87	2.45	98.7
Dak Prescott	2,669	1,775	66.5	20,566	128	47	2.72	98.3
Tom Brady	11,055	7,087	64.1	82,607	611	200	3.06	97.5
Tony Romo	4,335	2,289	65.3	34,183	248	117	2.12	97.1
Steve Young	4,149	2,667	64.3	33,124	232	107	2.17	96.8

★ PASS, NO PICKS ★

Dak Prescott recorded a streak of 291 consecutive passes without an interception, spanning the last five games of 2019 and the first three games of 2020. The streak is the longest in Cowboys history, and at the time, it was the 10th-longest in NFL history. Aaron Rodgers holds the record with 402 consecutive passes in 2018:

Consecutive Passes With No INT - NFL History

Player	Season	Consec. Passes	No. Of Games
1. Aaron Rodgers	2018	402	11
2. Tom Brady	2010-11	358	12
3. Derek Carr	2018	332	12
10. Dak Prescott	2019-20	291	8

Prescott set the Cowboys record for consecutive passes without a pick in Week 1, 2020 at the LA Rams - breaking Troy Aikman's 20-year record of 216 consecutive throws from the 1999 season - and continued to Week 3, 2020 at Seattle before an interception in the second quarter.

Dallas Cowboys Consecutive Passes With No INT

Player	Season	Consec. Passes	No. Of Games
Dak Prescott	2019-20	291	8
Troy Aikman	1999	216	8
Troy Aikman	1995	184	7
Dak Prescott	2016	184	6

★ TIGHT WINDOW THROWS ★

Dak Prescott ranks seventh in the NFL in 2021 with 64 tight window throws (throws with less than one yard of separation from nearest defender) and is completing 32.8% of those passes. The NFL average for tight window completion percentage over the last five seasons is 34.2%. Below are Prescott's tight window throws by season.

Season	Tight Wndw Throws	Tight Wndw Comp	Tight Wndw Comp%
2021	64	21	32.8%
2020	34	12	35.3%
2019	106	42	39.6%
2018	92	36	39.1%
2017	93	41	44.1%
2016	96	41	42.7%

★ TOUCHDOWN-TO-INTERCEPTION RATIO ★

Dak Prescott has shown prolific decision making in his career, throwing only 47 interceptions against 128 touchdown passes. Prescott also knows when to tuck the ball and attack with his legs, scoring an additional 25 touchdowns on the ground in his five-plus NFL seasons. Among all qualifying quarterbacks (1,500 pass attempts), Prescott ranks sixth all-time with a 2.72 touchdown/interception ratio, and he is one-of-four quarterbacks in league annals to record fewer than 50 interceptions on at least 2,000 pass attempts (2,669 att., 47 int.), joining Nick Foles (2,010 att and 43 int), Case Keenum (2,149 att and 47 int) and Patrick Mahomes (2,136 att, 35 int).

HIGHEST TD/INT RATIO IN NFL HISTORY



★ AERIAL ACCOLADES ★

Dak Prescott led the league with 25 completions of 20-plus yards in 2020 before his season-ending injury in Week 5. In 2021 he is tied for ninth with 37 long completions, but he is tied for second with nine 20-plus yard touchdowns:

2021 20+ Yard Touchdown Pass Leaders

Player	Team	Com	20+ Com	TD	20+ TD	20+ TD%
Joe Burrow	Cin	235	35	22	12	54.5%
Tom Brady	TB	309	47	30	9	30.0%
Dak Prescott	Dal	261	37	22	9	40.9%
Patrick Mahomes	KC	294	37	25	8	32.0%
Three players tied	--	--	--	--	7	--

Prescott's long touchdowns haven't just come from catch-and-run opportunities, as he is tied for the fifth-most touchdown completions of 21+ air yards in 2021:

2021 Touchdowns on Deep Throws of 21+ Air Yds

Player	Att	Com	Yds	TD	Rating
Taylor Heinicke	39	15	438	7	88.5
Joe Burrow	38	14	559	6	113.5
Derek Carr	49	23	799	6	107.4
Patrick Mahomes	47	19	613	6	109.7
Kyler Murray	31	18	612	5	102.6
Dak Prescott	37	13	612	5	94.0

★ FIRST DOWNS FOR 4 ★

Dak Prescott has completed 261-of-376 passes through 10 games in 2021, and he ranks sixth in the NFL in 2021 with 147 passing first downs. His first down rate of 39.1% (147-of-376) ranks third in 2021, and since 1991 when the stat began to be tracked, it is seventh in a single season in Cowboys history:

Single-Season Passing First Down Rate

Player	Season	Com	Att	Yards	1st	1st%
Tony Romo	2014	304	435	3,705	189	43.4%
Tony Romo	2006	220	337	2,903	143	42.4%
Tony Romo	2007	335	520	4,211	215	41.3%
Troy Aikman	1991	237	363	2,754	148	40.8%
Troy Aikman	1995	280	432	3,304	173	40.0%
Dak Prescott	2016	311	459	3,667	182	39.7%
Dak Prescott	2021	261	376	2,932	147	39.1%
Tony Romo	2011	346	522	1,184	203	38.9%
Dak Prescott	2019	365	563	4,599	216	38.4%

Since 1994 when the data became available, the best first down percentage in a full season among quarterbacks is 46.7% by Peyton Manning in 2004.

★ MOVE THE CHAINS ★

Dak Prescott threw 29 first downs against Cleveland (10/4/20), the most in a single game in Cowboys history and the most by any NFL quarterback in a single game since at least 1994, when the data became available:

Player	Opp, Date	1stD
Dak Prescott	vs. Cle, 10/4/20	29
Billy Volek	vs. Oak, 12/19/04	28
Matt Stafford	vs. GB, 1/1/12	27
Jared Goff	vs. TB, 9/29/19	27

Prescott then threw for 25 first downs at New England (10/17/21), which is the second-highest total in franchise history:

Player	Opp, Date	1stD
Dak Prescott	vs. Cle, 10/4/20	29
Dak Prescott	at NE, 10/17/21	25
Dak Prescott	vs. Phi, 12/9/18	23
Tony Romo	at NYG, 12/6/09	23

Prescott has 147 passing first downs on 376 pass attempts in 2021- sixth in the league - and his first down percentage of 39.1% ranks third:

Highest Passing First Down Pct in 2021

Player	Att	1stD	1stD%
Kyler Murray	256	103	40.2%
Matt Stafford	400	266	39.5%
Dak Prescott	376	147	39.1%
Patrick Mahomes	449	175	39.0%
Jimmy Garoppolo	280	108	38.6%

★ RAYNE MAN ★

Dak Prescott has proven to be a threat with his feet during his young career, and through his first 79 games, he has surpassed 1,000 career rushing yards (1,405) - the fourth Cowboys quarterback to reach that milestone. Prescott did it in 50 games, tying Roger Staubach for the fewest games to the mark.

Overall, Prescott ranks first in rushing scores (25), second in rushing yards (1,408) and third in carries (286) among Cowboys quarterbacks all-time:

All-Time Dallas Cowboys QB Rushing Yard Leaders

Player	Att	Yards	Avg	Long	TD
Roger Staubach	410	2,264	5.5	33	20
Dak Prescott	286	1,408	4.9	42	25
Don Meredith	242	1,216	5.0	28	15
Troy Aikman	327	1,016	3.1	25	9

Prescott has notched 25 rushing scores since his rookie season, third by any NFL quarterback from 2016-21:

QB Rush TDs - 2016-21

Player	Rush TDs
Cam Newton, Car/NE	30
Josh Allen, Buf	28
Dak Prescott, Dal	25
Lamar Jackson, Bal	21

Prescott's 25 rushing touchdowns tie for fourth in NFL history through the first 79 games of a quarterback's career, post merger:

QB Rush TDs - First 79 Games

Player	Rush TDs
Cam Newton, Car	44
Daunte Culpepper, Min	29
Josh Allen, Buf	28
Dak Prescott, Dal	25
Steve McNair, Ten	25
Three players tied	23

Prescott has set various rushing records by a Cowboys QB:

Dak Prescott QB Rushing Records

Team Record Set	Total	Year
Rush Yards by a QB, Single Season	357	2017
Rush TDs by a QB, Single Season	6	2016, 18
Rush TDs by a QB, Career	25	2016-21
Rush Atts by a QB, Single Season	75	2018
Rush Atts by a Rookie QB, Single Season	57	2016
Longest Rush by a QB	42	2019
Rush TDs, Single Game	3	2020
Rush Attempts, Single Game	11	2018

★ I JUST FELT LIKE RUNNING ★

Dak Prescott has 128 touchdown passes and 25 rushing touchdowns since entering the NFL in 2016, joining Daunte Culpepper and Cam Newton as the only players with at least 125 touchdown passes and 25 rushing touchdowns in their first six seasons in league history.

Additionally, Prescott has 17 career games with at least one passing score and one rushing score, the fourth-most such games by a quarterback in his first six seasons in NFL annals:

Games with a Pass TD and Rush TD in First Six NFL Seasons

Player	Seasons	Games
Cam Newton	2011-16	35
Daunte Culpepper	1999-04	20
Josh Allen	2018-21	19*
Dak Prescott	2016-21	17*

*Have not completed sixth NFL season

★ BOMBS AWAY ★

Since he entered the league in 2016, Prescott has thrown 11 touchdown passes of more than 50 yards, trailing only seven other quarterbacks over the last six seasons:

Touchdown Passes of 50+ Yards Since 2016

Player	TDs	Player	TDs
Kirk Cousins, Was/Min	14	Russell Wilson, Sea	13
Tom Brady, TB	13	Philip Rivers, LAC	12
Patrick Mahomes, KC	13	Derek Carr, LV	12
Ryan Tannehill, Mia/Ten	13	Dak Prescott, Dal	11

★ MOVING UP THE CHARTS ★

Dak Prescott has 19 games with at least 300 yards through the air - second in Cowboys history:

Player	Games
Tony Romo	46
Dak Prescott	19
Troy Aikman	13
Danny White	10
Don Meredith	7

His 19 games from 2016-21 are the second-most through a player's first six seasons in Cowboys history (Romo's 24 rank first).

★ 400 FOR 4 ★

Dak Prescott started the 2020 season in historic fashion, setting a NFL record for consecutive games with 450 passing yards (three). By adding another 400-yard game in the first week of 2021, Prescott became the first player in NFL history to throw for 400 yards four times in a five-game span:

Opp, Date	Pass Yds
vs. Atl, 9/20/20	450
at Sea, 9/27/20	472
vs. Cle, 10/4/20	502
vs. NYG, 10/11/20*	166
at TB, 9/9/21	403

*Prescott missed rest of 2020 season due to injury

★ QUICK DRAW DAK ★

Dak Prescott is recording an average time to throw of 2.65 seconds on his pass attempts in 2021 - per PFF, which ranks 12th:

Player	Avg Release	Player	Avg Release
B. Roethlisberger	2.32	M. Stafford	2.62
T. Brady	2.37	M. Ryan	2.62
M. Jones	2.51	A. Rodgers	2.62
R. Tannehill	2.52	J. Herbert	2.63
J. Garoppolo	2.53	D. Prescott	2.65
K. Cousins	2.55	J. Goff	2.66
J. Burrow	2.59	D. Jones	2.67

As his career has progressed, Prescott has gotten rid of the ball faster, as seen by his average time to throw (ATT) by year:

Year	ATT	Year	ATT
2021	2.65	2018	2.86
2020	2.59	2017	2.80
2019	2.81	2016	2.88

★ PRESSURE IS PRIVILEGE ★

Dak Prescott has attempted 89 passes in the face of increased pressure brought by the blitz in 2021 - and has thrown 15 touchdowns, most in the league (through Week 11):

Most Touchdown Passes Against the Blitz - 2021 Season

Player	Att	Com	Yds	TD	Rating
Dak Prescott	100	58	731	15	108.0
Tom Brady	96	65	832	12	112.5
Joe Burrow	73	51	730	9	124.4
Teddy Bridgewater	71	56	752	7	143.7
Matthew Stafford	84	61	706	7	125.4
Kirk Cousins	105	68	860	7	112.4

★ ANY/A GIVEN SUNDAY ★

Dak Prescott also ranks in the upper echelon in terms of adjusted net yards-per-attempt (ANY/A)*, which is a metric that weighs sacks, places a heavier penalty on interceptions and has a strong correlation with points scored by the offense.

2021 Quarterback ANY/A

Player	Att	Com	Yards	TD	INT	Sks	ANY/A
M. Stafford	400	266	3,316	27	9	16	7.97
K. Murray	256	186	2,276	17	7	18	7.82
K. Cousins	406	275	3,013	23	3	15	7.66
A. Rodgers	373	247	2,878	23	4	21	7.66
D. Prescott	376	261	2,932	22	7	17	7.52
J. Garoppolo	280	187	2,342	13	6	18	7.45
T. Brady	457	309	3,403	30	9	14	7.44
D. Carr	413	278	3,414	17	9	25	7.30

ANY/A Formula: ((pass yards + 20(pass TD)) - (45*(interceptions thrown) - sack yards))/(passing attempts + sacks)

★ ZERO TO 400, REAL QUICK ★

Dak Prescott surpassed 400 yards through the air three times each in 2019 and 2020 - tied with Tony Romo (2012) for the most 400-yard games in a single season in Cowboys history:

Player	Team	Season	Games w/ 400 Yds
Tony Romo	Dal	2013	Three
Dak Prescott	Dal	2019	Three
Dak Prescott	Dal	2020	Three

Prescott's three games with 400 yards are also the second-most in a single season in NFL history behind only Dan Marino, Peyton Manning and Ryan Fitzpatrick - all with four:

Player	Team	Season	Games w/ 400 Yds
Dan Marino	Mia	1984	Four
Peyton Manning	Den	2013	Four
Ryan Fitzpatrick	TB	2018	Four
Tony Romo	Dal	2013	Three
Dak Prescott	Dal	2019	Three
Dak Prescott	Dal	2020	Three
Dan Marino	Mia	1986	Three
Aaron Rodgers	GB	2018	Three
Eli Manning	NYG	2011	Three
Philip Rivers	SD	2013	Three

Prescott now has nine career 400-yard games after adding two 400-yard performances in 2021, the most by any quarterback since 2016:

Player	400-Yd Games
Dak Prescott	9
Patrick Mahomes	6
Tom Brady	5
Kirk Cousins	5
Ryan Fitzpatrick	5
Aaron Rodgers	5

Prescott's nine 400-yard games are also tied for the most by any passer in the first six seasons of a career:

Player	Seasons	400-Yd Games
Dan Marino	1984-88	9
Dak Prescott	2016-21	9
Patrick Mahomes	2018-21	6
Matt Stafford	2009-13	6

Prescott owns the Cowboys record for the most 400-yard games in a Cowboys career:

Player	400-Yd Games	W/L	Win%
Dak Prescott	9	5-4	.556
Tony Romo	5	0-5	.000
Don Meredith	2	1-1	.500
Troy Aikman	1	0-1	.000
Kellen Moore	1	0-1	.000

Dak Prescott Career 400-Yard Games

Opp, Date	Att	Com	Yards	W/L
vs. Cle, 10/4/20	58	41	502	L
at Sea, 9/27/20	57	37	472	L
vs. GB, 10/6/19	44	27	463	L
vs. Phi, 12/9/18	54	42	455	W
vs. Atl, 9/20/20	47	34	450	W
at NE, 10/17/21	51	31	445	W
at Det, 11/17/19	46	29	444	W
vs. NYG, 9/8/19	32	25	405	W
at TB, 9/9/21	58	42	403	L

Prescott is the only quarterback in Cowboys history to pass for 400 yards in consecutive games, and his three-game streak is tied for the longest streak in NFL history with Ryan Fitzpatrick (2018).

Prescott set an NFL record by passing for at least 450 yards in three straight games (9/20/20 vs. Atl - 10/4/20 vs. Cle), surpassing Jameis Winston (two game streak in 2019):

Player	Season	Games	Yards	TD	W/L
Dak Prescott	2020	3	1,424	8	1-2
Jameis Winston	2019	2	914	8	2-0

Prescott's 1,424 yards over the three-game stretch (9/20/20 vs. Atl - 10/4/20 vs. Cle) are the most by any NFL quarterback over a three-game stretch in league history.

★ COMPLETE CONTROL ★

Dak Prescott ranks fourth in completion percentage in 2021, recording a career-best 69.4% completion rate so far:

Highest Completion Percentage Among QBs in 2021

Player	Att	Comp	Yards	Pct	TD	Rating
Kyler Murray	256	186	2,276	72.7%	17	110.4
Tua Tagovailoa	234	165	1,701	70.5%	10	94.7
Mac Jones	381	268	2,850	70.3%	16	97.1
Dak Prescott.....	376	261	2,932	69.4%	22	104.2
Joe Burrow	339	235	2,835	69.3%	22	101.6

Prescott has been extremely accurate, but not at the detriment of pushing the ball down field, passing for 2,932 yards and 7.80 yards-per-attempt on the year. His completion percentage would rank second in single-season team history:

Highest Single-Season Comp.%, Cowboys History

Player	Season	Comp	Attempts	Comp%
Tony Romo	2014	304	435	69.9%
Dak Prescott.....	2021	261	376	69.4%
Troy Aikman.....	1993	271	392	69.1%
Dak Prescott.....	2016	311	459	67.8%
Dak Prescott.....	2018	356	526	67.7%

Drew Brees holds the NFL record for completion percentage in a season, 74.4% in 2018.

★ YOU COMPLETE ME ★

Dak Prescott completed 23-of-27 passes in Week 2 at the Chargers (9/19), registering a completion percentage of 85.2% that ranks second in the league in 2021 (Baker Mayfield, 90.5% vs. Hou) and fourth in his career in a single game.

Prescott Career Games with 85.0% Completion Percentage

Opp, Date	Att	Comp	Yards	Pct	TD	INT
vs. TB, 12/18/16	36	32	279	88.9%	0	0
at Was, 9/15/19	30	26	269	86.7%	3	1
vs. NO, 11/29/18	28	24	249	85.7%	1	0
at LAC, 9/19/21	27	23	237	85.2%	0	1

Since he entered the league in 2016, Prescott's four games with a completion percentage over 85.0% are tied for the most by any quarterback:

Games with 85.0% Completion Percentage, NFL Since 2016

Player	Games	W/L
Dak Prescott.....	4	4-0
Derek Carr	4	3-1
Drew Brees	3	3-0
Lamar Jackson	3	3-0

★ MULTIPLE TD MAESTRO ★

Dak Prescott threw three touchdown passes in four consecutive games, starting against Philadelphia (9/27) through the game at New England (10/17). Prescott is the first player in Cowboys history to record four consecutive games with three-or-more touchdowns through the air. It was the longest streak in the NFL in 2021 and was tied for the 11th-longest in league history:

Longest Streak of Games with Three TD Passes - NFL

Player	Gms	Player	Gms
Tom Brady (2007)	10	Peyton Manning (2012).....	5
Andrew Luck (2018)	8	Aaron Rodgers (2011).....	5
Peyton Manning (2004)	8	Steve Young (1998).....	5
Dan Marino (1986-87)	7	Bobby Layne (1951).....	5
Russell Wilson (2015).....	5	Dak Prescott (2021).....	4
Aaron Rodgers (2012-13).....	5	Many others tied.....	4

Prescott had a streak of six consecutive games with multiple touchdown passes that broke at Kansas City (11/21) - the longest streak of his career. The six-game clip is also tied for the third-longest in Cowboys history:

Longest Cowboys Streaks with Multiple TD Passes

Player	Gms	Player	Gms
Don Meredith (1965-66)	13	Tony Romo (2007).....	6
Tony Romo (2006-07)	7	Danny White (1983)	6
Dak Prescott (2021)	6	Seven instances	5

★ THIRD DOWN DARLING ★

Dak Prescott's ability to make the play that extends the drive on third down should not be overlooked, as he is posting a first down on 40-of-90 third down attempts in 2021 - 10th-highest percentage in the league:

First Down Passing Percentage on Third Downs in 2021

Player	Att	Comp	Yards	1stD	1stD Pct
Matt Stafford	85	51	819	43	50.6%
Josh Allen	93	53	697	47	50.5%
Patrick Mahomes.....	97	63	744	49	50.5%
Justin Herbert	109	67	897	52	47.7%
Joe Burrow	93	65	810	44	47.3%
Tyrod Taylor	55	32	450	25	45.5%
Jimmy Garoppolo	71	43	687	32	45.1%
Mac Jones	100	66	717	45	45.0%
Matt Ryan	107	72	725	48	44.9%
Dak Prescott.....	90	57	700	40	44.4%

Due in large part to Prescott's proficiency, the Cowboys have been good on third downs so far in 2021, converting 42.4% (61-of-144) of their third down tries - ninth in the NFL. There has only been one Cowboys team to finish a season with a third down percentage above 50.0% in franchise history - the 1978 team that converted 50.2% of its third down attempts:

Highest Cowboys Third Down Conversion Percentage

Season	Att	Conv	Pct
1. 1978	235	118	50.2%
2. 1979	241	120	49.8%
3. 1980	243	120	49.4%
4. 2006	205	100	48.8%
5. 2014	201	95	47.3%
16. 2021	144	61	42.4%

Below is a breakdown of the Cowboys third down conversions by distance in 2021:

3rd & Short (<4 Yds)	3rd & Med (4-6 Yds)	3rd & Long (>6 Yds)	3rd & 10+
32-47 (68.1%)	18-36 (50.0%)	11-61 (18.0%)	4-31 (12.9%)
Rank: t-7th	Rank: t-4th	Rank: 29th	Rank: 24th

★ GUESS WHO'S DAK ★

Dak Prescott has returned from his 2020 season-ending ankle injury with a renewed purpose and focus in 2021, and he ranks fifth in the NFL in passer rating on his comeback tour:

2021 NFL Quarterback Rating

Player	Att	Comp	Pct	Yds	TD	Int	Ratio	Rate
Kyler Murray	256	186	72.7	2,276	17	7	2.43	110.4
Aaron Rodgers	373	247	66.2	2,878	23	4	5.75	105.5
Kirk Cousins	406	275	67.7	3,013	23	3	7.67	105.3
Matt Stafford	400	266	66.5	3,316	27	9	3.00	105.2
Dak Prescott.....	376	261	69.4	2,932	22	7	3.15	104.2
Tom Brady	457	309	67.6	3,403	30	9	3.33	103.1

Perhaps most impressive is Prescott's late game prowess, as he ranks third with a 109.7 passer rating in the second half/OT:

2021 QB Passer Rating in Second Half/OT

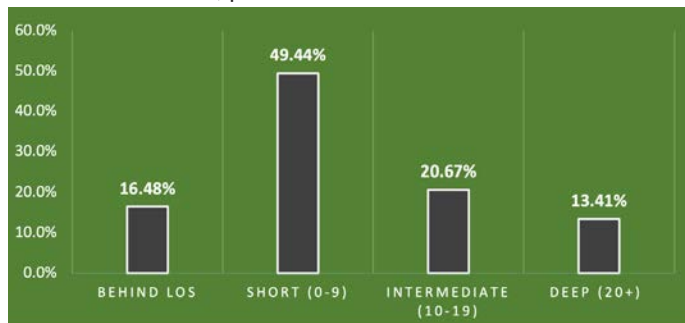
Player	Att	Comp	Yards	Pct	TD	Rating
Matthew Stafford	193	126	1,682	65.3%	12	111.4
Tom Brady	199	141	1,512	70.9%	12	110.8
Dak Prescott.....	179	127	1,424	70.9%	12	109.7
Aaron Rodgers	163	107	1,351	65.6%	12	108.2

445

Dak Prescott threw for 445 yards at New England (10/17) in Week 6 - the most passing yards ever allowed by a Bill Belichick-coached Patriots defense - a span of 21 years and 336 games.

★ PASSING DEPTH CHART ★

Below is a chart detailing Dak Prescott's attempts by distance for the 2021 season, per *Pro Football Focus*:



Outside Left	Between Numbers	Outside Right
8/17	6/13	5/18
251	178	173
0 TD, 0 INT	2 TD, 2 INT	4 TD, 1 INT
93.4 NFL	92.6 NFL	83.6 NFL
14/22	17/33	11/19
183	275	161
4 TD, 0 INT	0 TD, 3 INT	4 TD, 0 INT
129.4 NFL	41.9 NFL	125.2 NFL
27/39	77/93	41/45
274	704	361
2 TD, 1 INT	3 TD, 0 INT	2 TD, 0 INT
95.5 NFL	109 NFL	114.9 NFL
22/24	20/22	13/13
148	139	85
0 TD, 0 INT	0 TD, 0 INT	1 TD, 0 INT
92.4 NFL	93 NFL	119.6 NFL

Statistics: COM/ATT
YDS (YAC)

★ ELITE COMPANY ★

Dak Prescott has thrown 22 touchdown passes through his first 10 games of 2021. He is tied for the second-most passing touchdowns through the first 10 games played in any season in team history:

Most TD Passes Through 10 Games, Team History

Player	Season	Gms Played	Pass TD
Tony Romo	2007	10	27
Don Meredith	1966	10	22
Dak Prescott	2021	10	22
Tony Romo	2013	10	21
Danny White	1983	10	21
Dak Prescott	2019	10	21
Tony Romo	2011	10	19

★ ROAD WARRIOR ★

Prescott has a 20-18 record as the starting quarterback when he plays on the road in his career:

Prescott Road Stadium Stats by Season

Season	W-L	Att	Comp	Yards	Pct	TD	INT
2016	6-2	211	139	1,691	65.9	12	3
2017	6-2	232	148	1,697	63.8	11	4
2018	3-5	278	177	1,890	63.7	8	5
2019	3-5	310	198	2,282	63.9	10	4
2020	0-2	96	62	738	64.6	4	2
2021	2-2	179	129	1,301	72.1	6	5
Totals	20-18	1,306	853	9,599	65.3	51	23

In Prescott's 20 road wins are 12 games in which he led a game-winning drive - the most by any quarterback on the road since 2016:

Player	Wins	Road GW-Dr	Player	Wins	Road GW-Dr
Dak Prescott	20	12	Drew Brees	22	8
Derek Carr	20	11	Matt Stafford	20	8
B. Roethlisberger	23	9	Aaron Rodgers	22	8

★ NFC OFFENSIVE POTW X4 ★

Dak Prescott earned NFC Offensive Player of the Week honors for his Week 6 performance in the comeback victory over New England (10/17/21). Prescott threw for 445 yards and three touchdowns - the most yards ever against a Bill Belichick Patriots defense - marking the fourth-consecutive three-touchdown day for Prescott. Included in his three touchdowns was the overtime game-winner to CeeDee Lamb, cementing Prescott's 17th career game-winning drive and Dallas' first win in Foxboro since 1986.

Prescott also earned NFC Offensive Player of the Week honors for his Week 1, 2019 performance against the N.Y. Giants (9/8/19), again in Week 12, 2019 after commanding a road victory over the Detroit Lions (11/17/19), and then Prescott carried the Cowboys to a comeback victory from a 20-point deficit at home against the Falcons (9/20/20) in Week 2 of the 2020 season.

Prescott joins Troy Aikman and Tony Romo as the only Cowboys quarterbacks to earn three player of the week awards:

Cowboys Career NFC Offensive Player of the Week Awards

Player	Position	POTW Awards
Emmitt Smith	RB	11
Troy Aikman	QB	9
Tony Romo	QB	5
Michael Irvin	WR	4
Dak Prescott	QB	4
Drew Bledsoe	QB	2
Amari Cooper	WR	2

★ WHAT A RUSH! ★

Cooper Rush became the 44th quarterback to start a game for the Cowboys when he took the reins for an injured Dak Prescott at Minnesota (10/31). Rush showed good command of the offense, leading Dallas to a comeback victory on the road while throwing for 325 yards and two touchdowns - the second-most yards in a first career start by a Cowboy, trailing only Gary Hogeboom's 343 yards at the LA Rams in 1984 (9/3).

Most Passing Yards By a Cowboy in First Career Start

Player	Yards	Opponent, Date
Gary Hogeboom	343	at LA Rams, 9/3/84
Cooper Rush	325	at Minnesota, 10/31/21
Steve Pelluer	271	at Denver, 10/5/86
Tony Romo	270	at Carolina, 10/29/06
Garrett Gilbert	243	vs. Pittsburgh, 11/8/20

The yardage total is also the sixth-most yards by a quarterback in his first start as a Cowboy:

Most Passing Yards in First Cowboys Start

Player	Yards	Opponent, Date
Jon Kitna	379	vs. Jacksonville, 10/31/10
Kyle Orton	358	vs. Philadelphia, 12/29/13
Vinny Testaverde	355	at Minnesota, 9/12/04
Eddie LeBaron	345	vs. Pittsburgh, 9/24/60
Gary Hogeboom	343	at LA Rams, 9/3/84
Cooper Rush	325	at Minnesota, 10/31/21

Rush became the first Cowboy to win his first career start at quarterback since Stephen McGee defeated the Eagles 14-13 in Philadelphia (1/2/11), leading Dallas on an eight-play, 75-yard drive with 2:51 left in the game that culminated in Rush's touchdown toss to Amari Cooper to give Dallas the go-ahead score and the win. Rush is just the fourth Cowboys passer to lead a game-winning drive in his first-career start:

Cowboys QBs To Lead a Game-Winning Drive in First-Career Start

Player	Opponent, Date
Gary Hogeboom	at LA Rams, 9/3/84
Tony Romo	at Carolina, 10/29/06
Stephen McGee	at Philadelphia, 1/2/11
Cooper Rush	at Minnesota, 10/31/21



12.0%

Ezekiel Elliott eats up yards in big portions when he carries the ball, recording 188 rushes of 10-plus yards in his career. Elliott has averaged a big-play rush on 12.0% of his career carries, eighth among all active running backs and 24th all-time.

★ KING EZEKIEL ★

After leading the league in rushing as a rookie in 2016, Ezekiel Elliott finished 10th in the NFL in 2017 despite missing six games. He once again won the NFL rushing title in 2018 and finished fourth in 2019. He finished 2020 10th in rushing among running backs, 11th overall, and in 2021 he ranks sixth in the NFL.

Elliott became the second Cowboy, 11th player, fifth since the merger, to win the rushing title twice in his first three seasons:

Rushing Titles in Two of First Three Seasons

Player	Seasons	Player	Season
Byron White, Pit/Det	1938, 40	Earl Campbell, Hou	1978-80
Bill Dudley, Pit	1942, 46	Eric Dickerson, LAR	1983-84
Bill Paschal, NYG	1943, 44	Emmitt Smith, Dal	1991-92
Jim Brown, Cle	1957-59	Egerrin James, Ind	1999-00
Cookie Gilchrist, Buf	1962, 64	Ezekiel Elliott, Dal	2016, 18
Jim Nance, Bos	1966-67		

In team history, Elliott became only the second Cowboy to win the rushing title in multiple seasons, joining Emmitt Smith (four):

Dallas Cowboys Rushing Title Winners

Player	Season	Yards	Player	Season	Yards
Emmitt Smith	1991	1,563	DeMarco Murray	2014	1,845
Emmitt Smith	1992	1,713	Ezekiel Elliott	2016	1,631
Emmitt Smith	1993	1,486	Ezekiel Elliott	2018	1,434
Emmitt Smith	1995	1,773			

Elliott ranks second in the NFC with 720 rushing yards in 2021, and his total ranks sixth among all NFL rushers:

2021 NFL Rushing Leaders

Player	Att	Yards	Avg	TD	1st	1stD%
Jonathan Taylor	209	1,205	5.8	14	74	35.4%
Derrick Henry	219	937	4.3	10	49	22.4%
Joe Mixon	208	924	4.4	11	46	22.1%
Nick Chubb	150	867	5.8	6	42	28.0%
Dalvin Cook	171	773	4.5	4	44	25.7%
Ezekiel Elliott	160	720	4.5	8	38	23.8%
Najee Harris	196	708	3.6	5	40	20.4%

★ THE BOOK OF EZEKIEL ★

For only the second time in franchise history, the Dallas Cowboys used a top-five pick on a running back when they chose Ezekiel Elliott out of Ohio State with the fourth overall selection in the 2016 NFL Draft. Dallas selected Tony Dorsett with the second pick in the 1977 NFL Draft.

In his first season, Elliott produced seven 100-yard rushing games - most by a Cowboys rookie all-time and tied for the most in the NFL in 2016. He owns 30 for his career to rank third all-time in team history.

Dallas is 26-4 when Elliott tops 100 yards on the ground:

Ezekiel Elliott 100-yard Rushing Games (30 total)

Yds	Opp	W/L	Date	Yds	Opp	W/L	Date
159	TB	W	12/18/16	121	WAS	W	11/22/18
157	@GB	W	10/16/16	117	LAR	W	12/15/19
152	DET	W	9/30/18	116	GB	L	10/8/17
151	@Phi	W	11/11/18	114	@Pit	W	11/13/16
150	@Was	W	10/29/17	113	PHI	W	12/9/18
147	@SF	W	10/22/17	111	@Was	W	9/15/19
143	Car	W	10/3/21	111	PHI	W	10/20/19
140	CHI	W	9/25/16	110	NYG	W	10/10/21
139	@NYG	W	11/4/19	107	@NYG	L	12/11/16
138	@SF	W	10/2/16	105	PHI	W	12/27/20
134	CIN	W	10/9/16	105	@NYJ	L	10/13/19
127	@Sea	L	9/23/18	104	NYG	W	9/10/17
125	MIA	W	9/22/19	106	JAX	W	10/14/18
122	@Atl	W	11/18/18	103	@Phi	W	12/31/17
122	WAS	W	12/29/19	103	@Min	W	11/22/20

Career 100-Yard Rushing Games

Player Games

Emmitt Smith 76

Tony Dorsett 43

Ezekiel Elliott 30

Elliott set a franchise rookie record with 12 games of 20-plus carries, which was also the most by any NFL rusher in 2016. He has 40 career games with 20-plus carries. Dallas is 30-10 during those contests:

Ezekiel Elliott 20-plus Carry Games (40 total)

Opp	Date	Att	Yds	W/L	Opp	Date	Att	Yds	W/L
@Was	10/19/17	33	150	W	@Atl	11/18/18	23	122	W
CHI	9/25/16	30	140	W	NO	11/29/18	23	76	W
GB	10/8/17	29	116	L	@Was	9/15/19	23	111	W
@GB	10/16/16	28	157	W	PHI	10/20/19	22	111	W
PHI	12/9/18	28	113	W	PHI	10/30/16	22	96	W
@NYJ	10/13/19	28	105	L	@Ari	9/25/17	22	80	W
KC	11/5/17	27	93	W	@LAR	9/13/20	22	96	L
@Phi	12/31/17	27	103	W	ATL	9/20/20	22	89	W
WAS	11/22/18	26	121	W	@NE	11/24/19	21	86	L
@SF	10/22/17	26	147	W	@Was	9/18/16	21	83	W
DET	9/30/18	25	152	W	@Pit	11/13/16	21	114	W
BAL	11/20/16	25	97	W	LAR	10/1/17	21	85	L
@NYG	12/11/16	24	107	L	@Min	11/22/20	21	103	W
NYG	9/10/17	24	104	W	NYG	10/10/21	21	110	W
SEA	12/24/17	24	97	L	NYG	9/11/16	20	51	L
JAX	10/14/18	24	106	W	WAS	11/20/16	20	97	W
LAR	12/15/19	24	117	W	@Min	12/1/16	20	86	W
@NYG	11/4/19	23	139	W	@Hou	10/7/18	20	54	L
@SF	10/2/16	23	138	W	MIN	11/10/19	20	47	L
TB	12/18/16	23	159	W	Car	10/3/21	20	143	W

★ KEEP IT ¹⁰⁰ ★

Ezekiel Elliott has posted 30 games with at least 100 rushing yards since 2016 - most in the NFL during that time:

100-Yard Rushing Games - 2016-21

Player Games

Ezekiel Elliott, Dal **30**

Derrick Henry, Ten 25

Nick Chubb, Cle 21

Elliott has two 100-yard outings in 2021, which is tied for eighth:

100-Yard Rushing Games - 2021

Player	Games	Player	Games
Jonathan Taylor	6	Dalvin Cook	3
Derrick Henry	5	Damien Harris	3
Nick Chubb	4	Joe Mixon	3
Eli Mitchell	4	Ezekiel Elliott	2

★ EZEKIEL ELLIOTT RUSHING TOUCHDOWNS BY TEAM ★



★ BIG-PLAY RUNS ★

Since entering the league in 2016, Ezekiel Elliott has posted the most “big-play” runs of 10-plus yards:

Big-Play Runs - 2016-21

Player	10+ Runs
Ezekiel Elliott, Dal	188
Derrick Henry, Ten	173
Melvin Gordon III, LAC/Den	139

In fact, Elliott has recorded a 10-plus yard run on 12.0% of his career carries, which is tied for seventh in the NFL among active running backs and ranks 24th in NFL history (min. 750 att):

Career Big-Play Run Percentage - Active Running Backs

Player	10+ Run%	Player	10+ Run%
Nick Chubb.....	15.7%	Derrick Henry.....	12.3%
Kareem Hunt.....	13.1%	Aaron Jones.....	12.1%
Dalvin Cook.....	13.0%	Chris Carson.....	12.0%
Alvin Kamara.....	12.6%	Ezekiel Elliott..... 12.0%	

Elliott is tied for ninth among running backs in big-play runs in 2021 with 18:

Player	10+ Runs	Player	10+ Runs
Jonathan Taylor.....	34	Derrick Henry.....	20
Nick Chubb.....	29	Javonte Williams.....	20
Dalvin Cook.....	26	Darrell Henderson Jr.....	20
Eli Mitchell.....	23	Ezekiel Elliott.....	18
Joe Mixon.....	21	D'Andre Swift.....	18

★ ALL I DO IS SCORE ★

Ezekiel Elliott's penchant for scoring touchdowns has put him in rarefied company, and with his rushing touchdown against Carolina (10/3), he became just the fifth player in NFL history to post 50 rushing touchdowns and 10 receiving touchdowns in the first 75 games of a career:

Players with 50 Rush TD and 10 Rec TD in First 75 Games

Player	Rush TD	Rec TD	Total TD
Jim Brown.....	68	11	79
Marcus Allen.....	52	15	67
Arian Foster.....	53	13	66
Todd Gurley II.....	59	12	71
Ezekiel Elliott.....	50	10	60

Elliott is the second Cowboys rusher to reach 50 scores on the ground in 75 games played, joining Emmitt Smith.

★ BY LAND AND BY AIR ★

Ezekiel Elliott rushed for a 13-yard score and caught a four-yard pass for a touchdown against the N.Y. Giants (10/10). It was Elliott's eighth career game with a touchdown on the ground and through the air, third-most in the league since 2016:

Games with Rush TD & Rec TD Since 2016

Player	Team	Seasons	Games
Christian McCaffrey	CAR	2017-21	9
Alvin Kamara	NO	2017-21	9
Ezekiel Elliott.....	DAL	2016-21	8
David Johnson	ARZ/HOU	2016-21	6
Kareem Hunt	KC/CLE	2016-21	6

★ AIR & GROUND ★

Ezekiel Elliott has proven himself a dual-threat throughout his career, establishing a club record for the most games with 100 rush yards and 50 receiving yards in Cowboys history:

100 Rush Yds & 50 Rec. Yds Games

Player	Games
Ezekiel Elliott	5
Tony Dorsett.....	4
Herschel Walker	4
Emmitt Smith	4

His five career games with at least 100 rushing yards and 50 receiving yards are also tied for the most by any league rusher since he entered the NFL in 2016 (Christian McCaffrey):

Player	Games	Player	Games
<i>Ezekiel Elliott</i>	5	James Conner	4
Christian McCaffrey.....	5	Todd Gurley	4
Le'Veon Bell	4	Four players tied	3

Elliott is also the second player in team history with 1,000 rushing yards and 500 receiving yards in a single season, joining Herschel Walker (1988):

1,000 Rush Yds & 500 Rec. Yds

Player	Season	Rush	Rec	Total
Herschel Walker	1988	1,514	505	2,019
Ezekiel Elliott	2018	1,434	567	2,001

Elliott was voted FedEx Ground Player of the Week for his Week 4 performance against Carolina (10/3/21), when he tallied 143 rushing yards on 20 carries.

★ ALWAYS HUNGRY ★

Dak Prescott and Ezekiel Elliott entered the NFL as part of the Cowboys 2016 Draft class and have shared a bond ever since. Since 2016, Prescott and Elliott have connected for the eighth-most touchdown hookups between a quarterback/running back duo in the NFL with 10 touchdowns:

Players	Team	TDs
Tom Brady/James White	NE	20
Philip Rivers/Austin Ekeler	LAC	14
Drew Brees/Alvin Kamara	NO	14
Jared Goff/Todd Gurley II	LAR	12
Cam Newton/Christian McCaffrey	Car	11
Matt Ryan/Tevin Coleman	Atl	11
Philip Rivers/Melvin Gordon III	LAC	11
Dak Prescott/Ezekiel Elliott	Dal	10
Aaron Rodgers/Aaron Jones	GB	9

Elliott has 11 touchdown catches in his career, which ties him with Emmitt Smith, Preston Pearson and Timmy Newsome for fourth all-time by a running back in Cowboys history:

Most Touchdown Catches by a Cowboys Running Back

Player	Seasons	Rec	Yds	Rec TDs
Dan Reeves	1965-72	129	1,693	17
Daryl Johnston	1989-99	294	2,227	14
Tony Dorsett	1977-87	382	3,432	13
Ezekiel Elliott	2016-21	279	2,185	11
Timmy Newsome	1980-88	212	1,966	11
Preston Pearson	1975-80	189	2,274	11
Emmitt Smith	1990-02	486	3,012	11

★ GO AHEAD TD GLUTTON ★

Ezekiel Elliott has been a touchdown machine for the Cowboys, and he has been extra hungry in the pivotal moments of games, scoring 26 touchdowns to put the Cowboys ahead in the game since his rookie season - the third-most go ahead touchdowns of any non-passer in the NFL:

Go Ahead Rush and Rec TDs - 2016-21

Player	Rush TD	Rec TD	Total TDs
Davante Adams	0	28	28
Melvin Gordon	22	5	27
Ezekiel Elliott	22	4	26
Derrick Henry	22	0	22
Todd Gurley	15	6	21
Tyreek Hill	2	19	21
Alvin Kamara	13	6	19
Travis Kelce	1	18	19
Amari Cooper	0	18	18
Adam Thielen	0	18	18

★ ALL-TIME COWBOYS RUSHERS ★

Below are Ezekiel Elliott's rankings in several key offensive categories in Cowboys history:

RUSH ATTEMPTS

Emmitt Smith	4,052
Tony Dorsett	2,755
Ezekiel Elliott	1,573
Don Perkins	1,500

RUSH YARDS

Emmitt Smith	17,162
Tony Dorsett	12,036
Ezekiel Elliott	7,104
Don Perkins	6,217

YARDS-PER-ATTEMPT

DeMarco Murray	4.85
Ezekiel Elliott	4.52
Tony Dorsett	4.37
Walt Garrison	4.32

RUSHING TOUCHDOWNS

Emmitt Smith	153
Tony Dorsett	72
Ezekiel Elliott	54

SCRIMMAGE YARDS

Emmitt Smith	20,174
Tony Dorsett	15,468
Jason Witten	12,977
Michael Irvin	11,910
Ezekiel Elliott	9,289

SCRIMMAGE YPG

Ezekiel Elliott	113.3
DeMarco Murray	108.0
Emmitt Smith	100.4
Tony Dorsett	98.5

TOTAL TOUCHDOWNS

Emmitt Smith	164
Tony Dorsett	86
Bob Hayes	76
Dez Bryant	75
Jason Witten	72
Michael Irvin	65
Ezekiel Elliott	65

★ HUNGRY? GRAB SCRIMMAGE YARDS ★

Ezekiel Elliott ranked eighth among running backs - 15th overall - in the NFL with 1,317 scrimmage yards in 2020, and ranks 10th in 2021 with 948:

Scrimmage Yards by Running Backs in 2021

Player	Team	Rush Yds	Rec Yds	Tot Yds
Jonathan Taylor	Ind	1,205	336	1,541
Joe Mixon	Cin	924	192	1,116
Derrick Henry	Ten	937	154	1,091
Austin Ekeler	LAC	604	473	1,077
Najee Harris	Pit	708	351	1,059
D'Andre Swift	Det	555	429	984
Dalvin Cook	Min	773	202	975
Leonard Fournette	TB	621	354	975
Nick Chubb	Cle	867	106	973
Ezekiel Elliott	Dal	720	228	948

Elliott also leads all players in scrimmage yards since he entered the league in 2016 and is the only player in the NFL with at least 7,000 rushing yards and 2,000 receiving yards in that time:

Scrimmage Yards Leaders Since 2016

Player	Rush Yds	Rec Yds	Tot Yds
Ezekiel Elliott	7,104	2,185	9,289
Derrick Henry	6,797	846	7,643
Melvin Gordon III	5,107	2,000	7,107
Todd Gurley II	4,976	2,066	7,042
Alvin Kamara	3,870	3,134	7,004

Elliott ranks fourth in scrimmage yards-per-game among all players in the Super Bowl era:

Player	Scr. Yds/G	Player	Scr. Yds/G
Billy Sims	119.6	Dalvin Cook	113.7
Barry Sanders	118.9	Ezekiel Elliott	113.3
Terrell Davis	113.9	Walter Payton	111.9
C. McCaffrey	113.8	Arian Foster	110.9

★ KEEP IT ¹⁰⁰ PART 2 ★

Ezekiel Elliott does not discriminate when it comes to 100-yard games, gobbling up yards on the ground and in the air throughout his career to the tune of 48 games with 100 scrimmage yards - by far the most of any player in the NFL since 2016:

100 Scrimmage Yard Games - 2016-21

Player	Games
Ezekiel Elliott, Dal	48
Alvin Kamara, NO	33
Christian McCaffrey, Car	32
Julio Jones, Atl/Ten	31
Dalvin Cook, Min	30
Derrick Henry, Ten	30

In fact, Elliott's 48 games with 100 scrimmage yards rank 15th by any player in the first six years of a career:

100 Scrimmage Yard Games - First Six NFL Seasons

Player	Games	Player	Games
Eric Dickerson	64	Matt Forte	50
Edgerrin James	62	Steven Jackson	50
LaDainian Tomlinson	60	Ricky Watters	50
Emmitt Smith	59	Clinton Portis	49
Marcus Allen	55	Ezekiel Elliott	48
Adrian Peterson	55	Shaun Alexander	47
Thurman Thomas	55	Ottis Anderson	47
Curtis Martin	54	Arian Foster	47
Barry Sanders	53	LeSean McCoy	47
Marshall Faulk	51	Chris Johnson	46

Elliott's 48 games with 100 scrimmage yards rank third in Cowboys history, recently passing Michael Irvin (47):

Dallas Cowboys 100-Yard Scrimmage Games

Player	Career Gms	100-Yd Gms	100-Yd%
Emmitt Smith	201	100	49.8%
Tony Dorsett	157	71	45.2%
Ezekiel Elliott	82	48	58.5%
Michael Irvin	159	47	29.5%
Calvin Hill	73	30	41.1%

★ MOVE THE CHAINS ★

Ezekiel Elliott was the engine that kept the Cowboys offense moving in 2020, accounting for 82 total first downs on the year - the fifth-most first downs in the league. Elliott has 50 total first downs in 2021 and ranks 10th with 38 rushing first downs:

Most Rushing First Downs by Running Backs in 2021

Player	Rush Att	Rush 1st	1st%
Jonathan Taylor	209	74	35.4%
Derrick Henry	219	49	22.4%
Joe Mixon	208	46	22.1%
Dalvin Cook	171	44	25.7%
Nick Chubb	150	42	28.0%
Najee Harris	196	40	20.4%
James Conner	146	39	26.7%
Leonard Fournette	139	39	28.1%
Antonio Gibson	154	39	25.3%
Ezekiel Elliott	160	38	23.8%

Elliott is one of the most prolific chain movers at the running back position in recent history, picking up a first down on 25.3% of his 1,564 career carries - a percentage that ranks ninth among all rushers since the data became available in 1994 (min. 500 att.):

Highest Rush 1st Down Percentage by RB Since 1994

Player	Att	Yds	1st D	1st D %
Zack Crockett	510	1,701	158	31.0%
Marcus Allen*	726	2,934	195	26.9%
Priest Holmes	1,780	8,172	471	26.5%
Jamaal Charles	1,407	7,563	368	26.2%
Chris Carson	769	3,502	201	26.1%
Sammy Morris	736	3,053	190	25.8%
Marlon Mack	567	2,484	146	25.7%
Alvin Kamara	818	3,870	208	25.4%
Ezekiel Elliott	1,573	7,104	398	25.3%
Brandon Jacobs	1,141	5,094	289	25.3%

*numbers from career stats starting in 1994

★ CONSUMMATE CONSUMER ★

Ezekiel Elliott's first five NFL seasons have put him in the upper echelon of running backs at the outset of a career, as he is one-of-four players in NFL history to record 1,200 scrimmage yards and seven touchdowns in each of his first five years:

Players with 1,200 Yards and Seven TDs in First Five Years

Player	Seasons	Total Yards	Total TD
Ricky Watters	1992-96	7,852	58
Randy Moss	1998-02	6,884	60
LaDainian Tomlinson	2001-05	9,753	80
Ezekiel Elliott	2016-20	8,341	56

Elliott surpassed 9,000 career scrimmage yards at Minnesota (10/31), becoming the 25th player to reach the mark in his first six NFL seasons, but the fifth-fastest in the Super Bowl era by accomplishing the feat in only 78 career games:

Fastest Players to 9,000 Scrimmage Yards

Player	Games	Touches	Total Yards
Edgerrin James	72	1,929	9,096
LaDainian Tomlinson	72	1,874	9,020
Eric Dickerson	73	1,849	9,072
Le'Veon Bell	75	1,802	9,076
Ezekiel Elliott	78	1,792	9,040

Elliott also eclipsed 7,000 rushing yards against Denver (11/7), becoming the 11th NFL player to reach the mark in his first 79 games, and the second Cowboys player (Emmitt Smith, 79 games):

Players With 7,000 Rush Yards in First 79 NFL Games

Player	Rush Att	Rush Yards
Eric Dickerson	1,877	8,820
Earl Campbell	1,729	7,703
Edgerrin James	1,805	7,636
Terrell Davis	1,655	7,607
Barry Sanders	1,571	7,511
Walter Payton	1,676	7,508
Emmitt Smith	1,677	7,460
LaDainian Tomlinson	1,702	7,361
Clinton Portis	1,598	7,323
Adrian Peterson	1,519	7,251
Ezekiel Elliott	1,541	7,006

★ FORWARD MOMENTUM ★

The Dallas Cowboys have a tandem of running backs that are among the best at providing positive yards at every opportunity, with Ezekiel Elliott recording a negative rush on only 5.63% of his 160 carries - the ninth-lowest percentage - and Tony Pollard with three negative rushes on 100 attempts:

Lowest Negative Rush Percentage By RB in 2021

Player	Team	Carries	Stuffs	Stuff %
Sony Michel	LAR	79	2	2.53%
Chase Edmonds	Ari	76	2	2.63%
Tony Pollard	Dal	100	3	3.00%
Darrell Henderson Jr.	LAR	142	6	4.23%
Cordarrelle Patterson ...	Atl	93	4	4.30%
Mark Ingram II	Hou/NO	137	6	4.38%
AJ Dillon	GB	128	6	4.69%
James Robinson	Jac	129	7	5.43%
Ezekiel Elliott	Dal	160	9	5.63%
Alvin Kamara	NO	146	9	6.16%

*min. 75 carries

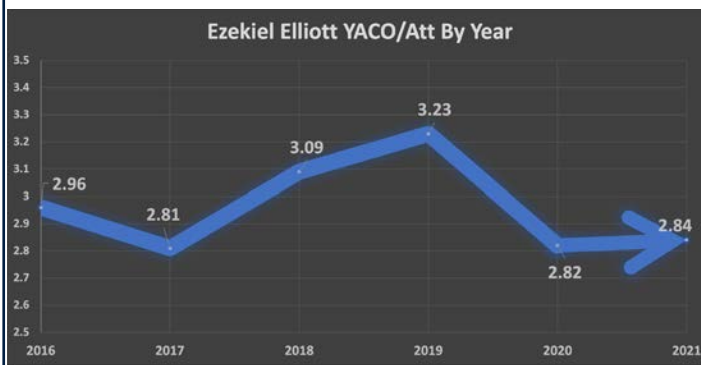
★ BUILT ZEKE TOUGH ★

Ezekiel Elliott was a bruising force with the ball in his hands in 2020, punishing opposing defenses with 688 yards after contact when he carried the ball - ninth in the NFL (per PFF). Elliott ranks eighth in the NFL in 2021 with 437 yards after contact:

Player	Team	Rush	Yards	YACO	YACO/Att
Jonathan Taylor	Ind	209	1,205	786	3.76
Derrick Henry	Ten	219	937	728	3.32
Joe Mixon	Cin	208	924	694	3.34
Nick Chubb	Cle	150	867	639	4.26
Eli Mitchell	SF	143	693	549	3.84
Najee Harris	Pit	197	689	519	2.63
James Robinson	Jac	129	654	464	3.60
Ezekiel Elliott	Dal	160	720	455	2.84

Elliott recorded 99 yards after contact in the Week 4 win over Carolina, his most in a single game since Week 15 of the 2019 season against the LA Rams (12/15/19), when he had 104 yards.

He is averaging 2.84 yards after contact per-attempt in 2021:



★ MR. TOUCHDOWN ★

Ezekiel Elliott reached 50 career touchdowns - 41 rushing and nine receiving - in the 2020 season opener at the LA Rams. He currently sits at 59 scores, the 11th Cowboy to reach 50 career touchdowns and the fourth to do so in his first five seasons, joining Emmitt Smith (75), Dez Bryant (58) and Bob Hayes (53):

Cowboys Players with 50 TDs Through First Five Years

Player	Gms	Rush TD	Rec TD	Ret TD	Tot TD
Emmitt Smith	77	71	4	0	75
Dez Bryant	75	0	56	2	58
Ezekiel Elliott	71	46	10	0	56
Bob Hayes	64	1	49	3	53

Elliott's 65 touchdowns since 2016 rank fifth in the NFL, fourth among running backs.

★ GIVE HIM 200 ★

Ezekiel Elliott owns four 200 scrimmage yard games in his career - tied with DeMarco Murray and Emmitt Smith for the most such games in Cowboys history. Marshall Faulk owns the NFL record with 14 200-yard games.

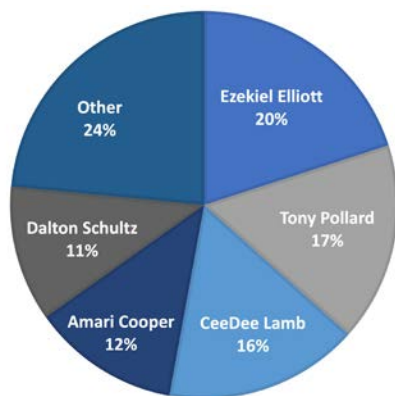
Ezekiel Elliott 200-Yard Games

Opp, Date	Rush Yds	Rec Yds	Tot Yds
vs. Det, 9/30/18	152	88	240
at SF, 10/22/17	147	72	219
at Pit, 11/13/16	114	95	209
at Atl, 11/18/18	122	79	201

★ DIVIDING UP THE PIE ★

Dallas Cowboys Head Coach Mike McCarthy has a plethora of offensive weapons at his disposal. Below is a breakdown of the percentage of yards gained by player in 2021:

Dallas Cowboys Offensive Breakdown - 4,737 Gross Yards



★ TWICE AS NICE ★

The Cowboys rushed for 245 yards in the win against Carolina (10/3), which is just the fifth time that Dallas has totaled 245-or-more rushing yards in a single game since 2000. The last time Dallas surpassed 245 rushing yards was against the LA Rams (263, 12/15/19).

Dallas Cowboys Top Rushing Performances Since 2000

Opp, Date	Rush Att.	Rush Yds	Yds/Att
vs. Stl, 10/23/11	34	294	8.65
at SF, 10/22/17	43	265	6.16
vs. LAR, 12/15/19	45	263	5.84
vs. NYG, 9/20/09	29	251	8.66
vs. Car, 10/3/21	34	245	7.21

Dallas again topped 200 yards on the ground against the N.Y. Giants, (10/10), giving them a two-game streak eclipsing the 200-yard mark. The Cowboys are one-of-two teams with multiple 200-yard rushing performances in 2021 (Cleveland, two games), and the two-game streak is tied for the longest in team history (eight previous occurrences):

Dallas Cowboys Streaks with 200 Rushing Yards

Opp, Dates	Length	Total RushYds
vs. Car, 10/3/21 - vs. NYG, 10/10/21	2	446
at Was, 9/15/19 - vs. Mia 9/22/19	2	448
vs. Car, 9/20/09 - vs. NYG 9/28/09	2	463
at Min, 10/7/79 - vs. LAR10/14/79	2	480
vs. TB, 10/2/77 - at Stl, 10/9/77	2	469
vs. Was, 12/13/75 - at NYJ, 12/21/75	2	450
at Stl, 12/16/73 - at Atl, 9/15/74	2	412
at Stl, 12/3/72 - vs. Was, 12/9/72	2	455
vs. Stl, 10/28/62 - at Was, 11/4/62	2	425

9

Dallas had nine rushes of 10-plus yards against Carolina (10/3), which is tied for the second-highest total in a single game for the Cowboys since 2000. Dallas' highest figure was 10 rushes of 10-or-more yards three different times.

★ CENTURY 21 ★

Ezekiel Elliott continues to defy mediocrity, and had a two-game streak with 100 rushing yards, starting against Carolina (10/3) through the N.Y. Giants (10/10) - his longest streak since a three-game clip in 2019 and tied for the fifth-longest of his career:

Ezekiel Elliott 100-Yard Rushing Streaks

Opp/Streak Dates	Length	Total RushYds
vs. Chi, 9/25/16 - at GB, 10/16/16	4	569
at NYJ, 10/13/19 - at NYG, 11/4/19	3	355
at Phi, 11/11/18 - vs. Was, 11/22/18	3	394
vs. GB, 10/8/17 - at Was, 10/29/17	3	413
vs. Car, 10/3/21 - vs. NYG, 10/10/21	2	253
at Was, 9/15/19 - vs. Mia, 9/22/19	2	236
at Sea, 9/23/18 - vs. Det, 9/30/18	2	279
at NYG, 12/11/16 - vs. TB, 12/18/16	2	266

★ GIVE THEM 100 ★

The Dallas Cowboys offense has put a premium on its rushing attack, and since 2016, the unit is tied for the most games (32) with a 100-yard rusher in the NFL:

Games with a 100-Yard Rusher - 2016-21

Team	Games
Dallas	32
Tennessee	32
Cleveland	28
Baltimore/Minnesota	25

★ SETTING THE TABLE ★

The Dallas Cowboys have been one of the most efficient of-fenses in 2021, and a large part of that success stems from their ability to pick up yards on first down, as they rank second in the NFL in percentage of first down plays gaining four-or-more yards:

Team	1stD Plays	4+ Yd Gains	4+ Pct
Washington	283	159	56.2%
Dallas	341	190	55.7%
Las Vegas	318	175	55.0%
Jacksonville	296	161	54.4%
Cincinnati	300	163	54.3%

Dallas' rushing efforts have played a large part in its first down success, as it ranks third in yards-per-carry on first down (5.06) on the seventh-most first down rushes (178), and Cowboys rushers have gained four-plus yards on 51.6% of their first down carries:

First Down Rushes Gaining Four-Plus Yards

Team	1stD Rush	4+ Yd Gains	4+ Pct
Philadelphia	182	101	55.5%
Jacksonville	132	72	54.5%
Washington	140	76	54.3%
Tampa Bay	152	81	53.3%
Kansas City	159	84	52.8%
Dallas	182	94	51.6%
Baltimore	183	94	51.4%

Tony Pollard ranks third in rushing average by running backs on first down in 2021:

Player	1stD Rush	1stD Yds	1stD Avg.
Jonathan Taylor	118	766	6.49
Miles Sanders	49	305	6.22
Tony Pollard	63	365	5.79
Devonta Freeman	40	215	5.38
Austin Ekeler	79	405	5.13

Dallas has run the ball on 53.4% of its first down plays (12th):

First Down Rush Percentage

Team	Rush%	Team	Rush%
Tennessee	60.2%	Cincinnati	55.0%
San Francisco	59.4%	Philadelphia	54.5%
Chicago	58.2%	Carolina	54.4%
Arizona	57.9%	New England	53.9%
Atlanta	56.7%	Green Bay	53.7%
Cleveland	55.8%	Dallas	53.4%

★ SEEING DOUBLE ★

Dallas had two running backs in Ezekiel Elliott (112) and Tony Pollard (103) eclipse 100 scrimmage yards against the N.Y. Giants - the first time Dallas had two running backs over the century mark since 12/5/19 against the LA Rams, and the fifth time since 1989:

Cowboys Running Backs with 100 Scrimmage Yards

Opp, Date	RB1	RB2
vs. NYG , 10/10/21	E. Elliott (112)	T. Pollard (103)
vs. LAR, 12/15/19	E. Elliott (160)	T. Pollard (143)
vs. Mia, 9/22/19	E. Elliott (139)	T. Pollard (128)
vs. Atl, 9/27/15	J. Randle (105)	L. Dunbar (105)
vs. Car, 9/28/09	F. Jones (114)	T. Choice (118)

★ WHAT CAN ZEKE DO FOR YOU? ★

Ezekiel Elliott had a four-game streak with 100 scrimmage yards, spanning games vs. Philadelphia (9/27) through New England (10/17) - tied for the fourth-longest streak of his career, and it is the second-longest streak by a player in 2021.

Longest Streaks with 100 Scrimmage Yds, Cowboys History

Player	Gms	Player	Gms
Herschel Walker (1987-88).....	10	Emmitt Smith (1992)	6
Ezekiel Elliott (2018)	8	Ezekiel Elliott (2016)	5
DeMarco Murray (2014)	8	DeMarco Murray (2013)	5
Emmitt Smith (1993-94)	8	Emmitt Smith (1993)	5
Michael Irvin (1995)	7	Tony Dorsett (1985)	5
Calvin Hill (1973)	7	Tony Dorsett (1981)	5
Ezekiel Elliott (2016)	6	Ezekiel Elliott (2021)	4
Emmitt Smith (1995)	6	Many others tied	4

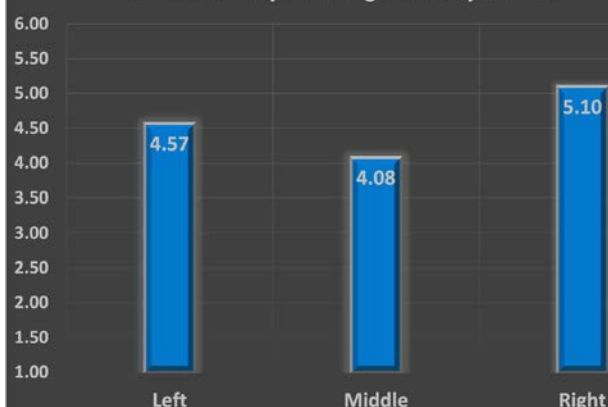
★ YEAH, THAT'S RIGHT ★

The Cowboys rank 13th in the NFL with 307 rush attempts so far in 2021, and on those 307 carries they have recorded 112 runs to the middle of the line, 92 runs to the left and 103 runs to the right. The right side of the line is where they have experienced the most success, averaging 5.10 yards-per-carry over the right side:

Dallas Cowboys Rushing By Location in 2021

	Total Rush	Yards	Yards/Att
Middle	112	457	4.08
Left	92	420	4.57
Right	105	525	5.10

Dallas Cowboys Rushing Attack by Direction



★ COMPLETE BACK ★

Ezekiel Elliott is an integral part in protecting the quarterback in Dallas' passing attack, picking up blitzers and helping combat opposing rushers. Since 2018, he has finished in the top-five in pass block snaps among running backs and has allowed a pressure on very few of those block attempts, posting efficiency numbers above 90.0% every year of his career, per PFF:

Year	Pass Blk Snps	Eff%	Year	Pass Blk Snps	Eff%
2021	38 (19th)	91.2%	2018	88 (5th)	95.2%
2020	99 (1st)	94.0%	2017	43 (23rd)	94.7%
2019	106 (2nd)	93.7%	2016	60 (20th)	95.5%

★ DOUBLE TROUBLE ★

Tony Pollard complements Ezekiel Elliott as a second option in the Cowboys backfield, and in 2021 he has two 100-yard games as a dual threat option, giving him five for his career:

Tony Pollard Career 100-Yard Scrimmage Games			
Opp, Date	Rush Yds	Rec Yds	Tot Yds
vs. LAR, 12/15/19	131	12	143
at LAC, 9/19/21	109	31	140
vs. SF, 12/20/20	69	63	132
vs. Mia, 9/22/19	103	25	128
vs. NYG, 10/10/21	75	28	103

Pollard has 13 rushes of 10-plus yards on the season - 21st in the NFL - on only 100 carries, which at 13.0% ranks as the 13th-highest percentage of 10+ runs in the league (min. 75 carries):

Highest Percentage of 10-Plus Yard Runs by RB in 2021

Player	10+ Run%	Player	10+ Run%
Nick Chubb	19.3%	Kareem Hunt	15.8%
Cordarrelle Patterson	17.2%	Dalvin Cook	15.2%
Rhamondre Stevenson	17.1%	Christian McCaffrey	15.2%
Javonte Williams	17.1%	Miles Sanders	14.8%
Jonathan Taylor	16.3%	Darrell Henderson Jr.	13.4%
Eli Mitchell	16.1%	Tony Pollard	13.0%
Chase Edmonds	15.8%	D'Andre Swift	12.9%



29%

Tony Pollard has one touchdown and 28 first downs on 100 carries in 2021 and is averaging a first down or touchdown on 29.0% of his carries in 2021 - the 15th-highest percentage among all running backs, min 50 carries.



12

Since Amari Cooper's trade to Dallas in Week 9 of 2018, he has produced 12 touchdown catches of 20-plus yards, tied for second-most in the NFL. In fact, 50.0% of Cooper's 24 regular season touchdowns with Dallas have come from 20-plus yards.

★ THE AMARI EFFECT ★

Amari Cooper has been a reliable target for the Cowboys and has been particularly efficient at moving the chains for the offense, recording 179 first down receptions (eighth) spanning four seasons since his trade to Dallas:

NFL 1st Down Receiving Leaders - Week 9, 2018 to 2021

Player	GP	Rec	Yds	TD	1st	1st%
Travis Kelce, KC	50	328	4,160	27	230	70.1%
Davante Adams, GB	45	337	4,150	35	215	63.8%
DeAndre Hopkins, Ari	47	316	3,841	25	213	67.4%
Keenan Allen, LAC	50	341	3,776	21	209	61.3%
DJ Moore, Car	51	256	3,729	13	184	71.9%
Tyreek Hill, KC	46	272	3,842	35	183	67.3%
Stefon Diggs, Min/Buf	49	301	3,946	26	181	60.1%
Amari Cooper, Dal	50	268	3,611	24	179	66.8%
Mike Evans, TB	49	227	3,612	35	178	78.4%

Cooper has also demonstrated a penchant for scoring touchdowns in his tenure with the Cowboys, posting 24 touchdown receptions - tied for 10th in the NFL - and finding the end zone on 9.0% of his catches:

Wide Receiver Touchdown Leaders - Week 9, 2018 to 2021

Player	Rec	TD	TD%
Davante Adams, GB	337	35	10.4%
Mike Evans, TB	227	35	15.4%
Tyreek Hill, KC	272	35	12.8%
Adam Thielen, Min	206	33	16.1%
Travis Kelce, KC	328	27	8.2%
Stefon Diggs, Min/Buf	301	26	8.6%
DeAndre Hopkins, Hou/Ari	316	25	7.9%
Tyler Lockett, Sea	261	25	9.6%
DK Metcalf, Sea	187	25	13.3%
Amari Cooper, Dal	268	24	9.0%
Cooper Kupp, LAR	288	24	8.3%

Since Cooper joined the Cowboys offense, the team ranks third in third down conversion percentage (45.1%). He leads all Cowboys receivers with 43 receiving first downs on third down in his time with Dallas and has converted 78.2% (43-of-55) of his 55 third down receptions into first downs.

★ COOP CONVERTER ★

Amari Cooper has been a consistent first down machine for the Cowboys in 2021, converting a team-high 32 first downs through the air, a total which is tied for 15th in the NFL. Upon closer examination, Cooper has converted 72.7% of his 44 receptions for a first down, which is the seventh-highest conversion rate in the league this year (min 25 rec):

Highest First Down Reception Pct in 2021

Player	Rec	1stD	1stD %
Emmanuel Sanders	36	28	77.8%
DeAndre Hopkins	35	27	77.1%
Robert Woods	45	34	75.6%
Randall Cobb	28	21	75.0%
Tim Patrick	39	29	74.4%
Dallas Goedert	35	26	74.3%
Amari Cooper	44	32	72.7%
Van Jefferson Jr	33	24	72.7%

At Minnesota (10/31) and Tampa Bay (9/9) Cooper converted eight catches for first downs, the second-highest single-game first down total in the league in 2021:

Single-Game First Downs By Individual Player

Player	Opp, Date	Rec	1st	1st%
Davante Adams at SF, 9/26/21	12	9	75.0%
Davante Adams at Cin, 10/10/21	11	9	81.8%
Tyreek Hill at Phi, 10/3/21	11	9	81.8%
Tyreek Hill vs. NYG, 11/1/21	12	9	75.0%
Mark Andrews vs. Ind, 10/11/21	11	8	72.7%
Amari Cooper at TB, 9/9/21	13	8	61.5%
Amari Cooper at Min, 10/31/21	8	8	100.0%
Stefon Diggs at Ten, 10/18/21	9	8	88.9%
Tyreek Hill vs. Cle, 9/12/21	11	8	72.7%
Justin Jefferson vs. Sea, 9/26/11	9	8	88.9%
Cooper Kupp at Ind, 9/19/21	9	8	88.9%
Cooper Kupp vs. Det, 10/24/21	10	8	80.0%
CeeDee Lamb at NE, 10/17/21	9	8	88.9%
Kadarius Toney at Dal, 10/10/21	9	8	88.9%

★ CHECKMATE COOPER ★

Amari Cooper established a career-high 92 catches on the 2020 season, surpassing his previous high of 83:

Season	Team	Rec	Yards	TD
2020	Dallas	92	1,114	5
2016	Oakland	83	1,153	5
2019	Dallas	79	1,189	8
2018	Dal/Oak	75	1,005	7
2015	Oakland	72	1,070	6
2017	Oakland	48	680	7

Cooper's 92 receptions are tied for the eighth-most in single-season team history, and he is only the fourth Cowboys player to eclipse 90 catches in a season:

Cowboys Players to Record 90 Catches in a Season

Player	90-Catch Seasons
Jason Witten4 (2007, 09, 10, 12)
Dez Bryant2 (2012,13)
Michael Irvin2 (1991,95)
Amari Cooper1 (2020)

Cooper also eclipsed 1,000 receiving yards on the season, marking his third consecutive year topping 1,000 yards and fifth season overall for his career. Cooper is just the 11th player in NFL history to open a career with at least five 1,000-yard seasons in his first six years:

Player	Team(s)	Seasons	1,000-Yd Seasons
Mike EvansTB	2014-19	6
Randy MossMin	1998-03	6
Lance AlworthSD	1963-67	5
Odell Beckham JrNYG/Cle	2014-19	5
Marques ColstonNO	2006-11	5
Amari CooperOak/Dal	2015-20	5
A.J. GreenCin	2011-15	5
Torry HoltStl	2000-04	5
Chad JohnsonCin	2002-06	5
Brandon MarshallDen/Mia	2007-11	5
Jerry RiceSF	1986-90	5

★ COOPER'S CATCHES BY TEAM ★

Following the game against San Francisco (12/20/20) in which he caught two passes, Amari Cooper now has caught a pass against every NFL team except for the Cowboys and Raiders - the two teams he has played for. Below are Cooper's receptions by team:

					
36	32	30	30		
					
29	29	28	26	26	21
					
19	18	18	17	15	
					
12	12	12	10	10	
					
9	9	9	8	7	7
					
4	4	4	2		

Since his trade to Dallas in the middle of 2018, Cooper has caught 10 touchdowns against the NFC East, the sixth-most by any player against his own division in that span:

Player	TD Rec	Player	TD Rec
Chris Godwin	14	Tyler Lockett	11
Davante Adams	13	Amari Cooper	10
Stefon Diggs	13	Zack Ertz	10
Marvin Jones Jr.	11	Five players tied	9

★ FLY THE COOP ★

Amari Cooper has been reliable on contested catches in 2021, making a catch on seven-of-16 tight-window throws (less than one yard of separation from nearest defender) to him on the season - a catch percentage of 43.8% that ranks 10th among all wide receivers (min. 12 tight window targets):

Tight Window Reception Pct, NFL Wide Receivers in 2021			
Player	TightWinTgt	TightWinRec	TightWin%
Adam Thielen	15	8	53.3%
Deebo Samuel	17	9	52.9%
DeVante Parker	17	9	52.9%
Brandin Cooks	16	8	50.0%
Jakobi Myers	17	8	47.1%
Jaylen Waddle	17	8	47.1%
Mike Evans	13	6	46.2%
Terry McLaurin	31	14	45.2%
A.J. Brown	20	9	45.0%
Amari Cooper	16	7	43.8%

Cooper provides a sure-handed target for Cowboys quarterbacks, and he has been assigned only one dropped pass on the year by PFF, which is tied for the second-fewest in the league and leads to his fifth-ranked drop percentage among all wide receivers:

Lowest Drop Pct. Among WR in 2021, per PFF					
Player	Tgt	Rec	Rec%	Drp	Drp%
Courtland Sutton	68	45	66.2%	0	0.0%
Diontae Johnson	107	68	63.6%	1	1.4%
Stefon Diggs	99	67	67.7%	1	1.5%
Tyler Lockett	67	47	70.1%	1	2.1%
Amari Cooper	63	44	69.8%	1	2.2%

★ THAT'S AMARI! ★

Amari Cooper has changed the way Dallas operates in the passing game, stretching defenses and providing a touchdown threat from anywhere on the field. Since Dallas acquired Cooper, 12 of his 24 touchdowns have come from 20-plus yards - third league-wide from Week 9, 2018 through 2021:

20+ Yard Touchdown Receptions from Week 9, 2018-2021

Player	Rec	TD	20+ TD	20+ Pct.
Tyreek Hill, KC	272	35	19	54.3%
Mike Evans, TB	227	35	13	37.1%
Amari Cooper, Dal	268	24	12	50.0%
Antonio Brown, Pit/Ne/TB	136	16	11	68.8%
Marquise Brown, Bal	164	21	11	52.4%
Nelson Agholor, Phi/LV/NE	142	17	10	58.8%
DK Metcalf	187	25	10	40.0%
Mike Williams, LAC	173	20	10	50.0%

★ CATCH ME IF YOU CAN ★

Amari Cooper caught 10 passes for 81 yards in the 2020 season opener at the LA Rams (9/13/20), and then 13 passes for 139 yards in the 2021 season opener at Tampa Bay (9/9). Cooper's 13 catches are the most by a Cowboys player in the opening game of a season, surpassing the previous record which he tied with his 2020 performance:

Player	Opp, Date	Rec.
Amari Cooper	@TB, 9/9/21	13
Amari Cooper	@LAR, 9/13/20	10
Miles Austin	@WAS, 9/12/10	10
Miles Austin	NYG, 9/8/13	10
Frank Clarke	WAS, 9/16/62	10
Frank Clarke	STL, 9/12/64	10
Tony Dorsett	@LAR, 9/3/84	10

Cooper owns 10 career games with 10-plus catches - including six games as a Dallas Cowboy. His six games with Dallas are the third-most in a Cowboys career:

Player	10+ Rec Gms
Jason Witten	11
Michael Irvin	7
Amari Cooper	6
Miles Austin	5
Dez Bryant	4

Since the start of 2018, his seven games - between Oakland and Dallas - with 10-plus catches are tied for sixth in the NFL:

Player	Games	Player	Games
Michael Thomas	15	Amari Cooper	7
Davante Adams	12	Tyreek Hill	7
Christian McCaffrey	10	Keenan Allen	6
Stefon Diggs	9	Zach Ertz	6
DeAndre Hopkins	8	Four others tied	6

Additionally, Cooper now owns three games with a stat line of at least 10 catches, over 100 receiving yards and two-plus touchdowns, making him one-of-23 players since the NFL merger with at least three such games:

Career Games with 10 Rec, 100 Yds and Two TDs			
Player	Games	Player	Games
Antonio Brown	7	Isaac Bruce	3
Davante Adams	6	Amari Cooper	3
Chad Johnson	6	Zach Ertz	3
Cris Carter	5	Mike Evans	3
Andre Rison	5	Tyreek Hill	3
Keenan Allen	4	DeAndre Hopkins	3
Tony Gonzalez	4	Julio Jones	3
Marvin Harrison	4	Randy Moss	3
Andre Johnson	4	Reggie Wayne	3
Terrell Owens	4	Wes Welker	3
Jerry Rice	4	Roddy White	3
Anquan Boldin	3		

Cooper is the only player in Cowboys history with multiple games of 10-plus catches, over 100 yards and multiple touchdowns through the air:

Cowboys Players with 10 Rec, 100 Yds and Two TDs			
Player	Games	Player	Games
Amari Cooper	2	Tony Hill	1
Miles Austin	1	Mike Renfro	1

★ CEEDEE'S BIG PLAYS ★

CeeDee Lamb proved to be a big-play threat in 2020, tying the 11th-most receptions of 20-plus yards among all receivers with 18. He is moving towards that mark already in 2021, tied for eighth in the league with 13 20-plus yard catches:

Big-Play Receptions - 2021 NFL Leaders

Player	20+ Rec	Player	20+ Rec
Justin Jefferson.....	19	Adam Thielen.....	13
Cooper Kupp.....	18	Darren Waller.....	13
Davante Adams.....	16	Darnell Mooney.....	12
Deebo Samuel.....	15	Keenan Allen.....	11
Marquise Brown.....	14	Mark Andrews.....	11
Ja'Marr Chase.....	14	Mike Gesicki.....	11
Mike Evans.....	14	Diontae Johnson.....	11
CeeDee Lamb.....	13	Terry McLaurin.....	11
Tyler Lockett.....	13	Kyle Pitts.....	11
DJ Moore.....	13	DeVonta Smith.....	11

★ SPEEDY CEEDEE ★

CeeDee Lamb surpassed the 1,000 receiving yard mark in Week 1 at Tampa Bay (9/9), doing so in just his 17th career game to become the second-fastest Cowboy to reach 1,000 yards behind Bob Hayes (13 games):

Fastest Cowboys to 1,000 Career Receiving Yards

Player	Games
Bob Hayes.....	13
CeeDee Lamb.....	17
Dez Bryant.....	19
Michael Irvin.....	20
Herschel Walker.....	20

Lamb also surpassed the 100 career receptions in Week 6 at New England (10/17), doing so in just his 22nd career game to tie for the fastest Cowboy to reach 100 catches (Herschel Walker):

Fastest Cowboys to 100 Career Receptions

Player	Games
Herschel Walker.....	22
CeeDee Lamb.....	22
Dez Bryant.....	26
Jason Witten.....	28

Lamb became the fourth Cowboys player to reach 10 touchdown catches in the first 25 games of a career against Atlanta (11/14):

Fastest Cowboys to 10 Career TD Receptions

Player	Games
Bob Hayes.....	12
Dez Bryant.....	17
Terrance Williams.....	21
CeeDee Lamb.....	25

★ CEEDEE'S TDS ★

CeeDee Lamb scored seven touchdowns for the Cowboys as a rookie (five receiving, one rushing, one kick return). His touchdown total is tied for eighth in Cowboys history for a rookie, and he is one-of-five players in franchise history to score a touchdown three different ways in the same year:

Player	Season	RushTD	RecTD	Kick/Punt RetTD	Fum RetTD
CeeDee Lamb.....	2020	1	5	1	0
Kevin Williams.....	1993	2	2	1	0
Tony Dorsett.....	1978	7	2	0	1
Mike Montgomery.....	1972	1	1	0	1
Amos Marsh.....	1962	6	2	1	0

Additionally, Lamb was one-of-29 rookies in NFL history, and one-of-13 rookies since the NFL Merger, to score a touchdown rushing, receiving and on a kick return:

NFL Rookies with Rush, Rec and Kick Ret TD since 1970

Player	Season	Player	Season
CeeDee Lamb.....	2020	Jacoby Ford.....	2010
Steven Sims.....	2019	M. Jones-Drew.....	2006
Alvin Kamara.....	2017	Tim Brown.....	1988
Tyreek Hill.....	2016	Gary Anderson.....	1985
David Johnson.....	2015	Ray Williams.....	1980
Cordarrelle Patterson.....	2013	Mack Herron.....	1973
David Wilson.....	2012		



70%

CeeDee Lamb has caught 35 of his 50 passes in 2021 for a first down, which at 70.0% is the 13th-highest conversion rate in the NFL, and second on the Cowboys behind Amari Cooper (72.7%)

★ NO SILENCING THIS LAMB ★

CeeDee Lamb established a franchise record in the game at Minnesota (11/22/20), surpassing Bob Hayes for the most receptions by a Cowboys rookie:

Most Receptions by a Cowboys Rookie - Season

Player	Year	Rec	Yds	Avg	TD
CeeDee Lamb.....	2020	74	935	12.6	5
Bob Hayes.....	1965	46	1,003	21.8	12
Dez Bryant.....	2010	45	561	12.5	6
Antonio Bryant.....	2002	44	733	16.7	6
Terrance Williams.....	2013	44	736	16.7	5
Mike Sherrard.....	1986	41	744	18.2	5

★ ON THE LAMB ★

In 2020 CeeDee Lamb recorded two 100-yard games, first against Atlanta (9/20/20) and then against the N.Y. Giants (10/11/20), becoming the 12th Cowboys rookie - 17th time - to post a 100-yard game:

In doing so in his second game, Lamb tied Cornell Burbage as the fastest Cowboys rookie receiver to reach 100 yards in a game. Lamb then posted 124 yard against the Giants (10/11), becoming the third Cowboys rookie to record multiple 100-yard games (Mike Sherrard, 1986 and Bob Hayes, 1965).

Lamb has added to his 100-yard game total this season, tallying 104 yards in the season opener at Tampa Bay (9/9) and then going off for a career-best 149 yards at New England (10/17) before tallying 112 yards at Minnesota (10/31) - establishing a new career-best with three 100-yard games in a season.

Lamb now has the third-most 100-yard games in the first two years of a career by a Cowboys player:

Most 100-Yard Rec Games in First Two Seasons by a Cowboy

Player	Seasons	Games
Bob Hayes.....	1965-66	8
Drew Pearson.....	1973-74	6
CeeDee Lamb.....	2020-21	5
Michael Gallup.....	2019-20	4
Herschel Walker.....	1986-87	3

★ CEEDEE'S MOVES ★

CeeDee Lamb was a game-breaking wide receiver after the catch point in college, and he has carried that skill set over to the NFL ranks, ranking ninth in the league in yards after the catch (YAC) per-reception at the wide receiver position in 2021:

Wide Receivers with the Most YAC/Reception in 2021

Player	YAC/Rec	Player	YAC/Rec
Deebo Samuel	9.46	Jarvis Landry	6.67
Rondale Moore	8.30	Chris Godwin	6.66
Mecole Hardman	7.52	CeeDee Lamb	6.32
Ja'Marr Chase	7.10	Cedrick Wilson	6.23
Bryan Edwards	7.09	Quez Watkins	6.21
Kendrick Bourne	6.98	Kadarius Toney	6.20

★ LAMB CHOPS UP DEFENSES ★

CeeDee Lamb's elusivity is matched by his toughness, as he ranks fourth in the NFL with 117 receiving yards-after-contact by a wide receiver in 2021 (through week 11):

Wide Receiver Receiving Yards-After-Contact in 2021

Player	YACO	Player	YACO
Ja'Marr Chase	154	Laviska Shenault	107
Chris Godwin	147	Deebo Samuel	100
DJ Moore	118	Mecole Hardman	96
CeeDee Lamb	117	Courtland Sutton	94
Cooper Kupp	114	Justin Jefferson	91

★ SLOT SNAPS ★

The Cowboys have a group of versatile wide receivers who can line up at any of the receiver positions on offense, making the group hard to game plan for defensively. Here is a look at how each of the Cowboys receivers have lined up in 2021:

Wide Receiver Snaps by Alignment

Player	Slot Snps	Slot%	Wide Snps	Wide%
Cedrick Wilson	276	90.2%	29	9.5%
Amari Cooper	105	30.9%	235	69.1%
CeeDee Lamb	99	27.6%	256	71.3%
Malik Turner	30	69.8%	13	30.2%
Noah Brown	24	14.7%	139	85.3%
Michael Gallup	16	9.8%	148	90.2%

★ SERGEANT SCHULTZ ★

We know nothing, other than the Dallas offense has been one of the most efficient units at moving the chains on third down, converting 42.4 of its third down tries. A big part of that success stems from tight end Dalton Schultz's ability to find open holes in the middle of the opposing defense and present a window for Cowboys QBs to throw the ball, ranking sixth among all tight ends with 36 catches on 46 targets against zone coverage in 2021:

Tight End Receptions against Zone Coverage in 2021

Player	Tgt	Rec	Yards	Rec%
Travis Kelce	63	48	645	76.2%
T.J. Hockenson	55	43	390	78.2%
Mark Andrews	58	39	555	67.2%
Mike Gesicki	48	38	452	79.2%
Darren Waller	51	37	406	72.5%
Dalton Schultz	46	36	425	78.3%
Noah Fant	45	33	295	73.3%

Schultz is also tied for 32nd among all players in the NFL with nine first down receptions on third downs in 2021 - a total which leads the Cowboys and is tied for fourth among all tight ends:

Tight End First Downs Receptions on Third Down in 2021

Player	1stD	Player	1stD
Travis Kelce	14	Jared Cook	9
Hunter Henry	11	Pat Freiermuth	9
Mike Gesicki	10	Kyle Pitts	8
Tyler Higbe	9	Several tied	7
Dalton Schultz	9		

★ QUADFECTA ★

Dallas had four wide receivers record 100-yard receiving games in 2020 - tied for second-most in the NFL (Houston, five) - and has already seen four receivers reach that mark in 2021 - the ninth instance in team history where four different players on offense had 100-yard receiving games. The four receivers to surpass the century mark in 2021 are Amari Cooper (two), CeeDee Lamb (three), Michael Gallup (one) and Cedrick Wilson (one):

2021

Player	Position	100-Yd Gms
CeeDee Lamb	WR	3
Amari Cooper	WR	2
Michael Gallup	WR	1
Cedrick Wilson	WR	1

2020

Player	Position	100-Yd Gms
Amari Cooper	WR	4
Michael Gallup	WR	2
CeeDee Lamb	WR	2
Cedrick Wilson	WR	1

2012

Player	Position	100-Yd Gms
Dez Bryant	WR	5
Jason Witten	TE	3
Miles Austin	WR	2
Kevin Ogletree	WR	1

2010

Player	Position	100-Yd Gms
Miles Austin	WR	5
Dez Bryant	WR	1
Roy Williams	WR	1
Jason Witten	TE	1

2009

Player	Position	100-Yd Gms
Miles Austin	WR	5
Jason Witten	TE	3
Patrick Crayton	WR	1
Roy Williams	WR	1

2008

Player	Position	100-Yd Gms
Terrell Owens	WR	2
Jason Witten	TE	2
Miles Austin	WR	1
Marion Barber	RB	1

2004

Player	Position	100-Yd Gms
Keyshawn Johnson	WR	2
Jason Witten	TE	2
Antonio Bryant	WR	1
Terry Glenn	WR	1

1993

Player	Position	100-Yd Gms
Michael Irvin	WR	5
Alvin Harper	WR	2
Jay Novacek	TE	1
Emmitt Smith	RB	1

1985

Player	Position	100-Yd Gms
Tony Hill	WR	4
Mike Renfro	WR	3
Doug Cosbie	TE	2
Karl Powe	WR	1

4.5%

Dallas' offensive line has yielded a sack on 4.5% of Dallas' drop backs in 2021 (20-of-442) - the sixth-ranked percentage in the league.

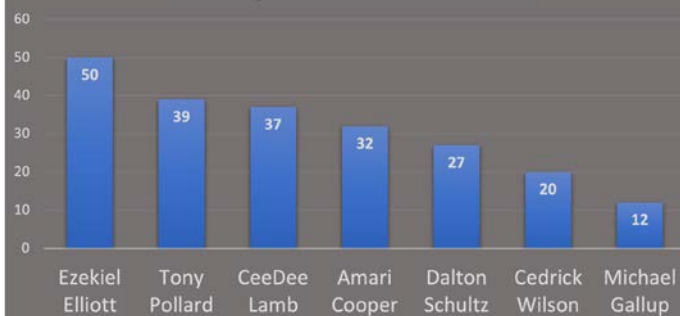
★ FIRST DOWN COWBOYS ★

In 2020 the Cowboys recorded the seventh-most first downs (371) and are tied for fifth in 2021 with 262 first downs gained:

2021 NFL Team First Down Leaders - Offense

Team	Rush	Pass	Pen	Total
Kansas City	76	182	23	281
Tampa Bay	73	177	18	268
Baltimore	111	137	19	267
Indianapolis	106	131	27	264
Dallas	72	165	25	262
Tennessee	95	142	25	262

Cowboys Leaders in First Downs



★ DYNAMITE OFFENSE ★

The Cowboys offensive production was correlated in large part to its ability to produce explosive plays (10-plus yards) in 2020. Dallas racked up 238 explosive plays in 2020 - the sixth-most by any offense in the NFL, and leads the NFL in 2021 with 171:

Explosive Plays (10-Plus Yards) - 2021 NFL

Team	10+ Rush	10+ Pass	Tot 10+	10+ TD
Dallas	36	135	171	15
LA Chargers	30	139	169	16
Tennessee	42	126	168	12
Kansas City	34	133	167	11
New England	44	123	167	13
Philadelphia	60	102	162	9

★ SCORING DRIVES ★

Dallas has been one of the best teams in the NFL at putting up points in 2021, posting 53 scoring drives on the year - tied for sixth in the NFL:

Most Scoring Drives in 2021

Team	Scoring Drives	Avg. Plays	Avg. Yards	Avg. Time
New England	63	7.98	53.4	3:41
Indianapolis	59	7.46	57.8	3:34
Buffalo	57	7.79	56.2	3:37
Tampa Bay	56	7.70	59.7	3:24
LA Rams	54	8.17	62.4	3:38
Cincinnati	53	7.25	57.0	3:29
Dallas	53	8.15	60.2	3:29
Arizona	52	8.63	62.6	4:03
Three teams tied	51	--	--	--

★ POINTS OFF TAKEAWAYS ★

In 2021 NFL teams have turned the ball over 480 times, and their opponents have scored 1,429 points off those takeaways. Dallas has scored 61 points off 19 takeaways in 2021 (eighth).

Most Points Off Takeaways - 2021 NFL

Team	Takeaways	Points	Pct of Tot Pts Scored on TAs
Indianapolis	27	105	30.9%
Tampa Bay	23	94	27.1%
Buffalo	25	74	22.7%
Arizona	19	72	23.2%
Tennessee	14	72	23.7%
New England	25	69	20.5%
Green Bay	19	67	23.7%
Dallas	19	61	18.7%

★ CHURNING OUT YARDS ★

Dallas is averaging 419.8 yards-per-game in 2021 - the highest average in the league - and part of the offense's success stems from converting third downs and staying on the field, which is buoyed by the ninth ranked 6.13 yards-per-play on third downs:

Dallas Cowboys Yards-Per-Play in 2021

1st Down	2nd Down	3rd Down	4th Down
6.08	6.36	6.13	5.41
Rank: 6th	Rank: 3rd	Rank: 9th	Rank: 12th

The Cowboys are tied for the lead in the NFL by averaging 6.17 yards-per-play in 2021:

Team	Plays	Yards	Total Avg.
Dallas	749	4,618	6.17
LA Rams	685	4,225	6.17
Tampa Bay	727	4,419	6.08
Las Vegas	698	4,242	6.08
LA Chargers	708	4,222	5.96

★ POINT MEN ★

Dallas has scored 326 points through 11 games of 2021 - the third-highest scoring offense in 2021 and the fifth-highest point total through 11 games in team history:

Dallas Cowboys Most Points Through 11 Games

Season	Pts	Season	Pts
1966	366	1980	321
2007	358	1995	319
1968	346	2016	316
1983	341	1969	312
2021	326	2006	309

The Cowboys have started the scoring barrage early in their 11 games this year, tied for seventh in first quarter points (68):

Most First Quarter Points in 2021 - NFL

Team	Pts	Team	Pts
Indianapolis	79	Tampa Bay	73
Carolina	75	Miami	69
Philadelphia	75	Dallas	68
Arizona	73	Minnesota	67

★ YARDS AFTER THE CATCH - YAC ATTACK ★

Dallas exploited defenses for the 11th-most yards after the catch in the NFL in 2020 with 2,053 YAC - 45.5% of their total passing output (4,511 gross yards). The YAC total was the sixth-most by a Cowboys offense since 1992 when the stat began to be tracked, with the highest figure coming in 2009 (2,340). Dallas ranks fifth with 1,597 YAC in 2021:

DALLAS COWBOYS YARDS AFTER THE CATCH 2020-21



★ 11 PERSONNEL ★

With the Cowboys having three game-breaking options at the wide receiver position, they relied heavily on their "11 personnel" (one running back, one tight end and three receivers) in 2020 - ranking fifth among all teams by running 71.5% of their offensive snaps from that formation grouping:

2020 Snap Percentage from "11 Personnel"

Team	Off Plays	11 Per.	11 Per. %
Cincinnati Bengals	1,040	783	75.3%
Pittsburgh Steelers	1,043	760	72.9%
Jacksonville Jaguars	997	721	72.3%
Kansas City Chiefs	1,057	761	72.0%
Dallas Cowboys	1,113	795	71.5%

Thus far in 2021, Dallas has run 449-of-749 offensive plays from 11 personnel, which at 59.9% ranks 15th among all teams. Below are the Cowboys personnel groupings in 2021 versus 2020:

	2020		2021	
	OffSnaps	Snap%	OffSnaps	Snap%
10 Personnel	22	2.0%	3	0.4%
11 Personnel	795	71.4%	449	59.9%
12 Personnel	236	21.2%	189	25.2%
13 Personnel	6	0.5%	7	0.9%
21 Personnel	10	0.9%	25	3.3%
22 Personnel	6	0.5%	12	1.6%

★ DRIVE FOR SIX ★

Over the previous five seasons (2016-20), Dallas ranked eighth in offensive touchdown percentage, driving for six on 24.3% of possessions, something the offense will need to improve in its drive for a sixth Super Bowl Championship.

Dallas has scored a touchdown on 34-of-123 offensive possessions so far in 2021, a touchdown percentage of 27.6%.

Offensive TD Percentage, 2021

Team	Drives	TD%	Team	Drives	TD%
Tampa Bay	125	33.6%	Indianapolis	130	29.2%
Arizona	118	31.4%	Cincinnati	125	28.8%
Buffalo	120	30.8%	LA Rams	119	28.6%
LA Chargers	111	30.6%	Dallas	123	27.6%
Kansas City	111	29.7%	San Francisco	116	26.7%

★ YARD DOGS ★

The Cowboys accumulated 515 yards of offense against the N.Y. Giants (10/10), their first 500-yard game in 2021 after compiling four 500-yard efforts in 2020 - tied with the 1966, 1978 and 2019 squads for the most such games in franchise history.

In the Cowboys 515-yard performance were 314 passing yards and 201 rushing yards, marking the sixth time in team history a Cowboys offense posted 300 yards through the air and 200 yards on the ground in the same game - the first time since 1983:

Dallas Cowboys Games with 300 Pass Yds, 200 Rush Yds

Opp, Date	Rush Yds	Pass Yds	Tot Yds
vs. NYG, 10/10/21	201	314	515
vs. Phi, 10/16/83	212	310	522
vs. Bal, 9/4/78	278	305	583
vs. Stl, 9/30/73	250	328	578
vs. Hou, 12/20/70	208	341	549
vs. Phi, 10/9/66	212	440	652

★ NO NEGATIVES ★

The Cowboys offense has recorded the second-fewest plays that gained negative yardage in 2021, with only 47 through 11 games:

Team	Neg Rush	Neg Pass	Sack	Total
LA Rams	23	4	17	44
Dallas	22	5	20	47
Las Vegas	21	6	22	49
Jacksonville	21	11	18	50
Atlanta	28	5	20	53
New Orleans	28	5	18	53
Tampa Bay	29	9	15	53

★ WE'RE GOING STREAKING ★

The Dallas Cowboys recorded a four-game streak with 400 yards and 30 points from 12/31/18 at the N.Y. Giants through 9/22/19 against New Orleans - tied for eighth in NFL history. The Arizona Cardinals are the most recent team to record a four-game streak, starting in the first game of 2021 at Tennessee (9/3) through the game on 10/3 at the LA Rams:

All-time Streaks of 400 Yds and 30 Pts

Team	Streak	Yds	Pts	W-L
Denver	10 games (12/23/12 - 10/27/13)	467.6	41.5	9-1
New England	9 games (12/31/06 - 10/28/07)	436.6	41.2	9-0
St. Louis	8 games (12/5/99 - 9/17/00)	478.1	34.8	7-1
New England	6 games (1/2/11 - 10/9/11)	496.3	33.8	5-1
Philadelphia	5 games (10/25/53 - 11/21/53)	493.2	40.8	5-0
Oakland	5 games (10/27/68 - 11/24/68)	501.2	37.8	5-0
San Francisco	5 games (11/20/94 - 12/17/94)	460.2	39.2	5-0
Arizona	5 games (10/11/20 - 11/15/20)	469.6	33.6	4-1
Tennessee	5 games (11/22/20 - 12/20/20)	444.0	37.4	4-1
Dallas	4 games (12/31/18 - 9/22/19)	465.8	33.3	4-0
Dallas	4 games (9/20/20 - 10/11/20)	515.0	40.8	2-2
Many teams	4 games	--	--	--

The Cowboys recorded another four-game streak with 400 yards and 30 points in 2020 (9/20 vs. Atlanta - 10/11 vs. NYG) - tied with the four games in 2019 for the most games in team history - and added a three-game bender with 400 yards and 30 points this year, starting on 10/3/21 vs. Carolina through 10/17/21 at New England:

Team	Streak	Games	Pts	Yds
Dallas	12/30/18 - 9/22/19	4	133	1,863
Dallas	9/20/20 - 10/11/20	4	163	2,060
Dallas	10/1/17 - 20/22/17	3	101	1,349
Dallas	10/3/21 - 10/17/21	3	115	1,515

The three-game streak from 2021 is broken down below:

Opp, Date	Yards	Points
vs. Carolina, 10/3/21	433	36
vs. N.Y. Giants, 10/10/21	515	44
at New England, 10/17/21	567	35

★ 4TH DOWN CONVERSIONS ★

In 2020 Head Coach Mike McCarthy proved to be one of the more aggressive coaches in the NFL. The Cowboys led the NFL with 31 fourth down attempts, a franchise record and the most McCarthy has attempted in his 15-year career. Dallas' 17 conversions were also a franchise record. In 2021 Dallas has converted eight-of-17 fourth down attempts.

Below is a breakdown of Dallas' fourth down conversions under Mike McCarthy's two seasons.

Fourth Down Conversions, 2020-21

Coach	Year	Conv.	Att.	Pct.
Mike McCarthy	2020	17	31	54.8%
Mike McCarthy	2021	8	17	47.1%

★ IF UR NOT 1ST, UR LAST ★

The Cowboys compiled 13 first downs in the first quarter at the LA Chargers (9/19) and tallied 14 first downs the next week against Philadelphia (9/27). The 14 first downs are a franchise high dating as far back as 1970, and Dallas is the first NFL team to accomplish the feat in consecutive games and the second to gain 13-plus first downs multiple times in one season (2018 LA Rams).

Most First Quarter First Downs, Single-Game Since 1970

Team	Opp, Date	Tot1st
LA Rams	vs. KC, 11/19/18	15
Dallas	vs. Phi, 9/27/21	14
New Orleans	vs. Min, 12/25/20	14
LA Rams	vs. LAC, 9/23/18	14
Atlanta	vs. KC, 12/4/16	14
LA Chargers	vs. LV, 10/31/04	14
Dallas	at LAC, 9/19/21	13

Dallas now has 262 first downs through the first 11 games of 2021, tied for third-most in 11 games in team history, post merger:

Most First Downs in Games 1-10, Cowboys Since 1970

Season	1stD	Season	1stD
2016	270	2021	262
2020	263	2019	262



69.8

Trevon Diggs has been targeted 64 times in 2021, and on those targets he has eight interceptions and 13 pass breakups - both top-five ranked stats - and QBs have registered a 69.8 passer rating when throwing his direction.

★ CAN YOU DIGG(S) IT? ★

Trevon Diggs intercepted two passes at Philadelphia (11/1/20) - his first career interceptions and the first interceptions by a Dallas defender since Week 1 at the LA Rams (9/13/20). It was the first time the Cowboys had a rookie defender record multiple interceptions since Sean Lee (12/5/10 at Indianapolis) and the 14th time overall:

Cowboys Rookie Defenders with Multiple INTs in a Game

Player	Opp, Date	INTs
Terence Newmanat Was, 12/14/03	3
Trevon Diggsat Phi, 11/1/20	2
Sean Leeat Ind, 12/5/10	2
Derek Rossat Det, 11/3/02	2
Everson Wallsvs. Buf, 11/9/81	2
Everson Wallsvs. Mia, 10/25/81	2
Everson Wallsvs. LAR, 10/18/81	2
Everson Wallsat NE, 9/21/81	2
Anthony Dickersonvs. SF, 10/12/80	2
Charlie Watersvs. Hou, 12/20/70	2
Cliff Harrisvs. NYG, 9/27/70	2
Mel Renfroat Chi, 11/1/64	2
Lee Roy Jordanat Pit, 10/27/63	2
Mike Gaechterat Stl, 12/9/62	2

Diggs' ball-hawking skills have developed even further in his second NFL season, as he leads the team with 13 pass breakups and eight interceptions, and had at least one in each of the first six games of 2021. Diggs is the first Cowboys defender to have an interception in the first six games of a season, which ties the longest interception streak to start a season in NFL history:

Longest INT Streaks to Start a Season, NFL History

Player	Season	Games	Player	Season	Games
T. Landry 1951	6	P. Jaquess 1964	5
B. Wilburn 1987	6	C. Karilivacz 1957	5
B. Russell 2003	6	L. Parrish 1979	5
T. Diggs 2021	6	W. Sherman 1655	5
D. Bishop 1961	5	B. Smith 1949	5
J. Davis 1950	5			

★ BELIEVE IN YOURSELF ★

Trevon Diggs has made the leap in his second season, already passing his rookie season high with eight interceptions in the first 10 games of 2021. His six-game interception streak is the longest in team history in the Super Bowl era:

Longest INT Streak, Cowboys History Post Merger

Player	Games	Streak Dates	Tot. INT
T. Diggs 6	9/9/21 - 10/17/21	6
D. Thurman 4	9/22/85 - 10/13/85	4
M. Downs 4	12/4/83 - 9/3/84	4
C. Waters 4	12/3/72 - 9/16/73	4
C. Waters 4	12/12/70 - 9/26/71	5
Many others tied 3	--	--

Dating back before the NFL Merger and to the inception of the Cowboys franchise, Don Bishop recorded an interception in each of the first five games of the 1961 season, which is now the second-longest streak in team history:

Player	Games, Dates of Streak	Total INT
Trevon Diggs	... 6 (at TB, 9/9/21 - at NE, 10/17/21)	7
Don Bishop 5 (vs. Pit, 9/17/61 - vs. Phi, 10/15/61)	6

The longest streak at any point in a season in NFL history, post merger, is six games, prior to Diggs, most recently accomplished by Brian Russell in 2003:

Longest INT Streaks in a Season, Super Bowl Era

Player	Season	Games	Player	Season	Games
T. Diggs 2021	6	J. Byrd 2009	5
B. Russell 2003	6	C. Bailey 2005	5
D. Evans 2001	6	T. Parrish 2003	5
B. Wilburn 1987	6	E. Turner 1996	5
L. Hayes 1980	6	R. Buchanan 1994	5
E. Hayes 1980	6	A. Lewis 1993	5
L. Parrish 1978	6	J. Allen 1980	5
M. Blount 1975	6	G. Barbaro 1980	5
X. Howard 2020	5	L. Hayes 1979	5
J.C. Jackson 2020	5	K. Riley 1975	5
K. Coleman 2015	5	E. Thomas 1973	5
R. Nelson 2015	5			

★ DIGGING DEEPER ★

Trevon Diggs has a total of eight interceptions through the first 11 games of 2021 - tied for 12th in the Super Bowl era through the first 11 games of a season.

Most Interceptions First 11 Games of a Season NFL History, 1970-2021

Player/Season	INT	Player/Season	INT
Mike Reinfeldt, 1979 11	Bill Bradley, 1972 9
Mel Blount, 1975 10	Tony Greene, 1974 9
Monte Jackson, 1976 10	Lester Hayes, 1980 9
Emmitt Thomas, 1974 10	Lemar Parrish, 1979 9
Everson Walls, 1981 10	Trevon Diggs, 2021 8
Lyle Blackwood, 1977 9	Many others tied 8
Bill Bradley, 1971 9		

Mike Reinfeldt holds the record for most interceptions through 12 games, with 12 interceptions in the first 12 games in 1979, followed by Mel Blount with 11 through 12 games in 1975.

★ INTERCEPTION INCEPTION ★

Trevon Diggs has been among the best defenders in the NFL in 2021, as he leads the league in interceptions (eight) and ranks second in the NFL in pass breakups (13):

2021 Interception Leaders

Player	INTs	PBUs
Trevon Diggs, Dal 8	13
J.C. Jackson, NE 7	16
Kevin Byard, Ten 5	12
Xavier McKinney 5	9
Amani Oruwariye 5	9
Jordan Poyer 5	8

★ MAKING A SPLASH ★

Trevon Diggs' impact can be measured by more than interceptions, as he has been one of the leaders on the Dallas defense in splash plays (plays that have a high impact on the game). For this purpose, splash plays are defined as:

- Sacks
- Tackle for loss (non sack)
- Heavy QB pressure leading to throw aways
- Run stuff (no gain)
- Pass stuff (no gain)
- Interception
- Forced fumble
- Fumble recovery
- Pass defended
- Third/fourth down stop

2021 Cowboys Splash Play Leaders

Player	Snaps	Splash Pls	Snp/Splsh
Micah Parsons	583	39	14.9
Jayron Kearse	643	25	25.7
Trevon Diggs	644	23	28.0
Jourdan Lewis	499	18	28.5
Anthony Brown	675	17	39.7
Chauncey Golston	260	13	20.8
Randy Gregory	269	11	24.5
Tarrell Basham	398	11	36.2

Micah Parsons has also made a high number of splashy plays in 2021, and he leads all rookies in splash plays:

2021 Defensive Rookie Splash Play Leaders

Player	Snaps	Splash Pls	Snp/Splsh
Micah Parsons, Dal	583	39	14.9
Odafe Oweh, Bal	434	21	20.7
Jevon Holland, Mia	627	20	31.4
Nick Bolton, KC	422	19	22.2
J.Owusu-Koramoah, Cle	316	18	17.6

★ NFC DEFENSIVE POTM ★

Trevon Diggs was named NFC Defensive Player of the Month for September, becoming just the third Cowboys defender and first defensive back to win the award for Dallas.

Diggs was a lock-down corner through three September games for Dallas, helping the Cowboys to a league-leading plus-five turnover differential and NFL-best eight takeaways in the opening month of 2021. Diggs tied for the NFL-lead with three interceptions - matching his career-high from his rookie campaign in 2020, and led all defensive players with six pass breakups in September. In the Week 3 Monday Night Football game against division rival Philadelphia, Diggs returned an interception 59 yards for a touchdown to break open the game, also registering three breakups in the contest and holding Jalen Hurts to a 36.8 passer rating when targeted.

He registered an interception in each of the first three games of the season, tied with Everson Walls (1985) for the longest streak to start a season in Cowboys history since the 1970 merger.

Dallas also ranked 10th in passing yards-per-game (277.3) at the conclusion of September largely on the strength of Diggs' play.

Dallas Cowboys to Win NFC Defensive POM

Player	Position	Season	Month
Trevon Diggs	CB	2021	September
DeMarcus Lawrence	DE	2017	September
Sean Lee	LB	2013	October
Sean Lee	LB	2011	September

★ NFC DEFENSIVE POTW ★

On the heels of his NFC Defensive Player of the Month honors, Trevon Diggs added another accolade to his resume, earning NFC Defensive Player of the Week after the Cowboys' 36-28 win over the Panthers.

Diggs recorded four tackles and two interceptions in the game, becoming the fourth player since 1990 and first Cowboy since 1970 with an interception in each of his team's first four games of a season. No other player had two interceptions in Week 4.

Diggs is the first Cowboys cornerback to earn the honor since Brandon Carr (Week 15, 2012).

★ WELCOME TO DIGGS ISLAND ★

Trevon Diggs is proving himself to be a lock-down corner in his second NFL season, and he is one-of-five players to allow a reception on 50%-or-fewer of targets against him and more than 10 pass breakups on the season (through Week 11):

NFL Defenders Burn Pct. <= 50% and >10 PBUs in 2021

Player	Tgt	Burn%	PBUs
Kevin Byard, Ten	30	43.3%	12
Marlon Humphrey, Bal	57	45.6%	11
Emmanuel Moseley, SF	39	48.7%	10
J.C. Jackson, NE	66	50.0%	15
Trevon Diggs, Dal	64	50.0%	13

**min 30 targets against*

Diggs' play is even more impressive when you consider quarterbacks have targeted him the fourth-most in 2021, and among cornerbacks who have played at least 50% of defensive snaps, he is allowing the 10th-lowest passer rating against, per PFF:

NFL Cornerbacks Passer Rating Against in 2021

Player	Cvg Snps	Tgts	Passer Rate Agst
J.C. Jackson, NE	407	66	38.1
Denzel Ward, Cle	359	36	58.5
Jamel Dean, TB	371	41	58.6
Tre'Davious White, Buf	403	58	61.4
A.J. Terrell, Atl	361	36	63.5
Taron Johnson, Buf	367	47	65.2
Rasul Douglas, GB	261	44	66.3
Kristian Fulton, Ten	283	30	69.0
Patrick Surtain II, Den	372	62	69.2
Trevon Diggs, Dal	441	64	69.8

★ DIGGING UP PBUS AND INTS ★

In 2020 Trevon Diggs tied for the ninth-most interceptions by a Cowboys rookie (three):

Player	Season	INTs	Player	Season	INTs
Everson Walls	1981	11	Terence Newman	2003	4
Michael Downs	1981	7	Trevon Diggs	2020	3
Mel Renfro	1964	7	Duane Hawthorne	1999	3
Mike Gaetche	1962	5	Tommy Haynes	1987	3
Derek Ross	2002	5	Lee Roy Jordan	1963	3
Charlie Waters	1970	5	Obert Logan	1965	3
Roy Williams	2002	5	Pat Watkins	2006	3

He was the first rookie since Byron Jones to lead the Cowboys in pass breakups (14) and only the third rookie in team history to do so. Diggs was also the only rookie defender in Cowboys history to lead the team in pass breakups and interceptions outright. (Cowboys did not track PBUs before 1984).

Cowboys Rookies to Lead Defense in PBUs

Player	Season	PBUs	INTs
Trevon Diggs	2020	14	3
Byron Jones	2015	12	0
Derek Ross	2002	12	5*

**Ross tied for the team lead in INTs in 2002 (R. Williams)*

Diggs has eight interceptions in his second NFL season, already tied for fifth in a single-season in team history and more than doubling his rookie season total on his climb up the Cowboys record books. Everson Walls holds the single-season team record with 11 interceptions in 1981:

Most Single-Season INTs in Cowboys History

Player	Season	INTs	Player	Season	INTs
Everson Walls	1981	11	Michael Downs	1981	7
Mel Renfro	1969	10	Cornell Green	1967	7
Dennis Thurman	1981	9	Cornell Green	1963	7
Everson Walls	1985	9	Mel Renfro	1964	7
Don Bishop	1961	8	Mel Renfro	1967	7
Trevon Diggs	2021	8	Everson Walls	1982	7
Michael Downs	1984	7	Many players tied	6	



15 Micah Parsons leads the Cowboys and is tied for second in the league with 15 tackles for loss - the most tackles for loss by a Cowboys linebacker since Sean Lee posted 13 TFLs in 2017.

★ STIX CITY ★

The Cowboys drafted Micah Parsons with the 12th overall pick in the 2021 NFL Draft, adding a fast play maker to a defense that finished 28th in points/game allowed in 2020.

Parsons is proving to be a versatile chess piece for Dallas, playing 214 run defense snaps, 224 pass rush snaps and 181 pass coverage snaps in 2021. Pro Football Focus has credited Parsons with 45 quarterback pressures on the season - 15th in the NFL - largely due to eight pressures in Week 2 at the LA Chargers, a game in which Parsons moved from linebacker to defensive end because of injuries to other players on the Cowboys roster.

Parsons' eight pressures credited from PFF at the LA Chargers are the most by a rookie in a game since Nick Bosa in 2019, and he is generating a pressure on 20.1% of his rush opportunities.

Highest Pressure Percentage in 2021, per PFF

Player	Rushes	Pressures	Pressure%
Devin White	97	28	28.9%
Micah Parsons	224	45	20.1%
Dont'a Hightower	81	16	19.8%
Jerome Baker	106	20	18.8%
Maxx Crosby	390	71	18.2%
Romeo Okwara	90	16	17.8%
Matthew Judon	315	55	17.5%
Rashan Gary	304	50	16.5%

*min 75 pass rush snaps

Parsons also has the third-best run stop percentage among all linebackers in 2021 (min. 50 snaps in run defense):

Highest Run Stop Percentage in 2021, per PFF

Player	Run Snps	Stops	Stop%
J. Owusu-Koramoah	130	19	14.6%
Micah Parsons	214	25	12.2%
Nick Bolton	198	24	12.1%
Josh Byner	111	13	11.7%
Alexander Johnson	114	13	11.4%

* The PFF "Run Stop Percentage" focuses only on running plays and "stops" (tackles that constitute a "loss" for the offense).

★ PARSONS' GAMBIT ★

Micah Parsons has lined up all over the defense for Dallas, and below are his snap counts by position, per PFF:

	DLine	LB	CB	S
Week 1 at TB	10	38	3	0
Week 2 at LAC	39	0	0	0
Week 3 vs. Phi	33	3	0	1
Week 4 vs. Car	16	48	4	0
Week 5 vs. NYG	3	58	2	0
Week 6 at NE	21	32	0	0
Week 7 at Min	17	44	3	0
Week 8 vs. Den	12	52	3	0
Week 9 vs. Atl	9	30	1	0
Week 10 at KC	59	1	0	0
Week 11 vs. LV	73	4	0	0
Totals	292	310	16	1

★ ROOKIE SACK ATTACK ★

Micah Parsons has been extremely productive when unleashed on opposing quarterbacks in 2021, leading the Cowboys with 9.0 sacks on the year. Parsons' 9.0 sacks are the most by any Cowboys rookie in a single season since 1982:

Most Sacks in Rookie Season, Cowboys History Since 1982

Player	Sacks	Season
Micah Parsons	9.0	2021
DeMarcus Ware	8.0	2005
Jimmie Jones	7.5	1990
Maliek Collins	5.0	2016

In fact, Parsons is the 12th league rookie since 1999 to have at least 9.0 sacks and 15 tackles for loss in his rookie campaign, and is only the second player to reach those thresholds in his first 11 games:

NFL Rookies with 9.0 Sacks, 15 TFL in First 11 Games

Player/Season	Sacks	TFL
Von Miller, Den (2011)	10.5	16
Micah Parsons, Dal (2021)	9.0	15

Parsons recorded 2.5 sacks against Denver (11/7), the first multi-sack game of his career and tied with Jimmie Jones (Tampa Bay, 10/7/90) for the second-most sacks in a single game by a Cowboys rookie:

Most Sacks in a Game, Cowboys Rookies

Player	Opp, Date	Sacks
DeMarcus Ware	at Carolina, 12/24/05	3.0
Jimmie Jones	vs. Tampa Bay, 10/7/90	2.5
Micah Parsons	vs. Denver, 11/7/21	2.5
Micah Parsons	at Kansas City, 11/21/21	2.0

Parsons has two multi-sack games in his career and is tied with Jimmie Jones (two) and Russell Maryland (two) for the most multi-sack games by a rookie in team history.

Parsons exploded in the month of November, recording 6.5 sacks in four November games - tied for the second-most sacks in a single month in Cowboys history:

Most Sacks in a Single-Month, Cowboys History

Player	Sacks	Month/Season
DeMarcus Ware	7.0	Oct. 2011
DeMarcus Lawrence	6.5	Sept. 2017
Micah Parsons	6.5	Nov. 2021
Ed "Too Tall" Jones	6.0	Nov. 1987
Tony Tolbert	6.0	Sept. 1996
Greg Ellis	6.0	Nov. 2007
DeMarcus Ware	6.0	Nov. 2008
Several Players tied	5.5	--

Parsons leads all rookies in sacks and ranks 10th among all NFL defenders so far in 2021:

Top Rookie Sack Leaders in 2021

Player	Sacks
Micah Parsons, Dal	9.0
Jaelan Phillips, Mia	6.5
Azeez Ojulari, NYG	5.5
Odafe Oweh, Bal	5.0

★ NFC DEFENSIVE POTW ★

Micah Parsons was awarded NFC Defensive Player of the Week honors following the Cowboys road victory at Minnesota in Week 8, the first defensive player of the week honor for Parsons and the second by a Cowboys defender in 2021.

Parsons finished with a game-high 11 tackles, including four tackles for losses, with one pressure. Parsons tormented Minnesota ball carriers behind the line of scrimmage, making him only the third Cowboy (DeMarcus Ware, four times; DeMarcus Lawrence, once), to tally four tackles behind the line of scrimmage in recent history (dating back to 2008).

★ THIRD-AND-I GOT THIS ★

The Cowboys have held opponents to 42-of-134 on third downs in 2021, which at 31.3% ranks second in the league.

Dallas' best third down defensive performance came at Minnesota (10/31), when it held the Vikings to one-of-13 (7.7%) on third down - tied for the sixth-lowest conversion rate in a single-game in Cowboys history.

Third Down Defense in 2021

Team	3rd Att.	3rd Conv.	3rd Pct.
Baltimore	131	40	30.5%
Dallas	134	42	31.3%
Arizona	129	42	32.6%
Buffalo	138	46	33.3%
Carolina	151	53	35.1%

Below is a breakdown of the Cowboys' opponent third down conversions by distance in 2021:

3rd & Short (<4 Yds)	3rd & Med (4-6 Yds)	3rd & Long (>6 Yds)	3rd & 10+
15-34 (44.1%)	11-36 (30.6%)	16-64 (25.0%)	10-39 (25.6%)
Rank: 1st	Rank: 4th	Rank: 17th	Rank: 26th

★ NO POINTS FOR YOU ★

Dallas is holding its opponents to 22.7 points-per-game in 2021 (t-13th in the league) and is allowing scores on only 34.8% of opposing offensive possessions - the ninth-best opponent scoring rate in the league:

Lowest Opponent Scoring Efficiency in 2021

Team	Opp Drives	Scores	Score %
New England	129	34	26.4%
Buffalo	121	33	27.3%
Arizona	118	35	29.7%
Denver	111	34	30.6%
Baltimore	126	39	31.0%
Carolina	141	45	31.9%
Cincinnati	123	40	32.5%
Green Bay	120	40	33.3%
Dallas	132	46	34.8%
Indianapolis	132	47	35.6%

★ TO THE HOUSE ★

Dallas is one-of-six teams in 2021 with multiple interception return touchdowns, posting three pick-sixes on the year - two by Trevon Diggs and one by Anthony Brown. Dallas' three interception return touchdowns are tied for the fourth-most in a single season in team history, and are tied for the most through nine games in team history:

Cowboys Most INT Return TDs in a Single Season

Season	Pick-Sixes
1999	4
1995	4
1985	4
2021	3
11 more seasons	3

★ WE'RE GOING STREAKING ★

The Dallas defense recently concluded a 10-game streak with at least two takeaways, dating back to the game at Cincinnati (12/13/20) through at Minnesota (10/31/21). The streak tied Dallas' longest string of games in franchise history:

Dallas Cowboys 10-Game Streak with Multiple Takeaways

Opp, Date	Takeaways
at Cin, 12/23/20	3
vs. SF, 12/20/20	4
vs. Phi, 12/27/20	3
at NYG, 1/3/21	2
at TB, 9/9/21	4
at LAC, 9/19/21	2
vs. Phi, 9/27/21	2
vs. Car, 10/3/21	2
vs. NYG, 10/10/21	2
at NE, 10/17/21	2

Longest Cowboys Streaks with Multiple Takeaways

Opp, Date	Games
vs. Was, 12/12/76 - vs. Stl, 11/14/77	10
vs. Was, 12/6/70 - at Chi, 10/31/71	10
at Cin, 12/23/20 - at NE, 10/17/21	10
at Stl, 9/11/83 - at Phi, 11/6/83	9
at Min, 11/8/99 - at NO, 12/24/99	8
vs. Phi, 11/14/71 - at NYG, 9/24/72	8
vs. Phi, 11/24/85 - at Det, 9/14/86	7

★ I'LL TAKE THAT ★

The Dallas defense forced four takeaways in Week 1 against Tom Brady and the Tampa Bay Buccaneers, tying its single-game high from a season ago (at Phi, 11/1/20 and vs. SF, 12/20/20).

The Cowboys finished last season with a -3 turnover differential, tied for 21st in the league, and had a 2-7 record in games that they posted an even or negative turnover margin.

Dallas is tied for ninth with a +4 turnover differential in 2021, and it has posted an even or positive takeaway differential in eight-of-11 games this season.

2021 NFL Turnover Differential Leaders

Team	Takeaways	Giveaways	Differential
Indianapolis	27	15	+12
New England	25	15	+10
Buffalo	225	16	+9
Green Bay	19	10	+9
Arizona	19	11	+8
Tampa Bay	23	15	+8
Minnesota	13	8	+5
N.Y. Giants	19	14	+5
Dallas	19	15	+4
New Orleans	16	12	+4
Seattle	9	6	+3
Houston	20	18	+2
Three teams tied	--	--	+1

★ TAKEAWAYS IN BUNCHES ★

The Cowboys recorded 16 takeaways (nine fumble recoveries, seven interceptions) in the second half of the 2020 season after recording only seven takeaways in the first eight games of the season. Dallas finished the year with a takeaway in seven straight games, its longest streak with a takeaway since a nine-game streak to close the 2018 season.

Dallas has continued to pilfer the football in 2021, recording 19 takeaways through 10 games - tied for fourth in the NFL. The takeaways have not only limited opponent scoring but have led to points for the Cowboys on 68.4% of drives after takeaways (13-of-19) - tied for fourth in the league:

Most Takeaways Scores in the NFL

Team	Takeaways	Scores	TA Score%
Indianapolis	27	17	63.0%
Tampa Bay	23	16	69.6%
New England	25	14	56.0%
Buffalo	25	13	52.0%
Dallas	19	13	68.4%
Three teams tied	--	12	--



135 Greg Zuerlein finished his first season in Dallas with 135 points, tied for the second-most in a single season in team history (Dan Bailey, 2011).

★ ZUERLEIN'S CLUTCH KICKS ★

Greg Zuerlein had two game-winning kicks for the Cowboys in 2020, first against Atlanta (9/20/20) with a 46-yard field goal and then against the N.Y. Giants (10/11/20). Zuerlein capped off the Cowboys first victory of the 2021 season with his third game-winning field goal as a Cowboy - 11th career game-clinching kick - booting a 56-yard kick as time expired at the LA Chargers:

Season	Opp, Date	Distance
2021	at LA Chargers, 9/19/21	56 yards
2020	vs. N.Y. Giants, 10/11/20	34 yards
2020	vs. Atlanta, 9/20/20	46 yards
2018*	at New Orleans, 1/20/19	57 yards
2018	vs. Green Bay, 10/28/18	43 yards
2016	at N.Y. Jets, 11/13/16	34 yards
2015	vs. Seattle, 9/13/15	37 yards
2014	at San Francisco, 11/2/14	39 yards
2014	at Tampa Bay, 9/14/14	38 yards
2013	vs. Arizona, 9/8/13	48 yards
2012	vs. San Francisco, 12/12/12	54 yards

*NFC Conference Championship Game

The kick to beat the Chargers was the second-longest game-winner of Zuerlein's career - longest regular season kick - and Zuerlein's 57-yard game-winning kick in the NFC Conference Championship game in 2018 is the longest game-winning field goal in postseason history.

★ GREG THE LEG ★

Zuerlein is 17-of-21 on field goals in 2021- one-of-three from 50-plus yards. He ranks 16th in the NFL with 72 kicking points.

Zuerlein finished three-of-nine from 50-plus in 2020 and connected on 34-of-41 field goals overall, tied with Richie Cunningham (1997) for the most made field goals in a single season in team history. He also tallied 135 points, tied for second-most in a single season in team history.

He became the third fastest player to reach 250 made field goals at Kansas City (11/21), doing so in just 144 career games:

Fastest Kickers to 250 Field Goals Made, NFL History

Player	Games
Justin Tucker.....	118
Stephen Gostkowski.....	139
Greg Zuerlein.....	144

★ POLLARD RETURNS ★

Tony Pollard was very aggressive returning kicks in his second season, recording 32 returns in 2020. With that aggressiveness, Pollard finished fourth in the NFL in kick return yards (766), eighth in return average (23.9) and recorded three returns of 60-plus yards. Pollard's three long returns of 60-or-more yards rank second in a single season in Cowboys history, behind only Herschel Walker's four 60-yard returns in 1986.

Pollard leads the NFL in kick return average in 2021, registering 29.2 yards-per-return on 16 returns, with two returns of 50-plus yards:

2021 Highest Kick Return Average

Player	Returns	Return Avg.	50+ Yd Ret.
Tony Pollard.....	16	29.2	2
DeAndre Carter.....	25	25.5	1
Braxton Berrios.....	15	25.4	0
Byron Pringle.....	19	25.4	0

★ NET RESULT ★

Bryan Anger hasn't been called upon often by the Cowboys in 2021, recording only 39 punts (18th) on the year. He has been very effective when needed, however, registering a net average of 434.8 that leads all punters 2021 and would be the highest net average in a single-season in Cowboys history if it remains:

Highest Single-Season Net Punting Avg., Cowboys History

Player/Season	Punt	TB	In20	Net Avg.
Bryan Anger, 2021.....	39	3	14	44.8
Chris Jones, 2015.....	69	1	27	42.5
Mat McBriar, 2010.....	65	8	22	41.7
Chris Jones, 2017.....	66	5	62	41.4
Chris Jones, 2016.....	58	4	22	40.5

★ PIN 'EM BACK ★

The Cowboys are forcing their opponents to drive the field in 2021, pinning them back to an average start position of the 27.3 yard line - 11th-best in the league:

2021 Opponent Average Start Position

Team	Opp Possessions	Avg. Start Line
Seattle.....	110	24.9
Denver.....	111	25.4
New England.....	129	25.8
Kansas City.....	111	26.2
Las Vegas.....	121	26.2
Green Bay.....	120	26.9
Minnesota.....	124	26.9
Indianapolis.....	132	26.9
Detroit.....	118	27.1
Baltimore.....	126	27.1
Dallas.....	132	27.3

★ TOUCHBACK ★

Dallas has been one of the the top teams in the league at preventing the opposing team from attempting a kick return, forcing a touchback on 55-of-67 kickoffs in 2021 - a touchback percentage of 82.1% that ranks second in the NFL:

Highest Touchback Percentage in 2021

Team	Kickoffs	Tchbcks	Tchbck%
Minnesota.....	62	53	85.5%
Dallas.....	67	55	82.1%
Tampa Bay.....	67	55	82.1%
Denver.....	53	43	81.1%
Arizona.....	63	51	81.0%

★ BLOCK PARTY ★

Dallas has blocked two punts thus far in 2021, tied for the second-most in a single-season in franchise history:

Most Single-Season Blocked Punts in Cowboys History

Season	PntBlk	Season	PntBlk
1991.....	3	1990.....	2
2021.....	2	1976.....	2
1992.....	2	1973.....	2

2021 DALLAS COWBOYS STATISTICS

WON 7, LOST 4

9/9	L	29-31	at Tampa Bay	65,566
9/19	W	20-17	at L.A. Chargers	70,240
9/27	W	41-21	Philadelphia	93,267
10/3	W	36-28	Carolina	93,262
10/10	W	44-20	N.Y. Giants	93,476
10/17	W	35-29 (OT)	at New England	65,878
10/31	W	20-16	at Minnesota	66,633
11/7	L	16-30	Denver	93,503
11/14	W	43-3	Atlanta	93,436
11/21	L	9-19	at Kansas City	73,494
11/25	L	33-36 (OT)	Las Vegas	93,483

2021 TEAM STATISTICS		
	DAL	OPP.

FIRST DOWNS	262	222
Rushing	72	61
Passing	165	132
Penalty	25	29
Third Down-Made/Att	61/144	42/134
Third Down Efficiency	42.4%	31.3%
Fourth Down-Made/Att	8/17	7/13
Fourth Down Efficiency	47.1%	53.8%
TOTAL NET YARDS	4,618	4,065
Avg. Per Game	419.8	369.5
Total Plays	749	691
Avg. Per Play	6.2	5.9
NET YARDS RUSHING	1,402	1,180
Avg. Per Game	127.5	107.3
Total Rushes	307	271
Avg. Per Rush	4.6	4.4
NET YARDS PASSING	3,216	2,885
Avg. Per Game	292.4	262.3
Sacked/Yards Lost	20/119	24/179
Gross Yards	3,335	3,064
Attempts/Completions	422/291	396/249
Pct. of Completion	69.0%	62.9%
Had Intercepted	8	15
PUNTS/AVERAGE	39/49.4	41/45.0
Net Punting Average	44.8	39.9
PUNT RETURN/AVG.	17/5.2	17/6.9
KICKOFF RETURN/AVG.	16/29.2	12/26.8
INTERCEPTION RETURN/AVG.	15/19.4	8/12.0
PENALTIES/YARDS	91/816	90/727
FUMBLES/BALL LOST	16/7	8/4
TOUCHDOWNS	39	27
Rushing	10	11
Passing	24	15
Returns	5	1
EXTRA POINTS/ATTEMPTS	27/30	22/24
TWO POINT CONVERSION/ATT.	4/8	3/3
FIELD GOALS/ATTEMPTS	19/24	20/25
AVG. TIME OF POSSESSION	30:29	29:31

SCORE BY PERIODS	Q1	Q2	Q3	Q4	OT	PTS
TEAM	68	77	80	95	6	326
OPPONENTS	77	62	39	69	3	250

SCORING	TD	RU	PA	RT	PAT	FG	2PT	S	PTS
G. Zuerlein	0	0	0	0	22/25	19/24	0	0	79
E. Elliott	9	8	1	0	0/0	0/0	2	0	58
C. Lamb	6	0	6	0	0/0	0/0	0	0	36
A. Cooper	5	0	5	0	0/0	0/0	0	0	30
D. Schultz	4	0	4	0	0/0	0/0	1	0	26
C. Wilson	3	0	3	0	0/0	0/0	0	0	18
T. Diggs	2	0	0	2	0/0	0/0	0	0	12
B. Jarwin	2	0	2	0	0/0	0/0	0	0	12
T. Pollard	2	1	0	1	0/0	0/0	0	0	12
M. Turner	2	0	2	0	0/0	0/0	0	0	12
D. Prescott	1	1	0	0	0/0	0/0	1	0	8
A. Brown	1	0	0	1	0/0	0/0	0	0	6
S. McKeon	1	0	1	0	0/0	0/0	0	0	6
N. Wright	1	0	0	1	0/0	0/0	0	0	6
L. Hajrullahu	0	0	0	0	5/5	0/0	0	0	5
TEAM	39	10	24	5	27/30	19/24	4	0	326
OPPONENTS	27	11	15	1	22/24	20/25	3	0	250

2-Pt Conv: D. Schultz 1, E. Elliott 2, D. Prescott 1, C. Wilson 0, **TM** 4-8, **OPP** 3-3

RUSHING	NO.	YDS	AVG	LONG	TD
E. Elliott	160	720	4.5	47	8
T. Pollard	100	531	5.3	31	1
D. Prescott	27	94	3.5	21	1
C. Lamb	5	30	6.0	13	0
C. Clement	9	20	2.2	6	0
C. Wilson	2	11	5.5	6	0
C. Rush	4	-4	-1.0	2	0
TEAM	307	1,402	4.6	47	10
OPPONENTS	271	1,180	4.4	33	11

RECEIVING	NO.	YDS	AVG	LONG	TD
C. Lamb	50	740	14.8	49t	6
D. Schultz	47	537	11.4	32t	4
A. Cooper	44	583	13.3	35t	5
E. Elliott	38	228	6.0	21	1
C. Wilson	30	420	14.0	73t	3
T. Pollard	29	256	8.8	32	0
M. Gallup	17	228	13.4	41	0
N. Brown	14	170	12.1	27	0
B. Jarwin	10	90	9.0	20	2
M. Turner	7	51	7.3	11	2
S. McKeon	4	27	6.8	12	1
C. Clement	1	5	5.0	5	0
TEAM	291	3,335	11.5	73t	24
OPPONENTS	249	3,064	12.3	75t	15

INTERCEPTIONS	NO.	YDS	AVG	LONG	TD
T. Diggs	8	142	17.8	59t	2
A. Brown	3	45	15.0	45t	1
J. Lewis	2	70	35.0	66	0
J. Kearse	1	34	34.0	34	0
D. Kazee	1	0	0.0	0	0
TEAM	15	291	19.4	66	3
OPPONENTS	8	96	12.0	29	0

FUMBLES	FUM	LST	FF	REC	TD
D. Prescott	8	4	0	3	0
C. Rush	1	1	0	0	0
N. Wright	1	1	0	0	0
E. Elliott	1	1	0	0	0
Z. Martin	0	0	0	1	0
A. Cooper	1	0	0	0	0
T. Pollard	1	0	0	0	0
K. Joseph	0	0	0	1	0
C. Wilson	2	0	0	1	0
T. Biadasz	1	0	0	1	0
TEAM	16	7	0	7	0
OPPONENTS	8	4	0	2	0

PUNTING	NO.	YDS	AVG	NET	TB	IN	LG	B
B. Anger	39	1,925	49.4	44.8	3	14	63	0
TEAM	39	1,925	49.4	44.8	3	14	63	0
OPPONENTS	41	1,844	45.0	39.9	2	17	68	2

PUNT RETURNS	RET	FC	YDS	AVG	LONG	TD
C. Lamb	6	7	53	8.8	17	0
C. Wilson	10	5	36	3.6	14	0
N. Wright	1	0	0	0.0	0	0
TEAM	17	12	89	5.2	17	0
OPPONENTS	17	14	117	6.9	23	0

KICKOFF RETURNS	NO.	YDS	AVG	LONG	TD
T. Pollard	16	467	29.2	100t	1
TEAM	16	467	29.2	100t	1
OPPONENTS	12	321	26.8	41	0

FIELD GOALS	1-19	20-29	30-39	40-49	50+
G. Zuerlein	0/0	2/2	11/12	5/6	1/4
L. Hajrullahu	0/0	0/0	0/0	0/0	0/0
TEAM	0/0	2/2	11/12	5/6	1/4
OPPONENTS	0/0	5/5	5/5	5/6	5/9

G. Zuerlein: (31WL, 35, 60SH, 21, 48) (34, 56) () (37) (31, 38, 31) (30, 45, 51WL, 49) (43WL, 38, 39) () () (33, 30, 48) (59LU, 29, 45) **L. Hajrullahu:** () () () () () () () () () () ()

OPP: (36) (46, 44LU, 32, 29) () (54WL) (54WR, 51, 51) () (45, 40, 24) (53, 27, 53WR, 42) (35)
(37, 53, 51WR) (22, 46, 30, 56, 29)

PASSING	ATT	CMP	YDS	CMP%	YDS/ATT	TD	TD%	INT	INT%	LONG	SACK/LOST	RATING
D. Prescott	376	261	2,932	69.4	7.8	22	5.9	7	1.9	51	17.0/100	104.3
C. Rush	43	27	342	62.8	8.0	2	4.7	1	2.3	73t	3.0/19	93.3
C. Wilson	2	2	57	100.0	28.5	0	0.0	0	0.0	35	0.0/0	118.3
E. Elliott	1	1	4	100.0	4.0	0	0.0	0	0.0	4	0.0/0	83.3
TEAM	422	291	3,335	69.0	7.9	24	5.7	8	1.9	73t	20.0/119	103.3
OPPONENTS	396	249	3,064	62.9	7.7	15	3.8	15	3.8	75t	24.0/179	83.3

2021 DALLAS COWBOYS DEFENSIVE STATISTICS

RNK	PLAYER	TKL	AST	TOTAL	SACKS/YDS	TFL/YDS	QBPR	FR	FF	INT/YDS	PD
1.	Kearse, Jayron	45	24	69		6/-10	7			1/34	7
2.	Brown, Anthony	44	12	56						3/45	11
3.	Parsons, Micah	44	10	54	9.0/-78	9/-24	26		2		2
4.	Vander Esch, Leighton	38	16	54	1.0/-7	3/-6	3				
5.	Neal, Keanu	30	22	52		4/-13					
6.	Lewis, Jourdan	35	5	40	1.5/-4	1/-3	2	1		2/70	5
7.	Diggs, Trevon	34	6	40						8/142	13
8.	Hooker, Malik	25	4	29		1/-1					2
9.	Kazee, Damontae	23	4	27					1	1/0	3
10.	Golston, Chauncey	16	9	25	0.5/-3		7	1			1
11.	Odighizuwa, Osa	13	10	23	2.0/-20	3/-6	8				
12.	Basham, Tarell	13	9	22	2.0/-7	1/-5	19	1	1		
13.	Smith, Jaylon	14	5	19							
14.	Wilson, Donovan	12	6	18		1/-4	1				1
15.	Armstrong, Dorance	9	9	18	2.0/-17		10				
16.	Watkins, Carlos	12	5	17	1.0/-8	4/-10	2				
17.	Hamilton, Justin	6	5	11		1/-1	4				
18.	Hill, Trysten	6	2	8			4				
19.	Bohanna, Quinton	3	5	8							
	Gregory, Randy	3	5	8	5.0/-35		20	1	2		
21.	Lawrence, DeMarcus	5	1	6			2		1		
22.	Canady, Maurice	3	0	3							
23.	Urban, Brent	0	3	3			1				1
24.	Anae, Bradlee	2	0	2							
	Faoliu, Austin	2	0	2							
	Kamara, Azur	2	0	2			1				
27.	Gifford, Luke	1	1	2		1/-4					
28.	Bernard, Francis	1	0	1							
	Cox, Jabril	1	0	1							
30.	Joseph, Kelvin										1

Ast=Assist, TFL=Tackle for a Loss, QBPR=Pressures, Int=Interception, FR=Fumble Recovery, FF=Forced Fumble, PD=Pass Defense

2021 COWBOYS SPECIAL TEAMS								DEFENSIVE STATS BY RANK							
RNK	PLAYER	S	A	TOT	FF	FR	BL	PRESSURES		SACKS		TACKLES FOR LOSS		INTERCEPTIONS	
								PLAYER	NO	PLAYER	NO	PLAYER	NO	PLAYER	NO
1.	Goodwin, C.J.	5	1	6				1. M. Parsons	26	1. M. Parsons	9.0	1. M. Parsons	9	1. T. Diggs	8
2.	Pollard, Tony	5	0	5				2. R. Gregory	20	2. R. Gregory	5.0	2. J. Kearse	6	2. A. Brown	3
3.	Clement, Corey	3	0	3				3. T. Basham	19	3. D. Armstrong	2.0	3. K. Neal	4	3. J. Lewis	2
5.	Brown, Noah	2	1	3				4. D. Armstrong	10	T. Basham	2.0	C. Watkins	4	4. D. Kazee	1
	Gifford, Luke	2	1	3		1		5. O. Odighizuwa	8	O. Odighizuwa	2.0	5. O. Odighizuwa	3	J. Kearse	1
7.	Neal, Keanu	2	0	2											
	Wright, Nahshon	2	0	2											
9.	Bernard, Francis	1	1	2											
10.	Cox, Jabril	1	0	1											
	McQuaide, Jake	1	0	1											
	Ralston, Nick	1	0	1											
	Sprinkle, Jeremy	1	0	1											
	Wilson, Cedrick	1	0	1		1									
15.	Burton, Deante	0	1	1											
	Kamara, Azur	0	1	1											
	Turner, Malik	0	1	1											
	Vander Esch, Leighton	0	1	1											
19.	Armstrong, Dorance	0	0	0			1								

GAME-BY-GAME PLAYER PARTICIPATION

	@ TB	@ LAC	PHI	CAR	NYG	@ NE	@ MIN	DEN	ATL	@ KC	LV	@ NO	@ WAS	@ NYG	WAS	ARI	@ PHI	GP	GS	DNP	I
PLAYERS	9/9	9/19	9/27	10/3	10/10	10/17	10/31	11/7	11/14	11/21	11/25	12/2	12/12	12/19	12/26	1/2	1/9				
Isaac Alarcon	PS	PS	PS	PS	PS	PS	PS	PS	PS	PS	PS	-	-	-	-	-	-	0	0	0	0
Bradlee Anae	P	P	R/C19	R/C19	P	D	P	PS	PS	PS	PS	-	-	-	-	-	-	4	0	0	1
Bryan Anger	P	P	P	P	P	P	P	P	P	P	P	-	-	-	-	-	-	11	0	0	0
Dorance Armstrong	P	RDE	I	I	I	I	P	P	RDE	RDE	LDE	-	-	-	-	-	-	7	4	0	4
Josh Ball	IR	IR	IR	IR	IR	IR	IR	IR	IR	IR	IR	-	-	-	-	-	-	0	0	0	0
Tarell Basham	P	P	P	LDE	LDE	LDE	LDE	LDE	LDE	P	P	-	-	-	-	-	-	11	6	0	0
Francis Bernard	IR	IR	IR	IR	IR	IR	IRR	P	P	P	P	-	-	-	-	-	-	4	0	0	0
Tyler Biadasz	C	C	C	C	C	C	C	C	C	C	C	-	-	-	-	-	-	11	11	0	0
Quinton Bohanna	P	P	P	P	P	LDT	P	P	D	P	P	-	-	-	-	-	-	10	1	0	1
Anthony Brown	RCB	RCB	RCB	RCB	RCB	RCB	RCB	RCB	RCB	RCB	RCB	-	-	-	-	-	-	11	11	0	0
Kyron Brown	PS	PS	PS	PS	PS	PS	PS	PS	PS	P	PS	-	-	-	-	-	-	1	0	0	0
Noah Brown	D	P	P	P	P	P	P	P	P	WR	P	-	-	-	-	-	-	10	1	0	1
Deante Burton	PS	PSI	PSI	PSI	PSI	PSI	PSI	PS	PS	PS	P	PS	-	-	-	-	-	1	0	0	0
Maurice Canady	P	P	P	P	P	P	P	IR	IR	IR	IR	-	-	-	-	-	-	6	0	0	0
Corey Clement	P	P	P	P	P	P	P	P	P	P	P	-	-	-	-	-	-	11	0	0	0
La'el Collins	RT	R/SUS	R/SUS	R/SUS	R/SUS	R/SUS	R/SUS	P	RT	RT	RT	-	-	-	-	-	-	6	4	0	0
Amari Cooper	WR	WR	WR	WR	WR	WR	WR	WR	WR	R/C19	R/C19	-	-	-	-	-	-	9	9	0	0
Jabril Cox	P	P	P	P	P	P	P	P	IR	IR	IR	-	-	-	-	-	-	7	0	0	0
Tyler Coyle	PS	PS	PS	PS	PS	PS	PS	PS	PS	PS	PS	-	-	-	-	-	-	0	0	0	0
Trevon Diggs	LCB	LCB	LCB	LCB	LCB	LCB	LCB	LCB	LCB	LCB	LCB	-	-	-	-	-	-	11	11	0	0
Ben DiNucci	PS	PS	PS	PS	PS	PS	PS	PS	PS	P	PS	-	-	-	-	-	-	0	0	0	0
Rico Dowdle	IR	IR	IR	IR	IR	IR	IR	IR	IR	IR	IR	-	-	-	-	-	-	0	0	0	0
Ezekiel Elliott	RB	RB	RB	RB	RB	RB	RB	RB	RB	RB	RB	-	-	-	-	-	-	11	11	0	0
Austin Faoliu	PS	PS	PS	P	PS	PS	PS	PS	PS	PS	PS	-	-	-	-	-	-	1	0	0	0
Matt Farniok	P	P	P	P	P	P	D	DNP	P	P	D	-	-	-	-	-	-	8	0	1	2
Simi Fehoko	P	P	P	D	D	D	D	D	D	D	D	-	-	-	-	-	-	4	0	0	7
Robert Foster	^	PS	PS	PS	PS	PS	PS	PS	PS	PS	R/C19	-	-	-	-	-	-	0	0	0	0
Neville Gallimore	IR	IR	IR	IR	IR	IR	IR	IR	IR	IR	IR	-	-	-	-	-	-	0	0	0	0
Michael Gallup	P	IR	IR	IR	IR	IR	IRR	IRR	WR	WR	WR	-	-	-	-	-	-	4	3	0	0
Luke Gifford	D	P	P	P	P	P	P	P	P	P	P	-	-	-	-	-	-	10	0	0	1
Chauncey Golston	D	D	P	P	P	P	P	P	P	P	P	-	-	-	-	-	-	9	0	0	2
C.J. Goodwin	P	P	P	P	P	P	P	P	P	P	P	-	-	-	-	-	-	11	0	0	0
Randy Gregory	RDE	R/C19	RDE	RDE	RDE	P	RDE	RDE	IR	IR	IR	-	-	-	-	-	-	7	6	0	0
Will Grier	D	D	D	D	D	D	DNP	D	D	D	D	-	-	-	-	-	-	0	0	1	10
Lirim Hajrullahu	A	PS	A	A	A	A	A	A	P	PS	^	-	-	-	-	-	-	1	0	0	0
Justin Hamilton	PS	PS	P	P	PS	PS	P	P	P	P	P	-	-	-	-	-	-	7	0	0	0
JaQuan Hardy	PS	PS	PS	PS	PS	PS	PS	PS	PS	PS	PS	-	-	-	-	-	-	0	0	0	0
Trysten Hill	R/PUP	R/PUP	R/PUP	R/PUP	R/PUP	R/PUP	R/PUP	R/PUP	P	P	P	-	-	-	-	-	-	3	0	0	0
Malik Hooker	D	SS	P	NCB	NCB	P	P	P	P	P	P	-	-	-	-	-	-	10	2	0	1
Mitch Hyatt	IR	IR	IR	IR	IR	IR	IR	IR	IR	IR	IR	-	-	-	-	-	-	0	0	0	0
Blake Jarvin	TE	TE	TE	TE	P	P	TE	IR	IR	IR	IR	-	-	-	-	-	-	7	5	0	0
Braylon Jones	PS	PS	PS	PS	PS	PS	PS	PS	PS	PS	PS	-	-	-	-	-	-	0	0	0	0
Kelvin Joseph	IR	IR	IR	IR	IR	IR	P	P	P	D	P	-	-	-	-	-	-	4	0	0	1
Azur Kamara	D	P	P	P	P	P	D	P	P	P	P	-	-	-	-	-	-	9	0	0	2
Damontae Kazee	FS	FS	FS	FS	FS	FS	FS	FS	P	P	FS	-	-	-	-	-	-	11	9	0	0
Jayron Kearse	P	NCB	SS	SS	SS	SS	SS	SS	SS	SS	SS	-	-	-	-	-	-	11	10	0	0
Brandon Knight	R/C19	DNP	P	DNP	D	A	A	A	A	A	A	-	-	-	-	-	-	1	0	2	1
CeeDee Lamb	WR	WR	WR	WR	WR	WR	WR	WR	WR	WR	WR	-	-	-	-	-	-	10	10	0	1
DeMarcus Lawrence	LDE	IR	IR	IR	IR	IR	IR	IR	IR	IR	IRR	-	-	-	-	-	-	1	1	0	0
Jourdan Lewis	CB	P	NCB	NCB	P	P	NCB	NCB	NCB	NCB	NCB	-	-	-	-	-	-	11	8	0	0
Zack Martin	R/C19	RG	RG	RG	RG	RG	RG	RG	RG	RG	RG	-	-	-	-	-	-	10	10	0	0
Connor McGovern	LG	P	P	P	P	P	P	DNP	P	LG	LG	-	-	-	-	-	-	10	3	1	0
Sean McKeon	IR	IR	IR	IR	IR	IR	IRR	P	P	P	TE	-	-	-	-	-	-	4	1	0	0
Jake McQuaide	P	P	P	P	P	P	P	P	P	P	P	-	-	-	-	-	-	11	0	0	0
Osirus Mitchell	PS	PSI	PSI	PSI	PSI	PSI	PSI	PSI	PSI	PS	PS	-	-	-	-	-	-	0	0	0	0
Israel Mukuamu	D	DNP	P	D	D	D	D	D	D	D	P	-	-	-	-	-	-	2	0	1	8
Keanu Neal	MLB	P	R/C19	R/C19	P	OLB	P	P	P	MLB	MLB	-	-	-	-	-	-	9	4	0	0
Hunter Niswander	IR	IR	IR	IR	IR	IR	IR	IR	IR	IR	IR	-	-	-	-	-	-	0	0	0	0
Ty Nsekhe	P	I	I	I	DNP	P	P	DNP	P	P	P	-	-	-	-	-	-	6	0	2	3
Osa Odighizuwa	LDT	LDT	LDT	LDT	LDT	P	LDT	LDT	LDT	LDT	RDT	-	-	-	-	-	-	11	10	0	0
Sewo Olofinla	IR	IR	IR	IR	IR	IR	IR	IR	IR	IR	IR	-	-	-	-	-	-	0	0	0	0
Micah Parsons	OLB	LDE	LDE	OLB	OLB	OLB	OLB	OLB	OLB	LDE	RDE	-	-	-	-	-	-	11	11	0	0
Tony Pollard	P	P	P	P	P	P	P	P	P	P	P	-	-	-	-	-	-	11	0	0	0
Dak Prescott	QB	QB	QB	QB	QB	QB	QB	I	QB	QB	QB	-	-	-	-	-	-	10	10	0	1
Nick Ralston	PS	PS	P	P	P	P	PS	PS	PS	PS	PS	-	-	-	-	-	-	4	0	0	0
Damion Ratley	A	A	PS	PS	PS	PS	PS	PS	PS	PS	^	-	-	-	-	-	-	0	0	0	0
Reggie Robinson	IR	IR	IR	IR	IR	IR	IR	IR	IR	IR	IR	-	-	-	-	-	-	0	0	0	0
Cooper Rush	DNP	DNP	P	DNP	DNP	DNP	QB	DNP	P	DNP	DNP	-	-	-	-	-	-	3	1	8	0
Dalton Schultz	TE	TE	TE	TE	TE	TE	TE	TE	TE	TE	TE	-	-	-	-	-	-	11	11	0	0
Brandon Smith	PS	PS	PS	PS	PS	PS	PS	PS	PS	PS	PS	-	-	-	-	-	-	0	0	0	0
Jaylon Smith	P	MLB	MLB	P	^	^	^	A	A	A	A	-	-	-	-	-	-	4	2	0	0
Tyron Smith	LT	LT	LT	LT	LT	LT	LT	I	I	I	LT	-	-	-	-	-	-	8	8	0	3
Breeland Speaks	PS	PS	PS	PS	PS	PS	PS	PS	PS	PS	PS	-	-	-	-	-	-	0	0	0	0
Jeremy Sprinkle	P	P	P	P	P	P	P	P	P	P	P	-	-	-	-	-	-	11	0	0	0
Terence Steele	P	RT	RT	RT	RT	RT	RT	LT	LT	LT	RT	-	-	-	-	-	-	11	10	0	0
Darian Thompson	P	PSI	PSI	PSI	PSI	PSI	PSI	PSI	PSI	PSI	PSI	-	-	-	-	-	-	1	0	0	0
Malik Turner	IR	IR	IR	P	P	P	P	P	P	P	P	-	-	-	-	-	-	8	0	0	0
Brent Urban	P	P	RDT	RDT	RDT	RDE	IR	IR	IR	IR	IR	-	-	-	-	-	-	6	4	0	0
Leighton Vander Esch	P	OLB	OLB	MLB	MLB	MLB	MLB	MLB	MLB	OLB	OLB	-	-	-	-	-	-	11	10	0	0
T.J. Vasher	R/NFI	R/NFI	R/NFI	R/NFI	R/NFI	R/NFI	R/NFI	R/NFI	R/NFI	R/NFI	R/C19	-	-	-	-	-	-	0	0	0	0
Carlos Watkins	RDT	RDT	I	I	P	RDT	RDT	RDT	RDT	RDT	LDT	-	-	-	-	-	-	9	8	0	2
Connor Williams	LG	LG	LG	LG	LG	LG	LG	LG	LG	LG	P	-	-	-	-	-	-	11	9	0	0
Cedrick Wilson	P	P	P	P	WR	WR	P	WR	P	WR	WR	-	-	-	-	-	-	11	4	0	0
Donovan Wilson	SS	I	I	I	I	P	P	P	FS	FS	IR	-	-	-	-	-	-	6	3	0	4
Nahshon Wright	P	P	P	P	P	P	P	P	P	I	P	-	-	-	-	-	-	10	0	0	1
Greg Zuerlein	P	P	P	P	P	P	P	P	R/C19	P	P	-	-	-	-	-	-	10	0	0	0

LEGEND:
Position abbreviation indicated start, P=Played, DNP=Did Not Play, D=Inactive, I=Inactive/Injured, PS=Practice Squad, PSI=Practice Squad Injured, R/NFI=Reserve/Non-Football Injury, R/C19=Reserve/COVID-19, IR=Reserve/Injured, IRR=Reserve/Injured - Returnable, R/SUS=Reserve/Suspended, R/PUP=Reserve/Physically Unable to Perform, A=Not on Roster, ^=With Other Team

2021/2020 STATISTICAL COMPARISON

COWBOYS OFFENSE	2021	2020	DIFFERENCE
Wins	7	3	4
Losses	4	8	-4
Points Scored	326	251	75
Touchdowns	39	27	12
Field Goals Made	19	21	-2
Field Goals Attempted	24	24	0
Field Goal Percentage	79.2%	87.5%	-8.3%
Third Down Efficiency	42.4%	40.3%	2.1%
Net Yards per Game	419.8	379.8	40.0
<i>NFL Rank -- Net Yds. per Game</i>	1	9	-8
Average Plays per Game	68.1	71.1	-3.0
Average Yards per Play	6.2	5.3	0.8
Rushing Yards per Game	127.5	111.8	15.6
<i>NFL Rank -- Rush Yds. per Game</i>	7	16	-9
Average Yards per Rush	4.6	4.2	0.4
Rushing Attempts per Game	27.9	26.7	1.2
Rushing Touchdowns	10	10	0
Net Passing Yards per Game	292.4	268.0	24.4
<i>NFL Rank -- Net Pass Yds. per Game</i>	3	8	-5
Yards per Pass Attempt	7.9	7.0	0.9
Passing Attempts	422	457	-35
Passing Completions	291	295	-4
Completion Percentage	69.0%	64.6%	4.4%
Passing Touchdowns	24	16	8
Interceptions Thrown	8	10	-2
Sacks Allowed	20	31	-11
Fumbles	16	19	-3
Fumbles Lost	7	13	-6
Penalties	91	68	23
Penalty Yards	816	572	244
Gross Punting Average	49.4	43.6	5.7
Net Punting Average	45.5	35.4	10.1
Punt Return Average	5.2	10.7	-5.4
Kickoff Return Average	29.2	23.7	5.4

COWBOYS DEFENSE (OPPONENT)	2021	2020	DIFFERENCE
Points Allowed	250	359	-109
Total Touchdowns Allowed	27	43	-16
Field Goals Made	20	18	2
Field Goals Attempted	25	20	5
Field Goal Percentage	80.0%	90.0%	-10.0%
Third Down Efficiency	31.3%	49.7%	-18.3%
Net Yards per Game	369.5	382.0	-12.5
<i>NFL Rank -- Net Yds. per Game</i>	26	23	3
Average Plays per Game	62.8	65.7	-2.9
Average Yards per Play	5.9	5.8	0.1
Rushing Yards per Game	107.3	156.4	-49.1
<i>NFL Rank -- Rush Yds. per Game</i>	13	31	-18
Average Yards per Rush	4.4	4.9	-0.6
Rushing Attempts per Game	24.6	31.8	-7.2
Rushing Touchdowns Allowed	11	15	-4
Net Passing Yards per Game	262.3	225.6	36.6
<i>NFL Rank -- Net Pass Yds. per Game</i>	29	12	17
Yards per Pass Attempt	7.7	7.4	0.3
Passing Attempts	396	351	45
Passing Completions	249	224	25
Completion Percentage	62.9%	63.8%	-0.9%
Passing Touchdowns Allowed	15	25	-10
Interceptions	15	4	11
Sacks	24	22	2
Fumbles Caused	8	9	-1
Fumbles Recovered	4	6	-2
Penalties	90	62	28
Penalty Yards	727	486	241
Gross Punting Average	42.9	47.1	-4.2
Net Punting Average	37.5	44.0	-6.5
Punt Return Average	6.9	5.5	1.4
Kickoff Return Average	26.8	20.4	6.4

Bold indicates Cowboys improvement

GAME-BY-GAME STARTERS AND INACTIVES

2021 REGULAR SEASON

OFFENSE

DATE	OPPONENT	WR	LT	LG	C	RG	RT	TE	WR	WR	QB	RB
9/9	at Tampa Bay	C. Lamb	T. Smith	C. Williams	T. Biadasz	C. McGovern	L. Collins	D. Schultz/ B. Jarwin		A. Cooper	D. Prescott	E. Elliott
9/19	at L.A. Chargers	C. Lamb	T. Smith	C. Williams	T. Biadasz	Z. Martin	T. Steele	D. Schultz/ B. Jarwin		A. Cooper	D. Prescott	E. Elliott
9/27	Philadelphia	C. Lamb	T. Smith	C. Williams	T. Biadasz	Z. Martin	T. Steele	D. Schultz/ B. Jarwin		A. Cooper	D. Prescott	E. Elliott
10/3	Carolina	C. Lamb	T. Smith	C. Williams	T. Biadasz	Z. Martin	T. Steele	D. Schultz/ B. Jarwin		A. Cooper	D. Prescott	E. Elliott
10/10	N.Y. Giants	C. Lamb	T. Smith	C. Williams	T. Biadasz	Z. Martin	T. Steele	D. Schultz	C. Wilson	A. Cooper	D. Prescott	E. Elliott
10/17	at New England	C. Lamb	T. Smith	C. Williams	T. Biadasz	Z. Martin	T. Steele	D. Schultz	A. Cooper	C. Wilson	D. Prescott	E. Elliott
10/31	at Minnesota	C. Lamb	T. Smith	C. Williams	T. Biadasz	Z. Martin	T. Steele	D. Schultz/ B. Jarwin		A. Cooper	C. Rush	E. Elliott
11/7	Denver	C. Lamb	T. Steele	C. Williams	T. Biadasz	Z. Martin	L. Collins	D. Schultz	C. Wilson	A. Cooper	D. Prescott	E. Elliott
11/14	Atlanta	C. Lamb	T. Steele	C. Williams	T. Biadasz	Z. Martin	L. Collins	D. Schultz	A. Cooper	M. Gallup	D. Prescott	E. Elliott
11/21	at Kansas City	C. Lamb	T. Steele	C. McGovern	T. Biadasz	Z. Martin	L. Collins	D. Schultz	N. Brown	M. Gallup	D. Prescott	E. Elliott
11/25	Las Vegas	C. Wilson	T. Smith	C. McGovern	T. Biadasz	Z. Martin	T. Steele	D. Schultz/ S. McKeon		M. Gallup	D. Prescott	E. Elliott
12/2	at New Orleans											
12/12	at Washington											
12/19	at N.Y. Giants											
12/26	Washington											
1/2	Arizona											
1/9	at Philadelphia											

2021 REGULAR SEASON

DEFENSE

DATE	OPPONENT	LDE	LDT	RDT	RDE	OLB	MLB	OLB	LCB	NICKEL	RCB	SS	FS
9/9	at Tampa Bay	D. Lawrence	<u>Q. Odighizuwa</u>	C. Watkins	R. Gregory	<u>M. Parsons</u>	K. Neal		T. Diggs	J. Lewis	A. Brown	D. Wilson	D. Kazee
9/19	at L.A. Chargers	<u>M. Parsons</u>	<u>Q. Odighizuwa</u>	C. Watkins	D. Armstrong	L. Vander Esch	J. Smith		T. Diggs	J. Kearsse	A. Brown	M. Hooker	D. Kazee
9/27	Philadelphia	<u>M. Parsons</u>	<u>Q. Odighizuwa</u>	B. Urban	R. Gregory	L. Vander Esch	J. Smith		T. Diggs	J. Lewis	A. Brown	J. Kearsse	D. Kazee
10/3	Carolina	T. Basham	<u>Q. Odighizuwa</u>	B. Urban	R. Gregory	<u>M. Parsons</u>	L. Vander Esch		T. Diggs	J. Lewis	A. Brown	J. Kearsse	D. Kazee
10/10	N.Y. Giants	T. Basham	<u>Q. Odighizuwa</u>	B. Urban	R. Gregory	<u>M. Parsons</u>	L. Vander Esch		T. Diggs	M. Hooker	A. Brown	J. Kearsse	D. Kazee
10/17	at New England	T. Basham	<u>Q. Bohanna</u>	C. Watkins	B. Urban	<u>M. Parsons</u>	L. Vander Esch	K. Neal	T. Diggs	J. Lewis	A. Brown	J. Kearsse	D. Kazee
10/31	at Minnesota	T. Basham	<u>Q. Odighizuwa</u>	C. Watkins	R. Gregory	<u>M. Parsons</u>	L. Vander Esch		T. Diggs	J. Lewis	A. Brown	J. Kearsse	D. Kazee
11/7	Denver	T. Basham	<u>Q. Odighizuwa</u>	C. Watkins	R. Gregory	<u>M. Parsons</u>	L. Vander Esch		T. Diggs	J. Lewis	A. Brown	J. Kearsse	D. Kazee
11/14	Atlanta	T. Basham	<u>Q. Odighizuwa</u>	C. Watkins	D. Armstrong	<u>M. Parsons</u>	L. Vander Esch		T. Diggs	J. Lewis	A. Brown	J. Kearsse	D. Wilson
11/21	at Kansas City	<u>M. Parsons</u>	<u>Q. Odighizuwa</u>	C. Watkins	D. Armstrong	L. Vander Esch	K. Neal		T. Diggs	J. Lewis	A. Brown	J. Kearsse	D. Wilson
11/25	Las Vegas	D. Armstrong	C. Watkins	<u>Q. Odighizuwa</u>	<u>M. Parsons</u>	L. Vander Esch	K. Neal		T. Diggs	J. Lewis	A. Brown	J. Kearsse	D. Kazee
12/2	at New Orleans												
12/12	at Washington												
12/19	at N.Y. Giants												
12/26	Washington												
1/2	Arizona												
1/9	at Philadelphia												

Rookies underlined.

2021 REGULAR SEASON INACTIVES

DATE	OPPONENT	1	2	3	4	5	6	7
9/9	at Tampa Bay	N. Brown	L. Gifford	<u>C. Golston</u>	W. Grier	M. Hooker	A. Kamara	<u>I. Mukuamu</u>
9/19	at L.A. Chargers	<u>C. Golston</u>	W. Grier	T. Nsekhe-I	D. Wilson-I			
9/27	Philadelphia	D. Armstrong-I	W. Grier	T. Nsekhe-I	C. Watkins-I	D. Wilson-I		
10/3	Carolina	D. Armstrong-I	<u>S. Fehoko</u>	W. Grier	<u>I. Mukuamu</u>	T. Nsekhe-I	C. Watkins-I	D. Wilson-I
10/10	N.Y. Giants	D. Armstrong-I	<u>S. Fehoko</u>	W. Grier	B. Knight	<u>I. Mukuamu</u>	D. Wilson-I	
10/17	at New England	B. Anae	D. Armstrong-I	<u>S. Fehoko</u>	W. Grier	<u>I. Mukuamu</u>		
10/31	at Minnesota	<u>M. Farniok</u>	<u>S. Fehoko</u>	A. Kamara	<u>I. Mukuamu</u>	D. Prescott-I		
11/7	Denver	<u>S. Fehoko</u>	W. Grier	<u>I. Mukuamu</u>	T. Smith-I			
11/14	Atlanta	<u>Q. Bohanna</u>	<u>S. Fehoko</u>	W. Grier	<u>I. Mukuamu</u>	T. Smith-I		
11/21	at Kansas City	<u>S. Fehoko</u>	W. Grier	<u>K. Joseph</u>	<u>I. Mukuamu</u>	T. Smith-I	<u>N. Wright-I</u>	
11/25	Las Vegas	<u>M. Farniok</u>	W. Grier	C. Lamb-I				
12/2	at New Orleans							
12/12	at Washington							
12/19	at N.Y. Giants							
12/26	Washington							
1/2	Arizona							
1/9	at Philadelphia							

"I" denotes injury

GAME-BY-GAME CAPTAINS AND ELEVATIONS

2021 REGULAR SEASON - CAPTAINS

DATE	OPPONENT	OFFENSE	DEFENSE	SPECIAL TEAMS
9/9	at Tampa Bay	Dak Prescott	Randy Gregory	Darian Thompson
9/19	at L.A. Chargers	Tyron Smith	Dorance Armstrong	Cedrick Wilson
9/27	Philadelphia	Ezekiel Elliott	Damontae Kazee	Corey Clement
10/3	Carolina	Zack Martin	Jaylon Smith	Luke Gifford
10/10	N.Y. Giants	CeeDee Lamb	Jourdan Lewis	Noah Brown
10/17	at New England	Dak Prescott	Leighton Vander Esch	C.J. Goodwin
10/31	at Minnesota	Dalton Schultz	Jayron Kearse	Tony Pollard
11/7	Denver	Amari Cooper	Randy Gregory	Jeremy Sprinkle
11/14	Atlanta	Tyler Biadasz	Anthony Brown	Malik Turner
11/21	at Kansas City	Terence Steele	Donovan Wilson	Francis Bernard
11/25	Las Vegas	Zack Martin	Carlos Watkins	Jake McQuaide
12/2	at New Orleans			
12/12	at Washington			
12/19	at N.Y. Giants			
12/26	Washington			
1/2	Arizona			
1/9	at Philadelphia			

GAME-BY-GAME ELEVATIONS

Date	Opponent	STANDARD ELEVATION	COVID-19 REPLACEMENT	Reserve/COVID-19
9/9	@ Tampa Bay	J. Sprinkle D. Thompson	Not Eligible	B. Knight/Z. Martin
9/19	@ LA Chargers	----	J. Sprinkle	R. Gregory
9/27	PHILADELPHIA	N. Ralston	J. Hamilton J. Sprinkle	B. Anae/K. Neal
10/3	CAROLINA	A. Faolui J. Hamilton	N. Ralston J. Sprinkle	B. Anae/K. Neal
10/10	N.Y. GIANTS	N. Ralston J. Sprinkle	----	----
10/17	@ New England	----	----	----
10/31	@ Minnesota	J. Hamilton	----	----
11/7	DENVER	----	----	----
11/14	ATLANTA	----	L. Hajrullahu	G. Zuerlein
11/21	@ Kansas City	K. Brown	D. Burton	A. Cooper
11/25	LAS VEGAS	----	----	A. Cooper
12/2	@ New Orleans			
12/12	@ Washington			
12/19	@ N.Y. Giants			
12/26	WASHINGTON			
1/2	ARIZONA			
1/9	@ Philadelphia			

2021 DALLAS COWBOYS UNOFFICIAL DEPTH CHART

(As of November 29, 2021)

OFFENSE

WR	19 [Amari Cooper]	85 Noah Brown	
LT	77 Tyron Smith	79 Ty Nsekhe	
LG	66 Connor McGovern	52 Connor Williams	
C	63 Tyler Biadasz	66 Connor McGovern	68 <u>Matt Farniok</u>
RG	70 Zack Martin		
RT	78 [Terence Steele]	71 La'el Collins	79 Ty Nsekhe
TE	86 Dalton Schultz	87 Jeremy Sprinkle	84 Sean McKeon
WR	88 CeeDee Lamb	81 <u>Simi Fehoko</u>	
WR	13 Michael Gallup	1 Cedrick Wilson	17 Malik Turner
QB	4 Dak Prescott	10 Cooper Rush	15 Will Grier
RB	21 Ezekiel Elliott	20 Tony Pollard	32 Corey Clement

DEFENSE

LDE	93 Tarell Basham	54 Azur Kamara	
LDT	97 <u>Osa Odighizuwa</u>	72 Trysten Hill	98 <u>Quinton Bohanna</u>
RDT	91 Carlos Watkins	99 Justin Hamilton	
RDE	92 Dorance Armstrong	59 <u>Chauncey Golston</u>	
OLB	11 <u>Micah Parsons</u>	53 Francis Bernard	
MLB	42 Keanu Neal	57 Luke Gifford	
OLB	55 Leighton Vander Esch		
LCB	7 Trevon Diggs	25 <u>Nahshon Wright</u>	29 C.J. Goodwin
NCB	26 Jourdan Lewis		
RCB	30 Anthony Brown	24 <u>Kelvin Joseph</u>	
SS	27 Jayron Kearse	28 Malik Hooker	38 <u>Israel Mukuamu</u>
FS	6 Donovan Wilson	18 Damontae Kazee	

SPECIALISTS

K	2 Greg Zuerlein	
P	5 Bryan Anger	
LS	44 Jake McQuaide	
H	5 Bryan Anger	
KR	20 Tony Pollard	32 Corey Clement
PR	88 CeeDee Lamb	1 Cedrick Wilson

[Injured Players]

PRONUNCIATION GUIDE

Dorance Armstrong	DOOR-intz	Jayron Kearse	JAY-RON
Tyler Biadasz	bee-AH-dish	Sean McKeon	muh-CUE-in
Quinton Bohanna	boe-HAN-ah	Jake McQuaide	Mc-KWAYD
Corey Clement	CLEM-ent	Israel Mukuamu	moo-KWAH-moo
La'el Collins	luhEL	Ty Nsekhe	en-SECK-he
Matt Farniok	FAR-nee-ack	Osa Odighizuwa	oh-DIGGY-zoowa
Simi Fehoko	SIM-ee FAY-hoko	Malik Turner	muh-LEEK
Azur Kamara	ah-ZORE kah-MAR-ah	Nahshon Wright	nuh-SHAWN
Damontae Kazee	duh-MON-tay KAY-zee	Greg Zuerlein	ZURR-line

COACHING STAFF

HEAD COACH: Mike McCarthy

ASSISTANTS: Jeff Blasko (Assistant Offensive Line), Matt Daniels (Assistant Special Teams), Rob Davis (Assistant Head Coach), Aden Durde (Defensive Line), George Edwards (Senior Defensive Assistant), John Fassel (Special Teams Coordinator), Ryan Feder (Quality Control Analytics), Al Harris (Defensive Backs), Chase Haslett (Quality Control/Offense), Adam Henry (Wide Receivers), Leon Lett (Assistant Defensive Line), Cannon Matthews (Quality Control/Defense), Scott McCurley (Linebackers), Kellen Moore (Offensive Coordinator), Harold Nash (Strength & Conditioning Coordinator), Doug Nussmeier (Quarterbacks), Skip Peete (Running Backs), Joe Philbin (Offensive Line), Dan Quinn (Defensive Coordinator), Justin Rudd (Video/Analytics), Eric Simonelli (Quality Control Analytics), Cedric Smith (Assistant Strength & Conditioning), Kendall Smith (Assistant Strength & Conditioning), Scott Tolzien (Offensive Assistant), Kyle Valero (Quality Control Analytics), Lunda Wells (Tight Ends), Joe Whitt (Secondary/Defensive Pass Game Coordinator).

2021 DALLAS COWBOYS ALPHABETICAL ROSTER

NO.	NAME	POS	HT	WT	DOB	EXP	COLLEGE	HOMETOWN	GP	GS	DNP	IA
5	Anger, Bryan	P	6-3	205	10/6/1988	10	California	Camarillo, Calif.	11	0	0	0
92	Armstrong, Dorance	DE	6-4	260	6/10/1997	4	Kansas	Houston, Texas	7	4	0	4
93	Basham, Tarell	DE	6-4	266	3/18/1994	5	Ohio	Rocky Mount, Va.	11	6	0	0
53	Bernard, Francis	LB	6-0	242	4/8/1995	2	Utah	Herriman, Utah	4	0	0	0
63	Biadasz, Tyler	C	6-4	317	11/20/1997	2	Wisconsin	Amherst, Wisc.	11	11	0	0
98	Bohanna, Quinton	DT	6-4	327	3/16/1999	R	Kentucky	Memphis, Tenn.	10	1	0	1
30	Brown, Anthony	CB	5-11	188	12/16/1993	6	Purdue	Tampa, Fla.	11	11	0	0
85	Brown, Noah	WR	6-2	215	1/6/1996	5	Ohio State	Flanders, N.J.	10	1	0	1
32	Clement, Corey	RB	5-10	220	11/2/1994	5	Wisconsin	Glassboro, N.J.	11	0	0	0
71	Collins, La'el	T	6-4	323	7/26/1993	7	Louisiana State	Baton Rouge, La.	6	4	0	0
7	Diggs, Trevon	CB	6-1	203	9/20/1998	2	Alabama	Gaithersburg, Md.	11	11	0	0
21	Elliott, Ezekiel	RB	6-0	228	7/22/1995	6	Ohio State	St. Louis, Mo.	11	11	0	0
68	Farniok, Matt	G	6-5	311	9/26/1997	R	Nebraska	Sioux Falls, S.D.	8	0	1	2
81	Fehoko, Simi	WR	6-4	222	11/5/1997	R	Stanford	Sandy, Utah	4	0	0	7
13	Gallup, Michael	WR	6-1	205	3/4/1996	4	Colorado State	Monroe, Ga.	4	3	0	0
57	Gifford, Luke	LB	6-3	245	8/28/1995	3	Nebraska	Lincoln, Neb.	10	0	0	1
59	Golston, Chauncey	DE	6-5	268	2/10/1998	R	Iowa	Detroit, Mich.	9	0	0	2
29	Goodwin, C.J.	CB	6-3	187	2/4/1990	6	California (PA)	Wheeling, W.V.	11	0	0	0
15	Grier, Will	QB	6-1	220	4/3/1995	3	West Virginia	Charlotte, N.C.	0	0	1	10
99	Hamilton, Justin	DT	6-2	315	7/27/1993	4	Louisiana	Natchez, Miss.	7	0	0	0
72	Hill, Trysten	DT	6-3	305	3/25/1998	3	Central Florida	Lee, Fla.	3	0	0	0
28	Hooker, Malik	FS	6-1	212	4/2/1996	5	Ohio State	New Castle, Pa.	10	2	0	1
24	Joseph, Kelvin	CB	5-11	197	11/11/1999	R	Kentucky	Baton Rouge, La.	4	0	0	1
54	Kamara, Azur	DE	6-3	245	9/26/1998	2	Kansas	Glendale, Ariz.	9	0	0	2
18	Kazee, Damontae	S	5-11	174	6/5/1993	5	San Diego State	San Bernardino, Calif.	11	9	0	0
27	Kearse, Jayron	S	6-4	220	2/11/1994	5	Clemson	Fort Myers, Fla.	11	10	0	0
88	Lamb, CeeDee	WR	6-2	200	4/8/1999	2	Oklahoma	Richmond, Texas	10	10	0	1
26	Lewis, Jourdan	CB	5-10	186	8/31/1995	5	Michigan	Detroit Mich.	11	8	0	0
70	Martin, Zack	G	6-4	315	11/20/1990	8	Notre Dame	Indianapolis, Ind.	10	10	0	0
66	McGovern, Connor	G	6-5	315	11/3/1997	3	Penn State	Larksville, Pa.	10	3	1	0
84	McKeon, Sean	TE	6-3	255	12/28/1997	2	Michigan	Dudley, Mass.	4	1	0	0
44	McQuaide, Jake	LS	6-2	235	12/7/1987	11	Ohio State	Cincinnati, Ohio	11	0	0	0
38	Mukuamu, Israel	S	6-4	212	11/28/1999	R	South Carolina	Charlotte, N.C.	2	0	1	8
42	Neal, Keanu	LB	6-0	211	7/26/1995	5	Florida	Bushnell, Fla.	9	4	0	0
79	Nsekhe, Ty	T	6-8	330	10/27/1985	8	Texas State	Austin, TX	6	0	2	3
97	Odighizuwa, Osa	DT	6-2	282	8/13/1998	R	UCLA	Dayton, Ohio	11	10	0	0
11	Parsons, Micah	LB	6-3	246	5/26/1999	R	Penn State	Harrisburg, Pa.	11	11	0	0
20	Pollard, Tony	RB	6-0	210	4/30/1997	3	Memphis	Memphis, Tenn.	11	0	0	0
4	Prescott, Dak	QB	6-2	235	7/29/1993	6	Mississippi State	Haughton, La.	10	10	0	1
10	Rush, Cooper	QB	6-3	225	12/21/1993	4	Central Michigan	Charlotte, Mich.	3	1	8	0
86	Schultz, Dalton	TE	6-5	255	7/11/1996	4	Stanford	South Jordan, Utah	11	11	0	0
77	Smith, Tyrone	T	6-5	305	12/12/1990	11	Southern California	Moreno Valley, Calif.	8	8	0	3
87	Sprinkle, Jeremy	TE	6-5	255	8/10/1994	5	Arkansas	White Hall, Ark.	11	0	0	0
17	Turner, Malik	WR	6-2	202	1/30/1996	4	Illinois	Springfield, Ill.	8	0	0	0
55	Vander Esch, Leighton	LB	6-4	255	2/8/1996	4	Boise State	Riggins, Idaho	11	10	0	0
91	Watkins, Carlos	DE	6-3	297	12/5/1993	5	Clemson	Mooresboro, N.C.	9	8	0	2
52	Williams, Connor	G	6-5	320	5/12/1997	4	Texas	Coppell, Texas	11	9	0	0
1	Wilson, Cedrick	WR	6-2	195	11/21/1995	4	Boise State	Memphis, Tenn.	11	4	0	0
25	Wright, Nahshon	CB	6-4	183	9/23/1998	R	Oregon State	East Palo Alto, Calif.	10	0	0	1
2	Zuerlein, Greg	K	6-0	195	12/27/1987	10	Missouri Western	Lincoln, Neb.	10	0	0	0
PRACTICE SQUAD												
60	Alarcon, Isaac	T	6-6	325	7/27/1998	1	Monterrey Tech	Monterrey, Mexico	0	0	0	0
56	Anae, Bradlee	DE	6-3	260	1/17/1998	2	Utah	Laie, Hawaii	4	0	0	1
36	Brown, Kyron	CB	6-1	195	5/26/1996	2	Akron	Boynton Beach, FL	1	0	0	0
49	Bunting, Ian	TE	6-7	255	2/10/1996	2	California	Hinsdale, Ill.	0	0	0	0
33	Burton, Deante	CB	6-2	210	7/12/1994	4	Kansas State	Manhattan, KS	1	0	0	0
76	Collins, Aviante	T	6-4	292	4/21/1993	3	Texas Christian		0	0	0	0
39	Coyle, Tyler	S	6-0	209	12/31/1969	R	Purdue	Windsor, Conn.	0	0	0	0
3	DiNucci, Ben	QB	6-2	215	11/24/1996	2	James Madison	Wexford, PA	0	0	0	0
58	Faoliu, Austin	DE	6-3	287	1/9/1999	R	Oregon	Santa Ana, Calif.	1	0	0	0
37	Hardy, JaQuan	RB	5-8	211	12/31/1997	R	Tiffin	Westlake, Ohio	0	0	0	0
62	Jones, Braylon	C	6-3	301	2/10/1998	R	Houston	Tyler, Texas	0	0	0	0
16	Mitchell, Osirus	WR	6-5	206	9/15/1997	R	Mississippi State	Sarasota, Fla.	0	0	0	0
46	Ralston, Nick	FB	6-0	237	11/10/1996	R	Louisiana	Argyle, Texas	4	0	0	0
80	Smith, Brandon	WR	6-1	218	12/10/1998	R	Iowa	Lake Cormorant, Miss.	0	0	0	0
51	Speaks, Breeland	DE	6-3	285	12/18/1995	3	Mississippi	Jackson, Miss.	0	0	0	0
23	Thompson, Darian	S	6-2	212	9/22/1993	6	Boise State	Lancaster, Calif.	1	0	0	0
RESERVE/INJURED - RETURNABLE												
96	Gallimore, Neville	DT	6-2	307	1/17/1997	2	Oklahoma	Ottawa, Ontario	0	0	0	0
90	Lawrence, DeMarcus	DE	6-3	250	4/28/1992	8	Boise State	Aiken, S.C.	1	1	0	0
RESERVE/COVID-19												
19	Cooper, Amari	WR	6-1	225	6/17/1994	7	Alabama	Miami, Fla.	9	9	0	0
83	Foster, Robert	WR	6-2	194	5/7/1994	4	Alabama	Monaca, Pa.	0	0	0	0
78	Steele, Terence	T	6-6	320	6/4/1997	2	Texas Tech	Cibolo, Texas	11	10	0	0
15	Vasher, T.J.	WR	6-6	215	8/29/1998	R	Texas Tech	Wichita Falls, Texas	0	0	0	0
RESERVE/INJURED												
75	Ball, Josh	T	6-8	308	5/15/1998	R	Marshall	Fredericksburg, Va.	0	0	0	0
31	Canady, Maurice	CB	6-1	193	5/26/1994	5	Virginia	Richmond, Va.	6	0	0	0
14	Cox, Jabril	LB	6-3	233	4/16/1998	R	Louisiana State	Kansas City, Mo.	7	0	0	0
34	Dowdle, Rico	RB	5-11	215	6/14/1998	2	South Carolina	Asheville, N.C.	0	0	0	0
94	Gregory, Randy	DE	6-5	260	11/23/1992	4	Nebraska	Jacksonville, Fla.	7	6	0	0
65	Hyatt, Mitch	T	6-5	315	2/6/1997	2	Clemson	Suwanee, Ga.	0	0	0	0
89	Jarwin, Blake	TE	6-5	250	7/16/1994	5	Oklahoma State	Tuttle, Okla.	7	5	0	0
7	Niswander, Hunter	P	6-4	243	11/26/1994	2	Northwestern	Peninsula, Ohio	0	0	0	0
45	Oloniua, Sewo	FB	6-3	235	11/27/1997	2	Texas Christian	Kingwood, Texas	0	0	0	0
41	Robinson, Reggie	CB	6-1	200	4/14/1997	2	Tulsa	Cleburne, Texas	0	0	0	0
95	Urban, Brent	DE	6-7	305	5/5/1991	8	Virginia	Mississauga, Ont.	6	4	0	0
6	Wilson, Donovan	S	6-0	200	2/21/1995	3	Texas A&M	Shreveport, La.	6	3	0	4

2021 DALLAS COWBOYS NUMERICAL ROSTER

NO.	NAME	POS	HT	WT	AGE	EXP	COLLEGE	HOW ACQ	GP	GS	DNP	IA
1	Cedrick Wilson	WR	6-2	195	26	4	Boise State	D6b-'18	11	4	0	0
2	Greg Zuerlein	K	6-0	195	33	10	Missouri Western	UFA(LAR)-'20	10	0	0	0
4	Dak Prescott	QB	6-2	235	28	6	Mississippi State	D4b-'16	10	10	0	1
5	Bryan Anger	P	6-3	205	33	10	California	FA-'21	11	0	0	0
7	Trevon Diggs	CB	6-1	203	23	2	Alabama	D2-'20	11	11	0	0
10	Cooper Rush	QB	6-3	225	27	4	Central Michigan	FA-'20	3	1	8	0
11	Micah Parsons	LB	6-3	246	22	R	Penn State	D1-'21	11	11	0	0
13	Michael Gallup	WR	6-1	205	25	4	Colorado State	D3-'18	4	3	0	0
15	Will Grier	QB	6-1	220	26	3	West Virginia	W(Car)-'21	0	0	1	10
17	Malik Turner	WR	6-2	202	25	4	Illinois	W(GB)-'20	8	0	0	0
18	Damontae Kazee	S	5-11	174	28	5	San Diego State	UFA(ATI)'21	11	9	0	0
20	Tony Pollard	RB	6-0	210	24	3	Memphis	D4a-'19	11	0	0	0
21	Ezekiel Elliott	RB	6-0	228	26	6	Ohio State	D1-'16	11	11	0	0
24	Kelvin Joseph	CB	5-11	197	22	R	Kentucky	D2-'21	4	0	0	1
25	Nahshon Wright	CB	6-4	183	23	R	Oregon State	D3c-'21	10	0	0	1
26	Jourdan Lewis	CB	5-10	186	26	5	Michigan	D3-'17	11	8	0	0
27	Jayron Kearse	S	6-4	220	27	5	Clemson	FA-'21	11	10	0	0
28	Malik Hooker	FS	6-1	212	25	5	Ohio State	FA-'21	10	2	0	1
29	C.J. Goodwin	CB	6-3	187	31	6	California (PA)	PS(Cin)-'18	11	0	0	0
30	Anthony Brown	CB	5-11	188	27	6	Purdue	D6a-'16	11	11	0	0
32	Corey Clement	RB	5-10	220	27	5	Wisconsin	FA-'21	11	0	0	0
38	Israel Mukuamu	S	6-4	212	22	R	South Carolina	D6b-'21	2	0	1	8
42	Keanu Neal	LB	6-0	211	26	5	Florida	D1-'16	9	4	0	0
44	Jake McQuaide	LS	6-2	235	33	11	Ohio State	UFA(LAR)-'21	11	0	0	0
52	Connor Williams	G	6-5	320	24	4	Texas	D2-'18	11	9	0	0
53	Francis Bernard	LB	6-0	242	26	2	Utah	UDFA-'20	4	0	0	0
54	Azur Kamara	DE	6-3	245	23	2	Kansas	UDFA-'20	9	0	0	2
55	Leighton Vander Esch	LB	6-4	255	25	4	Boise State	D1-'18	11	10	0	0
57	Luke Gifford	LB	6-3	245	26	3	Nebraska	UDFA-'19	10	0	0	1
59	Chauncey Golston	DE	6-5	268	23	R	Iowa	D3b-'21	9	0	0	2
63	Tyler Biadasz	C	6-4	317	24	2	Wisconsin	D4b-'20	11	11	0	0
66	Connor McGovern	G	6-5	315	24	3	Penn State	D3-'19	10	3	1	0
68	Matt Farniok	G	6-5	311	24	R	Nebraska	D7-'21	8	0	1	2
70	Zack Martin	G	6-4	315	31	8	Notre Dame	D1-'14	10	10	0	0
71	La'el Collins	T	6-4	323	28	7	Louisiana State	UDFA-'15	6	4	0	0
72	Trysten Hill	DT	6-3	305	23	3	Central Florida	D2-'19	3	0	0	0
77	Tyron Smith	T	6-5	305	30	11	Southern California	D1-'11	8	8	0	3
79	Ty Nsekhe	T	6-8	330	36	8	Texas State	UFA(Buf)-'21	6	0	2	3
81	Simi Fehoko	WR	6-4	222	24	R	Stanford	D5-'21	4	0	0	7
84	Sean McKeon	TE	6-3	255	23	2	Michigan	UDFA-'20	4	1	0	0
85	Noah Brown	WR	6-2	215	25	5	Ohio State	D7b-'17	10	1	0	1
86	Dalton Schultz	TE	6-5	255	25	4	Stanford	D4b-'18	11	11	0	0
87	Jeremy Sprinkle	TE	6-5	255	27	5	Arkansas	UFA(Was)-'21	11	0	0	0
88	CeeDee Lamb	WR	6-2	200	22	2	Oklahoma	D1-'20	10	10	0	1
91	Carlos Watkins	DE	6-3	297	27	5	Clemson	UFA(Hou)-'21	9	8	0	2
92	Dorance Armstrong	DE	6-4	260	24	4	Kansas	D4a-'18	7	4	0	4
93	Tarell Basham	DE	6-4	266	27	5	Ohio	UFA(NYJ)-'21	11	6	0	0
97	Osa Odighizuwa	DT	6-2	282	23	R	UCLA	D3a-'21	11	10	0	0
98	Quinton Bohanna	DT	6-4	327	22	R	Kentucky	D6a-'21	10	1	0	1
99	Justin Hamilton	DT	6-2	315	28	4	Louisiana	FA-'19	7	0	0	0
PRACTICE SQUAD												
3	Ben DiNucci	QB	6-2	215	25	2	James Madison	D7-'20	0	0	0	0
16	Osirus Mitchell	WR	6-5	206	24	R	Mississippi State	UDFA-'21	0	0	0	0
23	Darian Thompson	S	6-2	212	28	6	Boise State	FA-'18	1	0	0	0
33	Deante Burton	CB	6-2	210	27	4	Kansas State	PS(Ind)-'19	1	0	0	0
36	Kyron Brown	CB	6-1	195	25	2	Akron	FA-'21	1	0	0	0
37	JaQuan Hardy	RB	5-8	211	23	R	Tiffin	UDFA-'21	0	0	0	0
39	Tyler Coyle	S	6-0	209	51	R	Purdue	UDFA-'21	0	0	0	0
46	Nick Ralston	FB	6-0	237	25	R	Louisiana	UDFA-'21	4	0	0	0
49	Ian Bunting	TE	6-7	255	25	2	California	FA-'21	0	0	0	0
51	Breeland Speaks	DE	6-3	285	25	3	Mississippi	FA-'21	0	0	0	0
56	Bradlee Anae	DE	6-3	260	23	2	Utah	D5-'20	4	0	0	1
58	Austin Faoliu	DE	6-3	287	22	R	Oregon	UDFA-'21	1	0	0	0
60	Isaac Alarcon	T	6-6	325	23	1	Monterrey Tech	IPP-'20	0	0	0	0
62	Braylon Jones	C	6-3	301	23	R	Houston	UDFA-'21	0	0	0	0
76	Aviante Collins	T	6-4	292	28	3	Texas Christian	FA-'21	0	0	0	0
80	Brandon Smith	WR	6-1	218	22	R	Iowa	UDFA-'21	0	0	0	0
RESERVE/INJURED - RETURNABLE												
90	DeMarcus Lawrence	DE	6-3	250	29	8	Boise State	D2-'14	1	1	0	0
96	Neville Gallimore	DT	6-2	307	24	2	Oklahoma	D3-'20	0	0	0	0
RESERVE/COVID-19												
15	T.J. Vasher	WR	6-6	215	23	R	Texas Tech	UDFA-'21	0	0	0	0
19	Amari Cooper	WR	6-1	225	27	7	Alabama	T(Oak)-'18	9	9	0	0
78	Terence Steele	T	6-6	320	24	2	Texas Tech	UDFA-'20	11	10	0	0
83	Robert Foster	WR	6-2	194	27	4	Alabama	FA, '21	0	0	0	0
RESERVE/INJURED												
6	Donovan Wilson	S	6-0	200	26	3	Texas A&M	D6-'19	6	3	0	4
7	Hunter Niswander	P	6-4	243	27	2	Northwestern	FA-'20	0	0	0	0
14	Jabril Cox	LB	6-3	233	23	R	Louisiana State	D4a-'21	7	0	0	0
31	Maurice Canady	CB	5-11	193	27	5	Virginia	UFA(Hou)-'20	6	0	0	0
34	Rico Dowdle	RB	5-11	215	23	2	South Carolina	UDFA-'20	0	0	0	0
41	Reggie Robinson	CB	6-1	200	24	2	Tulsa	D4a-'20	0	0	0	0
45	Sewo Olonilua	FB	6-3	235	24	2	Texas Christian	UDFA-'20	0	0	0	0
65	Mitch Hyatt	T	6-5	315	24	2	Clemson	UDFA-'19	0	0	0	0
75	Josh Ball	T	6-8	308	23	R	Marshall	D4b-'21	0	0	0	0
89	Blake Jarwin	TE	6-5	250	27	5	Oklahoma State	UDFA-'17	7	5	0	0
94	Randy Gregory	DE	6-5	260	29	4	Nebraska	D2-'15	7	6	0	0
95	Brent Urban	DE	6-7	305	30	8	Virginia	UFA(Chi)-'21	6	4	0	0

2021 DALLAS COWBOYS POSITIONAL ROSTER

NO.	NAME	POS.	HT.	WT.	AGE	EXP.	COLLEGE	HOW ACQ.
QUARTERBACKS (3)								
4	Dak Prescott	QB	6-2	235	28	6	Mississippi State	D4b-'16
10	Cooper Rush	QB	6-3	225	27	4	Central Michigan	FA-'20
15	Will Grier	QB	6-1	220	26	3	West Virginia	W(Car)-'21
RUNNING BACKS (3)								
20	Tony Pollard	RB	6-0	210	24	3	Memphis	D4a-'19
21	Ezekiel Elliott	RB	6-0	228	26	6	Ohio State	D1-'16
32	Corey Clement	RB	5-10	220	27	5	Wisconsin	FA-'21
WIDE RECEIVERS (6)								
1	Cedrick Wilson	WR	6-2	195	26	4	Boise State	D6b-'18
13	Michael Gallup	WR	6-1	205	25	4	Colorado State	D3-'18
17	Malik Turner	WR	6-2	202	25	4	Illinois	W(GB)-'20
81	Simi Fehoko	WR	6-4	222	24	R	Stanford	D5-'21
85	Noah Brown	WR	6-2	215	25	5	Ohio State	D7b-'17
88	CeeDee Lamb	WR	6-2	200	22	2	Oklahoma	D1-20
TIGHT ENDS (3)								
84	Sean McKeon	TE	6-3	255	23	2	Michigan	UDFA-'20
86	Dalton Schultz	TE	6-5	255	25	4	Stanford	D4b-'18
87	Jeremy Sprinkle	TE	6-5	255	27	5	Arkansas	UFA(Was)-'21
OFFENSIVE LINE (8)								
52	Connor Williams	G	6-5	320	24	4	Texas	D2-'18
63	Tyler Biadasz	C	6-4	317	24	2	Wisconsin	D4b-'20
66	Connor McGovern	G	6-5	315	24	3	Penn State	D3-'19
68	Matt Farniok	G	6-5	311	24	R	Nebraska	D7-'21
70	Zack Martin	G	6-4	315	31	8	Notre Dame	D1-'14
71	La'el Collins	T	6-4	323	28	7	Louisiana State	UDFA-'15
77	Tyron Smith	T	6-5	305	30	11	Southern California	D1-'11
79	Ty Nsekhe	T	6-8	330	36	8	Texas State	UFA(Buf)-'21
DEFENSIVE LINE (9)								
54	Azur Kamara	DE	6-3	245	23	2	Kansas	UDFA-'20
59	Chauncey Golston	DE	6-5	268	23	R	Iowa	D3b-'21
72	Trysten Hill	DT	6-3	305	23	3	Central Florida	D2-'19
91	Carlos Watkins	DE	6-3	297	27	5	Clemson	UFA(Hou)-'21
92	Dorance Armstrong	DE	6-4	260	24	4	Kansas	D4a-'18
93	Tarell Basham	DE	6-4	266	27	5	Ohio	UFA(NYJ)-'21
97	Osa Odighizuwa	DT	6-2	282	23	R	UCLA	D3a-'21
98	Quinton Bohanna	DT	6-4	327	22	R	Kentucky	D6a-'21
99	Justin Hamilton	DT	6-2	315	28	4	Louisiana	FA-19
LINEBACKERS (5)								
11	Micah Parsons	LB	6-3	246	22	R	Penn State	D1-'21
42	Keanu Neal	LB	6-0	211	26	5	Florida	D1 '16
53	Francis Bernard	LB	6-0	242	26	2	Utah	UDFA-'20
55	Leighton Vander Esch	LB	6-4	255	25	4	Boise State	D1-'18
57	Luke Gifford	LB	6-3	245	26	3	Nebraska	UDFA-'19
DEFENSIVE BACKS (10)								
7	Trevon Diggs	CB	6-1	203	23	2	Alabama	D2-'20
18	Damontae Kazee	S	5-11	174	28	5	San Diego State	UFA(Atl) '21
24	Kelvin Joseph	CB	5-11	197	22	R	Kentucky	D2-'21
25	Nahshon Wright	CB	6-4	183	23	R	Oregon State	D3c-'21
26	Jourdan Lewis	CB	5-10	186	26	5	Michigan	D3-'17
27	Jayron Kearse	S	6-4	220	27	5	Clemson	FA-'21
28	Malik Hooker	FS	6-1	212	25	5	Ohio State	FA-'21
29	C.J. Goodwin	CB	6-3	187	31	6	California (PA)	PS(Cin)-'18
30	Anthony Brown	CB	5-11	188	27	6	Purdue	D6a-'16
38	Israel Mukuamu	S	6-4	212	22	R	South Carolina	D6b-'21
SPECIALISTS (3)								
2	Greg Zuerlein	K	6-0	195	33	10	Missouri Western	UFA(LAR)-'20
5	Bryan Anger	P	6-3	205	33	10	California	FA-'21
44	Jake McQuaide	LS	6-2	235	33	11	Ohio State	UFA(LAR)-'21

HOW THE COWBOYS WERE BUILT/CONTRACT STATUS

YEAR	DRAFT PICKS (36)	FREE AGENTS (19)	COLLEGE FREE AGENTS (9)	TRADES/WAIVERS (3)	PRACTICE SQUAD (1)
2011	T. Smith (1st)				
2014	Z. Martin (1st) D. Lawrence (2nd) `				
2015	R. Gregory (2nd) *		L. Collins (UDFA-'15)		
2016	E. Elliott (1st) K. Neal (1st) D. Prescott (4th) A. Brown (6th)				
2017	J. Lewis (3rd) N. Brown (7th)	B. Jarwin (UDFA-'17) *			
2018	L. Vander Esch (1st) C. Williams (2nd) M. Gallup (3rd) D. Armstrong (4th) D. Schultz (4th-b) C. Wilson (6th-b)			A. Cooper (T Oak -'18) #	C. Goodwin (PS Cin -'18)
2019	T. Hill (2nd) C. McGovern (3rd) T. Pollard (4th) D. Wilson (6th) *	L. Gifford (UDFA-'19) J. Hamilton (FA-19)	M. Hyatt (UDFA-'19) *		
2020	C. Lamb (1st) T. Diggs (2nd) N. Gallimore (3rd) ` R. Robinson (4th-a) * T. Biadasz (4th-b)	M. Canady (UFA Hou -'20) * H. Niswander (FA-'20) * C. Rush (FA-'20) G. Zuerlein (UFA LAR -'20)	F. Bernard (UDFA-'20) R. Dowdle (UDFA-'20) * A. Kamara (UDFA-'20) S. McKeon (UDFA-'20) S. Olonilua (UDFA-'20) * T. Steele (UDFA-'20) #	M. Turner (W GB -'20)	
2021	M. Parsons (1st) K. Joseph (2nd) O. Odighizuwa (3rd-a) C. Golston (3rd-b) N. Wright (3rd-c) J. Cox (4th-a) * J. Ball (4th-b) * S. Fehoko (5th) Q. Bohanna (6th-a) I. Mukuamu (6th-b) M. Farniok (7th)	B. Anger (FA-'21) T. Basham (UFA NYJ -'21) C. Clement (FA-'21) R. Foster (FA, '21) # M. Hooker (FA-'21) D. Kazee (UFA Atl '21) J. Kearse (FA-'21) J. McQuaide (UFA LAR -'21) T. Nsekhe (UFA Buf -'21) J. Sprinkle (UFA Was -'21) B. Urban (UFA Chi -'21) * C. Watkins (UFA Hou -'21)	T. Vasher (UDFA-'21) #	W. Grier (W Car -'21)	

Key: ` Reserve/Injured - Returnable, * Reserve/Injured, # Reserve/COVID-19

CONTRACT STATUS					
PLAYER	SIGNED THROUGH	PLAYER	SIGNED THROUGH	PLAYER	SIGNED THROUGH
Bryan Anger	2021	Luke Gifford	2021	Hunter Niswander *	2022
Dorance Armstrong	2021	Chauncey Golston	2024	Ty Nsekhe	2021
Josh Ball *	2024	C.J. Goodwin	2022	Osa Odighizuwa	2024
Tarell Basham	2022	Randy Gregory *	2021	Micah Parsons	2024
Francis Bernard	2021	Will Grier	2022	Tony Pollard	2022
Tyler Biadasz	2023	Justin Hamilton	2021	Dak Prescott	2024
Quinton Bohanna	2024	Trysten Hill	2022	Reggie Robinson *	2023
Anthony Brown	2022	Malik Hooker	2021	Cooper Rush	2022
Noah Brown	2021	Mitch Hyatt *	2021	Dalton Schultz	2021
Maurice Canady *	2021	Blake Jarwin *	2023	Tyron Smith	2023
Corey Clement	2021	Kelvin Joseph	2024	Jeremy Sprinkle	2021
La'el Collins	2024	Azur Kamara	2022	Terence Steele #	2022
Amari Cooper #	2024	Damontae Kazee	2021	Malik Turner	2021
Jabril Cox *	2024	Jayron Kearse	2021	Brent Urban *	2021
Trevon Diggs	2023	CeeDee Lamb	2023	Leighton Vander Esch	2021
Rico Dowdle *	2022	DeMarcus Lawrence `	2023	T.J. Vasher #	2023
Ezekiel Elliott	2026	Jourdan Lewis	2023	Carlos Watkins	2021
Matt Farniok	2024	Zack Martin	2024	Connor Williams	2021
Simi Fehoko	2024	Connor McGovern	2022	Cedrick Wilson	2021
Robert Foster #	2021	Sean McKeon	2022	Donovan Wilson *	2022
Neville Gallimore `	2023	Jake McQuaide	2021	Nahshon Wright	2024
Michael Gallup	2021	Israel Mukuamu	2024	Greg Zuerlein	2022

2021 DALLAS COWBOYS CONTRACT ANALYSIS

OFFENSE		2021	2022	2023	2024	2025	2026	2026	2027
QB	Grier, Will			UFA					
	Prescott, Dak					UFA			
	Rush, Cooper			UFA					
RB	Clement, Corey		UFA						
	Dowdle, Rico*			RFA	UFA				
	Elliott, Ezekiel							UFA	
	Olonilua, Sewo*			RFA	UFA				
	Pollard, Tony			UFA					
WR	Brown, Noah		UFA						
	Cooper, Amari^					UFA			
	Fehoko, Simi					UFA			
	Gallup, Michael		UFA						
	Lamb, CeeDee				OPTION	UFA			
	Turner, Malik		UFA						
	Vasher, T.J.^				RFA	UFA			
	Wilson, Cedrick		UFA						
TE	Jarwin, Blake^				UFA				
	McKeon, Sean			RFA	UFA				
	Schultz, Dalton		UFA						
	Sprinkle, Jeremy		UFA						
OL	Ball, Josh*					UFA			
	Biadasz, Tyler				UFA				
	Collins, La'el					UFA			
	Farniok, Matt					UFA			
	Hyatt, Mitch*		ERFA	RFA	UFA				
	Martin, Zack					UFA			
	McGovern, Connor			UFA					
	Nsekhe, Ty		UFA						
	Smith, Tyron				UFA				
	Steele, Terence^			RFA	UFA				
	Williams, Connor		UFA						

DEFENSE		2021	2022	2023	2024	2025	2026	2027	2028
DL	Armstrong, Dorance		UFA						
	Basham, Tarell			UFA					
	Bohanna, Quinton					UFA			
	Gallimore, Neville*				UFA				
	Golston, Chauncey					UFA			
	Gregory, Randy*		UFA						
	Hamilton, Justin		UFA						
	Hill, Trysten			UFA					
	Kamara, Azur			RFA	UFA				
	Lawrence, DeMarcus*				UFA				
	Odighizuwa, Osa					UFA			
	Urban, Brent*		UFA						
	Watkins, Carlons		UFA						
	Bernard, Francis		ERFA	RFA	UFA				
LB	Cox, Jabril*					UFA			
	Gifford, Luke		RFA	UFA					
	Neal, Keanu		UFA						
	Parsons, Micah					OPTION	UFA		
	Vander Esch, Leighton		UFA						
DB	Brown, Anthony			UFA					
	Canady, Maurice*		UFA						
	Diggs, Trevon				UFA				
	Goodwin, C.J.			UFA					
	Hooker, Malik		UFA						
	Joseph, Kelvin					UFA			
	Kazee, Damonlae		UFA						
	Kearse, Jayron		UFA						
	Lewis, Jourdan				UFA				
	Mukuamu, Israel					UFA			
	Robinson, Reggie*				UFA				
	Wilson, Donovan			UFA					
	Wright, Nahshon					UFA			

SPECIAL TEAMS		2021	2022	2023	2024	2025	2026	2027	2028
ST	Anger, Bryan		UFA						
	McQuaide, Jake		UFA						
	Zuerlein, Greg			UFA					

	Player is under contract for season
	Player will be an exclusive rights free agent
	Player will be an unrestricted free agent
	Player will be a restricted free agent
	Player has a club option available

*-Reserve/Injured ^-Reserve/COVID-19 #-Reserve/PUP or NFI &-Reserve/Suspended !-Reserve/Injured-DTR

WHEN BUILT AND WHEN THEY GOT TO THE COWBOYS

1st Round (9)

[9] Tyron Smith (2011)
[16] Zack Martin (2014)
[4] Amari Cooper (2015-OAK)#
[4] Ezekiel Elliott (2016)
[17] Keanu Neal (2016-ATL)
[15] Malik Hooker (2017-IND)
[19] Leighton Vander Esch (2018)
[17] CeeDee Lamb (2020)
[12] Micah Parsons (2021)

2nd Round (6)

[34] DeMarcus Lawrence (2014)
[60] Randy Gregory (2015)*
[50] Connor Williams (2018)
[58] Trysten Hill (2019)
[51] Trevon Diggs (2020)
[44] Kelvin Joseph (2021)

3rd Round (10)

[70] Bryan Anger (2012-JAX)
[80] Tarell Basham (2017-IND)
[92] Jourdan Lewis (2017)
[81] Michael Gallup (2018)
[90] Connor McGovern (2019)
[100] Will Grier (2019-CAR)
[82] Neville Gallimore (2020)
[75] Osa Odighizuwa (2021)
[84] Chauncey Golston (2021)
[99] Nahshon Wright (2021)

4th Round (10)

[134] Brent Urban (2014-BAL)*
[135] Dak Prescott (2016)
[142] Carlos Watkins (2017-HOU)
[116] Dorance Armstrong (2018)
[137] Dalton Schultz (2018)
[128] Tony Pollard (2019)
[123] Reggie Robinson (2020)*
[146] Tyler Biadasz (2020)
[115] Jabril Cox (2021)*
[138] Josh Ball (2021)*

5th Round (3)

[149] Damontae Kazee (2017-ATL)
[154] Jeremy Sprinkle (2017-WAS)
[179] Simi Fehoko (2021)

6th Round (7)

[171] Greg Zuerlein (2012-STL)
[189] Anthony Brown (2016)
[209] Maurice Canady (2016-BAL)*
[208] Cedrick Wilson (2018)
[213] Donovan Wilson (2019)*
[192] Quinton Bohanna (2021)
[227] Israel Mukuamu (2021)

7th Round (3)

[244] Jayron Kears (2016-MIN)
[239] Noah Brown (2017)
[238] Matt Farniok (2021)

Undrafted (19)

Jake McQuaide (2011-STL)
Ty Nsekhe (2012-IND)
C.J. Goodwin (2014-PIT)
La'el Collins (2015)
Justin Hamilton (2015-BUF)
Corey Clement (2017-PHI)
Blake Jarwin (2017)*
Cooper Rush (2017)
Robert Foster (2018-BUF)#
Luke Gifford (2019)
Mitch Hyatt (2019)*
Francis Bernard (2020)
Rico Dowdle (2020)*
Azur Kamara (2020)
Sean McKeon (2020)
Hunter Niswander (2020)*
Sewo Olonilua (2020)*
Terence Steele (2020)#
T.J. Vasher (2021)#

Key: # Reserve/COVID-19, ` Reserve/Injured - Returnable, * Reserve/Injured

WHEN THEY GOT TO THE COWBOYS

2011 (1)

Tyron Smith, Round 1

2014 (2)

Zack Martin, Round 1
DeMarcus Lawrence, Round 2

2015 (2)

Randy Gregory, Round 2*
La'el Collins, UDFA

2016 (4)

Ezekiel Elliott, Round 1
Keanu Neal, Round 1
Dak Prescott, Round 4
Anthony Brown, Round 6

2017 (3)

Jourdan Lewis, Round 3
Noah Brown, Round 7
Blake Jarwin, FA*

2018 (8)

Leighton Vander Esch, Round 1
Connor Williams, Round 2
Michael Gallup, Round 3
Dorance Armstrong, Round 4
Dalton Schultz, Round 4
Cedrick Wilson, Round 6
Amari Cooper, Trades (OAK)#
C.J. Goodwin, Practice Squad (CIN)

2019 (7)

Trysten Hill, Round 2
Connor McGovern, Round 3
Tony Pollard, Round 4
Donovan Wilson, Round 6*
Luke Gifford, FA
Justin Hamilton, FA
Mitch Hyatt, UDFA*

2020 (15)

CeeDee Lamb, Round 1
Trevon Diggs, Round 2
Neville Gallimore, Round 3`
Tyler Biadasz, Round 4
Reggie Robinson, Round 4*
Francis Bernard, UDFA
Maurice Canady, FA (HOU)*
Rico Dowdle, UDFA*
Azur Kamara, UDFA
Sean McKeon, UDFA
Hunter Niswander, FA*
Sewo Olonilua, UDFA*
Cooper Rush, FA
Terence Steele, UDFA#
Greg Zuerlein, FA (STL)

2021 (25)

Micah Parsons, Round 1
Kelvin Joseph, Round 2
Chauncey Golston, Round 3
Osa Odighizuwa, Round 3
Nahshon Wright, Round 3
Josh Ball, Round 4*
Jabril Cox, Round 4*
Simi Fehoko, Round 5
Quinton Bohanna, Round 6
Israel Mukuamu, Round 6
Matt Farniok, Round 7
Bryan Anger, FA
Tarell Basham, UFA (NYJ)
Corey Clement, FA
Robert Foster, FA#
Will Grier, Waivers (CAR)
Malik Hooker, FA
Damontae Kazee, UFA (ATL)
Jayron Kears, FA
Jake McQuaide, UFA (STL)
Ty Nsekhe, UFA (BUF)
Jeremy Sprinkle, UFA (WAS)
Brent Urban, UFA (CHI)*
T.J. Vasher, UDFA#
Carlos Watkins, UFA (HOU)

2021 TRANSACTIONS BY DATE

Jan. 4.....Signed **Isaac Alarcon, Kemon Hall, Ladarius Hamilton, Marcus Henry, Cole Hikutini, Jon'Vea Johnson, Chris Lacy, Walter palmore, Aaron Parker, Adam Redmond, Cooper Rush, Eric Smith, Saivion Smith** and **Williams Sweet** as Reserve/Futures.

Jan. 8.....Fired **Mike Nolan** and **Jim Tomsula**.

Jan. 12.....Named **Dan Quinn** defensive coordinator.

Jan. 21.....Named **Aden Durde** defensive line coach, **Harold Nash Jr.** strength and conditioning coordinator and **Joe Whitt Jr.** secondary/defensive pass game coordinator,

Feb. 11.....Named **Cedric Smith** assistant strength and conditioning.

March 9.....Signed **Ron'Dell Carter**.

March 10.....Signed **Dak Prescott**. Released **Jamize Olawale**.

March 17.....Released **Chris Jones**.

March 18.....Signed **Noah Brown** and **Jourdan Lewis**.

March 19.....Signed **C.J. Goodwin** and **Malik Turner**. Waived **Marcus Henry, Cole Hikutini, Jon'Vea Johnson** and **Chris Lacy**.

March 22.....Signed **Tarell Basham, Jake McQuaide, Ty Nsekhe, Brent Urban** and **Carlos Watkins**.

March 30.....Signed **Jayron Kearse**.

April 7.....Signed **Bryan Anger** and **Jeremy Sprinkle**.

April 14.....Signed **Keanu Neal**.

April 29.....Drafted **Micah Parsons**.

April 30.....Drafted **Chauncey Golston, Kelvin Joseph, Osa Odighizuwa** and **Nahshon Wright**.

May 1.....Drafted **Jabril Cox, Josh Ball, Simi Fehoko, Quinton Bohanna, Israel Mukuamu** and **Matt Farniok**.

May 5.....Released **Adam Redmond** and **Antwaun Woods**. Waived **Kemon Hall, Ladarius Hamilton, Walter Palmore** and **Saivion Smith**.

May 14.....Signed **Tyler Coyle, Brennan Eagles, Nick Eubanks, Austin Faoliu, JaQuan Hardy, Anthony Hines, Braylon Jones, Brenden Knox, Artayvious Lynn, Osirus Mitchell, Nick Ralston, Brandon Smith** and **T.J. Vasher**.

May 18.....Waived **William Sweet**.

May 24.....Signed **Johnnie Dixon**.

June 11.....Waived/Injured **Stephen Guidry**. Signed **Reggie Davis**.

July 17.....Released **Rashard Robinson**.

July 22.....Placed **Amari Cooper, Chauncey Golston, Trysten Hill, Mitch Hyatt, DeMarcus Lawrence** and **Greg Zuerlein** on Active/PUP. Placed **T.J. Vasher** on Active/NFI.

July 25.....Signed **Kyron Brown**.

July 27.....Placed **Mitch Hyatt** on Reserve/Injured. Signed **Malik Hooker**.

Aug. 3.....**DeMarcus Lawrence** passed physical.

Aug. 10.....**Amari Cooper** passed physical.

Aug. 17.....Placed **Sewo Olonilua** and **Reggie Robinson** on Reserve/Injured. Waived/Injured **Anthony Hines**. Waived **Kyron Brown** and **Brennan Eagles**.

Aug. 19.....Waived **Hunter Niswander**. Signed **Lirim Hajrullahu**.

Aug. 23.....Placed **Malik Hooker, CeeDee Lamb, Israel Mukuamu** and **Carlos Watkins** on Reserve/COVID-19

Aug. 24.....Waived **Lirim Hajrullahu**.

Aug. 25.....Activated **Israel Mukuamu**. **Greg Zuerlein** passed physical. Placed **Rico Dowdle** on Reserve/Injured. Placed **Damontae Kazee** and **Connor Williams** on Reserve/COVID-19.

Aug. 27.....Activated **Malik Hooker**.

Aug. 31.....Released **Deante Burton, Garrett Gilbert, Justin Hamilton, Jake McQuaide, Eric Smith, Jeremy Sprinkle** and **Darian Thompson**. Waived **Isaac Alarcon, Ron'Dell Carter, Tyler Coyle, Reggie Davis, Ben DiNucci, Johnnie Dixon, Nick Eubanks, Austin Faoliu, Jaquan Hardy, Braylon Jones, Brenden Knox, Artayvious Lynn, Osirus Mitchell, Aaron Parker, Steven Parker, Nick Ralston** and **Brandon Smith**. Placed **Noah Brown** on Reserve/COVID-19. **Trysten Hill** reverted to Reserve/PUP. **T.J. Vasher** reverted to Reserve/NFI. **Chauncey Golston** passed physical.

Sept. 1.....Released **Bryan Anger**. Signed **Isaac Alarcon, Kyron Brown, Tyler Coyle, Ben DiNucci, Austin Faoliu, Justin Hamilton, JaQuan Hardy, Braylon Jones, Osirus Mitchell, Nick Ralston, Brandon Smith, Breeland Speaks** and **Darian Thompson** to the practice squad.

Sept. 2.....Placed **Josh Ball, Francis Bernard, Neville Gallimore, Kelvin Joseph, Sean McKeon** and **Malik Turner** on Reserve/Injured. Signed **Corey Clement** and **Jake McQuaide**. Activated **Damontae Kazee, CeeDee Lamb** and **Carlos Watkins**. Signed **Ian Bunting** to the practice squad.

Sept. 5.....Signed **Bryan Anger**. Activated **Connor Williams** from Reserve/COVID-19. Placed **Brandon Knight** and **Zack Martin** on Reserve/COVID-19.

Sept. 6.....Signed **Aviante Collins** to the practice squad.

Sept. 8.....Activated **Noah Brown** from Reserve/COVID-19.

Sept. 9.....Elevated **Jeremy Sprinkle** and **Darian Thompson** from the practice squad.

Sept. 10.....**La'el Collins** placed on Reserve/Suspended.

Sept. 13.....Activated **Brandon Knight** and **Zack Martin** from Reserve/COVID-19. Placed **Michael Gallup** on Reserve/Injured. Placed **Randy Gregory** on Reserve/COVID-19. Placed **Deante Burton** and **Darian Thompson** on Practice Squad/Injured.

Sept. 14.....Signed **Robert Foster** and **Lirim Hajrullahu** to the practice squad.

Sept. 16.....Placed **DeMarcus Lawrence** on Reserve/Injured.

Sept. 17.....Placed **Osirus Mitchell** on Practice Squad/Injured.

Sept. 18.....Activated **Jeremy Sprinkle** as a COVID-19 Replacement.

Sept. 21.....Released **Lirim Hajrullahu** from the practice squad. Signed **Damion Ratley** to the practice squad.

Sept. 22.....Placed **Keanu Neal** on Reserve/COVID-19. Signed **Holton Hill** to the practice squad.

Sept. 23.....Activated **Randy Gregory**.

Sept. 24.....Placed **Bradlee Anae** on Reserve/COVID-19.

Sept. 27.....Activated **Justin Hamilton** and **Jeremy Sprinkle** as COVID-19 replacements and elevated **Nick Ralston** from the practice squad.

Sept. 30.....**Malik Turner** designated for return.

Oct. 2.....Elevated **Austin Faoliu** and **Justin Hamilton** from the practice squad.

Oct. 5.....Released **Holton Hill** from the practice squad. Signed **Isaiah Johnson** to the practice squad.

Oct. 6.....Released **Jaylon Smith**. Activated **Keanu Neal** and **Bradlee Anae** from Reserve/COVID.

Oct. 9.....Elevated **Nick Ralston** and **Jeremy Sprinkle** from the practice squad.

Oct. 13.....**Kelvin Joseph** and **Sean McKeon** designated for return.

Oct. 16.....Waived **Brandon Knight**. Signed **Nick Ralston** and **Jeremy Sprinkle** to the active roster from the practice squad.

Oct. 19.....Waived **Nick Ralston** and released **Isaiah Johnson** from the practice squad.

2021 TRANSACTIONS BY DATE, cont.

Oct. 21 Signed **Nick Ralston** to the practice squad.
Oct. 25 **Francis Bernard** and **Michael Gallup** designated for return. **Deante Burton** restored to practice squad.
Oct. 26 Placed **Maurice Canady** and **Brent Urban** on Reserve/Injured.
Oct. 30 Activated **Kelvin Joseph** from Reserve/Injured-Designated for Return. Elevated Justin Hamilton from the practice squad.
Nov. 2 Waived **Bradlee Anae**. Placed **Jabril Cox** on Reserve/Injured.
Nov. 3 Activated **Sean McKeon** from Reserve/Injured-Designated for Return.
Nov. 4 Signed **Bradlee Anae** to the practice squad.
Nov. 6 Placed **Blake Jarwin** on Reserve/Injured. Activated **Francis Bernard** from Reserve/Injured-Designated for Return. Signed **Justin Hamilton** from the practice squad.
Nov. 9 Placed **Greg Zuerlein** on Reserve/COVID-19.
Nov. 10 Signed **Lirim Hajrullahu** to the practice squad.
Nov. 11 Placed **Randy Gregory** on Reserve/Injured.
Nov. 13 Activated **Michael Gallup** and **Trysten Hill**. Elevated **Lirim Hajrullahu** as a COVID-19 Replacement.
Nov. 16 Released **Damion Ratley**. **Osirus Mitchell** restored to practice squad.
Nov. 18 Activated **Greg Zuerlein** from Reserve/COVID.
Nov. 19 Placed **Amari Cooper** on Reserve/COVID.
Nov. 20 Elevated **Kyron Brown** as a standard elevation. Elevated **Deante Burton** as a COVID-19 Replacement.
Nov. 22 Placed **T.J. Vasher** on Reserve/COVID-19 and **Robert Foster** on Practice Squad/COVID-19.
Nov. 23 Released **Lirim Hajrullahu** from the practice squad.
Nov. 24 **DeMarcus Lawrence** designated for return. Placed **Donovan Wilson** on Reserve/Injured.
Nov. 26 Placed **Blake Jarwin** on Reserve/COVID-19.
Nov. 28 Placed **Terence Steele** on Reserve/COVID-19.
Nov. 29 **Neville Gallimore** designated for return. **Darian Thompson** restored to practice squad.

2021 TRANSACTIONS BY PLAYER

ALARCON, Isaac - T

1/4..... Signed as Reserve/Future
8/31..... Waived
9/1..... Signed to practice squad

ANAE, Bradlee - DE

9/24..... Placed on Reserve/COVID-19
10/6..... Activated
11/2..... Waived
11/4..... Signed to practice squad

ANGER, Bryan - P

4/7..... Signed
9/1..... Released
9/5..... Signed

BALL, Josh - T

5/1..... Drafted
9/2..... Placed on Reserve/Injured

BASHAM, Tarell - LB

3/22..... Signed

BERNARD, Francis-LB

9/2..... Placed on Reserve/Injured
10/25..... Designated for Return
11/6..... Activated

BOHANNA, Quinton - DT

5/1..... Drafted

BROWN, Kyron - CB

7/25..... Signed
8/17..... Waived
9/1..... Signed to practice squad
11/20..... Elevated as a standard elevation

BROWN, Noah - WR

3/18..... Re-signed
8/31..... Placed on Reserve/COVID-19
9/5..... Activated

BUNTING, Ian - TE

9/2..... Signed to practice squad

BURTON, Deante - CB

8/31..... Released
9/1..... Signed to practice squad
9/13..... Placed on Practice Squad/Injured
10/25..... Restored to practice squad
11/20..... Elevated as a COVID-19 replacement

CANADY, Maurice - CB

10/26..... Placed on Reserve/Injured

CARTER, Ron'Dell - DE

3/9..... Re-Signed
8/31..... Waived

CLEMENT, Corey - RB

9/2..... Signed

COLLINS, Aviante - T

9/6..... Signed to practice squad

COLLINS, La'el - T

9/10..... Placed on Reserve/Suspended

COOPER, Amari - WR

7/22..... Placed on Active/PUP
8/10..... Passed physical
11/19..... Placed on Reserve/COVID-19

COX, Jabril - LB

5/1..... Drafted
11/2..... Placed on Reserve/Injured

COYLE, Tyler - S

5/14..... Signed
8/31..... Waived
9/1..... Signed to practice squad

DAVIS, Reggie - WR

6/11..... Signed
8/31..... Waived

D'NUCCI, Ben - QB

8/31..... Waived
9/1..... Signed to practice squad

DIXON, Johnnie - WR

5/24..... Signed
8/31..... Waived

DOWDLE, Rico - RB

8/28..... Placed on Reserve/Injured

DURDE, Aden

1/21..... Named defensive line coach

EAGLES, Brennan - WR

5/14..... Signed
8/17..... Waived

EUBANKS, Nick - TE

5/14..... Signed
8/31..... Waived

FARNIOK, Matt - G

5/1..... Drafted

FAOLIU, Austin - DT

5/14..... Signed

8/31..... Waived

9/1..... Signed to practice squad

10/2..... Standard Elevation

FEHOKO, Simi - WR

5/1..... Drafted

FOSTER, Robert - WR

9/14..... Signed to practice squad

11/22..... Placed on Practice Squad/COVID-19

GALLIMORE, Neville - DT

9/2..... Placed on Reserve/Injured

11/29..... Designated for return

GALLUP, Michael - WR

9/13..... Placed on Reserve/Injured

10/25..... Designated for Return

11/13..... Activated

GILBERT, Garrett - QB

8/31..... Released

GOLSTON, Chauncey - DE

4/30..... Drafted in the third round

7/22..... Placed on Active/PUP

8/31..... Passed physical

GOODWIN, C.J. - CB

3/19..... Re-signed

GREGORY, Randy - DE

9/13..... Placed on Reserve/COVID-19

9/23..... Activated

11/11..... Placed on Reserve/Injured

GUIDRY, Stephen - WR

6/11..... Waived/Injured

HAJRULLAHU, Lirim - K

8/19..... Signed

8/24..... Waived

9/14..... Signed to practice squad

9/21..... Released

11/10..... Signed to practice squad

11/13..... Elevated as a COVID-19 replacement

11/23..... Released

HALL, Kemon - CB

1/4..... Signed as Reserve/Future

5/5..... Waived

HAMILTON, Justin - DT

8/31..... Released

9/1..... Signed to practice squad

9/27..... Elevated as a COVID-19 replacement

10/2..... Standard Elevation

10/30..... Standard Elevation

11/6..... Signed to active roster

HAMILTON, Ladarius - LB

1/4..... Signed as Reserve/Future

5/5..... Waived

HARDY, JaQuan - RB

5/14..... Signed

8/31..... Waived

9/1..... Signed to practice squad

HENRY, Marcus - C

1/4..... Signed as Reserve/Future

3/19..... Waived

HIKUTINI, Cole - TE

1/4..... Signed as Reserve/Future

3/19..... Waived

HILL, Holton - DB

9/22..... Signed to practice squad

10/5..... Released

HILL, Trysten - DT

7/22..... Placed on Active/PUP

8/31..... Reserve/PUP

10/25..... Returned to Practice

11/13..... Activated

HINES, Anthony - LB

5/14..... Signed

8/17..... Waived/Injured

HOOKE, Malik - S

7/27..... Signed

8/24..... Placed on Reserve/COVID-19

8/27..... Activated

HYATT, Mitch - T

7/22..... Placed on Active/PUP

7/27..... Placed on Reserve/Injured

JARWIN, Blake - TE

11/6..... Placed on Reserve/Injured

11/26..... Placed on Reserve/COVID-19

JOHNSON, Isaiah - CB

10/5..... Signed to practice squad

10/19..... Released

JOHNSON, Jon'Vea - WR

1/4..... Signed as Reserve/Future

3/19..... Waived

JONES, Braylon - C

5/14..... Signed

8/31..... Waived

9/1..... Signed to practice squad

JONES, Chris - P

3/17..... Released

JOSEPH, Kelvin - CB

4/30..... Drafted in the second round

9/2..... Placed on Reserve/Injured

10/13..... Designated for Return

10/30..... Activated

KAZEE, Damontae - S

8/25..... Placed on Reserve/COVID-19

9/2..... Activated

KEARSE, Jayron - S

3/30..... Signed

KNIGHT, Brandon - T

9/5..... Placed on Reserve/COVID-19

9/13..... Activated

10/16..... Waived

KNOX, Brenden - RB

5/14..... Signed

8/31..... Waived

LACY, Chris - WR

1/4..... Signed as Reserve/Future

3/19..... Waived

LAMB, CeeDee - WR

8/24..... Placed on Reserve/COVID-19

9/2..... Activated

LAWRENCE, DeMarcus - DE

7/22..... Placed on Active/PUP

8/3..... Passed physical

9/16..... Placed on Reserve/Injured

11/24..... Designated for return

LEWIS, Jourdan - CB

3/18..... Re-signed

MARTIN, Zack - G

9/5..... Placed on Reserve/COVID-19

9/13..... Activated

LYNN, Artayvious - TE

5/14..... Signed

8/31..... Waived

McKEON, Sean - TE

9/2..... Placed on Reserve/Injured

10/13..... Designated for Return

11/3..... Activated

McQUAIDE, Jake - LS

3/22..... Signed

8/31..... Released

9/2..... Signed

MITCHELL, Osirus - WR

5/14..... Signed

8/31..... Waived

9/1..... Signed to practice squad

9/17..... Placed on Practice Squad/Injured

11/16..... Restored to practice squad

MUKUAMU, Israel - S

5/1..... Drafted

8/24..... Placed on Reserve/COVID-19

8/25..... Activated

NEAL, Keanu - S

4/14..... Signed

9/22..... Placed on Reserve/COVID-19

10/6..... Activated

NISWANDER, Hunter - P

8/19..... Waived/Injured

NOLAN, Mike - Defensive Coordinator

1/8..... Fired

NSEKHE, Ty - T

3/22..... Signed

ODIGHIZUWA, Osa - DT

4/30..... Drafted in the third round

OLAWALE, Jamize - FB

3/10..... Released

2021 TRANSACTIONS BY PLAYER, cont.

PALMORE, Walter - DT

1/4..... Signed as Reserve/Future
5/5..... Waived

PARKER, Aaron - WR

1/4..... Signed as Reserve/Future
8/31..... Waived

PARKER, Steven - S

8/31..... Waived

PARSONS, Micah - LB

4/29..... Drafted in the first round

PRESCOTT, Dak - QB

3/10..... Re-Signed

QUINN, Dan

1/12..... Named defensive coordinator

RALSTON, Nick - FB

5/14..... Signed

8/31..... Waived

9/1..... Signed to practice squad

9/27..... Standard elevation

10/9..... Standard elevation

10/16..... Signed to the active roster

10/19..... Waived

10/21..... Signed to practice squad

RATLEY, Damion - WR

9/21..... Signed to practice squad

11/16..... Released

REDMOND, Adam - C

1/4..... Signed as Reserve/Future

5/5..... Released

ROBINSON, Rashard - CB

7/17..... Released

RUSH, Cooper - QB

1/4..... Signed as Reserve/Future

SMITH, Brandon - WR

5/14..... Signed

8/31..... Waived

9/1..... Signed to practice squad

SMITH, Cedric

2/11..... Named asst. strength and condition.

SMITH, Eric - T

1/4..... Signed as Reserve/Future

8/31..... Released

SMITH, Jaylon - LB

10/6..... Released

SMITH, Saivion - CB

1/4..... Signed as Reserve/Future

5/5..... Waived

SPRINKLE, Jeremy - TE

4/7..... Signed

8/31..... Released

9/9..... Standard elevation

9/18..... Elevated as a COVID-19 replacement

9/27..... Elevated as a COVID-19 replacement

10/9..... Standard elevation

10/16..... Signed to the active roster

SPEAKS, Breeland - DE

9/1..... Signed to practice squad

STEELE, Terence - T

11/28..... Placed on Reserve/COVID-19

SWEET, William - T

1/4..... Signed as Reserve/Future

5/18..... Waived

THOMPSON, Darian - S

8/31..... Released

9/1..... Signed to practice squad

9/9..... Standard elevation

9/13..... Placed on Practice Squad/Injured

11/29..... Restored to practice squad

TOMSULA, Jim - DL Coach

1/8..... Fired

TURNER, Malik - WR

3/19..... Re-signed

9/2..... Placed on Reserve/Injured

9/30..... Designated for Return

URBAN, Brent - DT

3/22..... Signed

10/26..... Placed on Reserve/Injured

VASHER, T.J. - WR

5/14..... Signed

7/22..... Placed on Active/NFI

8/31..... Reserve/NFI

11/22..... Placed on Reserve/COVID-19

WATKINS, Carlos - DE

3/22..... Signed

8/24..... Placed on Reserve/COVID-19

9/2..... Activated

WHITT Jr., Joe

1/21..... Named secondary/def. pass coord.

WILLIAMS, Connor - G

8/25..... Placed on Reserve/COVID-19

9/5..... Activated

WILSON, Donovan - S

11/24..... Placed on Reserve/Injured

WOODS, Antwaun - DT

5/5..... Released

WRIGHT, Nahshon - CB

4/30..... Drafted in the third round

ZUERLEIN, Greg - K

7/22..... Placed on Active/PUP

8/25..... Passed physical

11/8..... Placed on Reserve/COVID-19

11/18..... Activated



NON-MEDIA GUIDE BIOS



2021 NON-MEDIA GUIDE BIOS

COREY CLEMENT (CLEM-ent)

32 • Running Back

5-10 • 220 • 11/2/94
 Wisconsin • FA-21
 NFL: 5th Year • Cowboys: 1st year
 Games/Starts: 2020-15/0-Phi; Career-46/0
 Postseason: 2020-0/0; Career-3/0



PRO: The Dallas Cowboys signed fifth-year running back Corey Clement prior to Week 1 to fill an important special teams void and provide depth to the running back room after Rico Dowdle (hip) landed on Reserve/Injured. Clement, who spent his first four seasons in Philadelphia, arrives in Dallas after spending 2021 training camp with the N.Y. Giants. Clement played in 46 regular season games for the Eagles, contributing mostly on special teams. His 742 special teams snaps were near the top of the team, and he has experience returning punts and kicks in Philadelphia. Clement was an undrafted free agent in 2017 and had an outstanding performance in Philadelphia's Super Bowl LII win against New England, catching four passes for 100 yards and a touchdown. Going into 2021, Clement will serve as a much-needed role player in the Cowboys backfield.

TRANSACTION SUMMARY:

- 9/2/21:** Signed with Dallas as a free agent.
- 5/16/21:** Signed with the N.Y. Giants as a free agent and waived (8/31).
- 4/29/20:** Signed a one-year contract with Philadelphia.
- 10/11/19:** Placed on Reserve/Injured with a shoulder injury.
- 12/11/18:** Placed on Reserve/Injured with a knee injury.
- 5/11/17:** Signed with Philadelphia as a rookie free agent.

2020 (Philadelphia):

- Played in 15 games for the Eagles, mainly on special teams, earning 21 carries for 75 yards and five receptions for 25 yards on offense.
- Scored his only rushing touchdown of the season on a five-yard scamper at the N.Y. Giants (11/15).
- Finished with season-highs of five carries and 24 yards against Dallas (11/1).

2019 (Philadelphia):

- Played the season's first four games before a shoulder injury on Oct. 11 landed him on the Reserve/Injured list for the rest of the season.
- Did not tally a carry nor reception in his four appearances.

2018 (Philadelphia):

- In 11 games, finished with career-best totals of 22 receptions for 192 yards and ran for 259 yards and two touchdowns on 68 carries.
- Started to showcase his special teams ability in the NFL, leading the Eagles in total kickoff return yards (333) and return average (25.6 yards).
- Caught a career-high five passes for 55 yards and scored a 15-yard rushing touchdown at Tampa Bay (9/16).
- Posted career-high totals of 16 carries for 56 yards against Indianapolis (9/23).
- Suffered a knee injury at Dallas (12/9) and was placed on Reserve/Injured for the remainder of the season.

2017 (Philadelphia):

- As a rookie, played in 16 regular season games, and three postseason contests, in his most productive NFL season.
- Finished the season with 74 carries, 321 yards and four touchdowns to go along with 10 receptions and two receiving touchdowns.
- Showcased a career performance during the Eagles Super Bowl LII win over New England. He posted a career-high 100 receiving yards, including a 22-yard touchdown catch, to become the fourth rookie in NFL history with 100-plus receiving yards in the Super Bowl.
- Fielded the snap on one of the most memorable trick plays in Super Bowl history, the "Philly Special," when Nick Foles caught a touchdown pass from wide receiver Trey Burton in the fourth quarter of Super Bowl LII.
- His six touchdowns in the regular season tied for the fourth-most by an Eagles rookie running back.
- Tallied a career-best three touchdowns – two rushing, one receiving – in the 51-23 win against Denver (11/5).

COLLEGE:

- A four-year letterwinner who was a member of the all-time winningest senior class in Wisconsin history (team went 41-13 from 2013-16).
- In 43 career appearances, with 15 starts, ran for 3,092 yards and 36 touchdowns on 575 carries, while adding 29 catches for 279 yards and two touchdowns.
- As a senior, earned first-team All-Big Ten honors after posting career-highs in carries (314), rushing yards (1,375) and touchdowns (15) in 13 games. Finished his senior season with eight 100-yard rushing games.
- Played in just four games as a junior after suffering a mid-season injury. Logged 48 carries for 221 yards and five touchdowns in 2015, including a season-best 115 rushing yards and three touchdowns on 11 carries against Rutgers.
- In 2014 as a sophomore, carried the ball 147 times for 949 yards (6.5 avg) and nine touchdowns. Combined with Melvin Gordon to set the single-season FBS record for rushing yards by teammates (3,536).
- Played in 12 games as a freshman, rushing for 547 yards on 67 carries (8.2 avg) with seven touchdowns.

PERSONAL:

- Rated a four-star recruit out of Glassboro, N.J., High School, where he finished his career with 6,245 rushing yards, 34 rushing scores and 90 total touchdowns.
- As a two-way player his senior year, earned first-team all-state honors after rushing for 2,323 yards and 33 touchdowns while also collecting 47 tackles and 8.0 sacks.
- Set the New Jersey state single-game record with 479 rushing yards against Gloucester City.
- Graduated in 2017 with his bachelor's degree in life sciences communication from Wisconsin.

CLEMENT'S NFL TOTALS

Year Team	GP-GS	RUSHING					RECEIVING				
		No	Yds	Avg	Long	TD	No	Yds	Avg	Long	TD
2017 Philadelphia	16-0	74	321	4.3	28	4	10	123	12.3	28	2
2018 Philadelphia	11-0	68	259	3.8	32	2	22	192	8.7	23	0
2019 Philadelphia	4-0	0	0	0.0	0	0	0	0	0.0	0	0
2020 Philadelphia	15-0	21	75	3.6	7	1	5	25	5.0	12	0
Totals	46-0	163	655	4.0	32	7	37	340	9.2	28	2
Playoffs											
2017 Philadelphia	3-0	6	33	5.5	14	0	10	139	13.9	55	1
Year Team		KICKOFF RETURNS					PUNT RETURNS				
		No	Yds	Avg	Long	TD	No	Yds	Avg	FC	Long
2017 Philadelphia		2	49	24.5	35	0	0	0	0.0	0	0
2018 Philadelphia		13	333	25.6	48	0	6	17	2.8	2	10
2019 Philadelphia		3	73	24.3	26	0	1	0	0.0	0	0
2020 Philadelphia		1	22	22.0	22	0	2	0	0.0	0	0
Totals		19	477	25.1	48	0	0	17	2.4	2	10

ADDITIONAL STATISTICS

Special Teams Tackles – 2017 (4-2-6) 2018 (2-1-3), 2019 (1-0-1), 2020 (4-1-5). **Totals: (11-4-15).**

SINGLE-GAME HIGHS

Carries – 16 vs. Indianapolis, 9/23/18
Rushing Yards – 56 vs. Indianapolis, 9/23/18
Long Run – 32 vs. N.Y. Giants, 11/25/18
Receptions – 5 at Tampa Bay, 9/16/18
Receiving Yards – 55 at Tampa Bay, 9/16/18
Kickoff Returns – 4 at New Orleans, 11/18/18
Kickoff Return Yards – 114 at New Orleans, 11/18/18
Long Kickoff Return – 48 at New Orleans, 11/18/18

WILL GRIER**3 • Quarterback**

6-1 • 220 • 4/3/95
 West Virginia • W(Car)-21
 NFL: 3rd year • Cowboys: 1st year
 Games/Starts: 2020-0/0; Career-2/2
 Postseason: 2020-0/0; Career-0/0



PRO: The Dallas Cowboys added more competition for the backup quarterback spot when they claimed Will Grier off waivers following training camp. Grier, a former Heisman Trophy Finalist at West Virginia, comes to Dallas after spending his first two NFL seasons with the Carolina Panthers. Grier started two games in his rookie season before not seeing any action in 2020. As a former college standout who spent the 2015 season at Florida with current Cowboys Quarterbacks Coach Doug Nussmeier, Grier looks to compete for the lead backup to Prescott.

TRANSACTION SUMMARY:

9/1/21: Claimed off waivers by Dallas.

8/31/21: Waived by Carolina.

5/9/19: Drafted in the third round (100th overall) by Carolina.

2020 (Carolina):

- Did not appear in any games and was inactive for nine of the final eleven contests.

2019 (Carolina):

- Played and started in the final two games, completing 28-of-52 passes for 228 yards and four interceptions.
- Made his NFL debut at Indianapolis, completing 27-of-44 passes for 224 yards and three interceptions.

COLLEGE:

- Three-year starter at West Virginia where he was a Heisman Trophy Finalist and fourth-team All-American in 2018.
- As a senior, led the NCAA in passing yards-per-game (305.6) and ranked fifth in the nation in career pass efficiency (165.1). He also ranked second in the country in touchdown passes (37) and third in passing yards (3,864), along with a career-best 67.0% completion rate.
- Named Maxwell Award Finalist, Johnny Unitas Golden Arm Award Top 5 Finalist and Manning Award Finalist for his efforts in 2018.
- In 2017 started the first eleven games before a hand injury ended his season. Despite the injury, finished with All-Big 12 second-team honors after throwing for 3,490 yards and 34 touchdowns.
- Sat out the 2016 season due to NCAA transfer requirements.
- Played in six games as a true freshman at Florida under the watch of then Gators Offensive Coordinator Doug Nussmeier. In his six appearances during 2015, completed 65.9% of his passes for 1,204 yards, 10 touchdowns and just three interceptions.

Will Grier, cont.

PERSONAL:

- Played quarterback under his father, Chad Grier, at Davidson Day School in Davidson, N.C., Day School.
- Threw for 4,989 yards as a senior and led the nation with 77 touchdowns, along with 1,251 rushing yards and 13 scores on the ground.
- Named the 2013 Parade National Player of the Year, Maxwell Player of the Year and Tom Lemming Offensive Player of the Year.
- Named Mr. Football USA as the nation's top high school player and was a first-team All-American, according to both MaxPreps and 247 Sports.
- Named the Gatorade North Carolina Player of the Year as a junior and senior.
- Earned an invite to the 2014 U.S. Army All-American Bowl, where his 51-yard pass resulted in the longest play of the game.
- Graduated with his bachelor's degree in multidisciplinary studies from West Virginia.

GRIER'S NFL TOTALS

Year Team	GP-GS	PASSING										
		Att	Cmp	Pct	Yds	Yds/Att	TD	TD%	Int	Int%	Long	Sacks
2019 Carolina.....	2-2	52	28	53.8	228	4.4	0	0.0	4	7.7	28	6/44
2020 Carolina.....	0-0	0	0	0	0	0	0	0.0	0	0.0	0	0/0
Totals	2-2	52	28	53.8	228	4.4	0	0.0	4	7.7	28	6/44
Year Team		RUSHING										
		No	Yds	Avg	Long	TD						
2019 Carolina.....		7	22	3.1	11	0						
2020 Carolina.....		0	0	0.0	0	0						
Totals		7	22	3.1	11	0						

MALIK HOOKER

28 • Safety

6-1 • 214 • 4/2/96
Ohio State • FA-21
NFL: 5th year • Cowboys: 1st year
Games/Starts: 2020-2/2-Ind; Career-36/35
Postseason: 2020-0/0; Career-1/1



PRO: The Dallas Cowboys improved their secondary when they signed Malik Hooker the first week of training camp. Hooker, the former 15th overall pick from the 2017 NFL Draft, arrives in Dallas after spending the first four years of his career with the Indianapolis Colts. The fifth-year safety has displayed his ability to perform at a high level and could be the player Dallas has coveted from the safety position. His four seasons have not come without struggle, as he missed 14 games in 2020 with a torn Achilles and more than half of his rookie season with a torn ACL and MCL. Despite being sidelined two times, Hooker has 35 starts in 36 games played and has picked off seven passes, recovered a pair of fumbles, made 123 tackles and broke up 11 passes.

TRANSACTION SUMMARY:

7/27/21: Signed a one-year contract with Dallas through 2021.

9/22/20: Placed on Reserve/Injured with an Achilles injury.

10/24/17: Placed on Reserve/Injured with a knee injury.

4/27/17: Drafted in the first round (15th overall) by Indianapolis.

2020 (Indianapolis):

- Was limited to starts in just two games played before tearing his Achilles in the game against Minnesota (9/20) and missing the remainder of the season.
- Opened the year at Jacksonville with five tackles, then added two against the Vikings before the injury.

2019 (Indianapolis):

- Started 13-of-13 games played, missing three with a knee injury and finished the year with 51 tackles, one for a loss, two interceptions, three breakups and a fumble recovery.
- Had five tackles and an interception in the opener at the LA Chargers (9/8).
- Missed three games (Games 4-6) with a knee injury, but returned to log consecutive five-tackle games against Denver (10/27) and at Pittsburgh (11/3), adding his first career tackle for loss in the Steelers game.
- Recovered a fumble against Tennessee (12/1) and had a season-best 10 stops along with his second interception of the season at Tampa Bay (12/8).

2018 (Indianapolis):

- After rehabbing a knee injury suffered as a rookie, returned to start all 14 games he played, missing two with a hip injury.
- Tallied 44 tackles, two interceptions, four breakups and a fumble recovery on the year.
- Notched a career-best 12 tackles at New England (10/4), then picked off his first pass of the season the next game at the N.Y. Jets (10/14).
- After missing the game at Oakland (10/28) with a hip injury, recovered his first career fumble in the game against Jacksonville (11/11) before missing the Tennessee (11/18) game with the hip.
- Added his second interception of the year against the N.Y. Giants (12/23).

2017 (Indianapolis):

- After being selected 15th overall in the NFL Draft, started six of the seven games he played before landing on Reserve/Injured with a knee injury.
- Posted 21 tackles, four breakups and three interceptions.
- Made his NFL debut at the LA Rams (9/10) and had three tackles with one stop on special teams.
- Picked off a pass in three consecutive games - against Arizona (9/17), Cleveland (9/24) and at Seattle (10/1).
- Logged a season-high five tackles against San Francisco (10/8), then played in the next two games, suffering a knee injury against Jacksonville (10/22).

Malik Hooker, cont.

COLLEGE:

- Started 13 of the 26 games he played as a safety at Ohio State, helping lead the Buckeyes to a 2015 Fiesta Bowl win and an appearance in the 2016 College Football Playoff.
- Ended his collegiate career with 84 tackles, 5.5 for loss, a half sack, seven interceptions - three returned for touchdowns - and 11 breakups.
- Led the nation with three interceptions returned for touchdowns as a sophomore in 2016, ranked second with 181 interception return yards and third with seven interceptions. Named first-team All-America and was a Thorpe Award semifinalist, starting all 13 games, adding 74 tackles, 5.5 for loss and half a sack.
- Played in all 13 games, including the Fiesta Bowl in 2015 as a redshirt freshman.
- Redshirted as a true freshman in 2014.

PERSONAL:

- Played two seasons of football as a wide receiver and cornerback at New Castle, Pa., High School, helping his squad to the state playoffs as a senior in 2013.
- Was a Division I basketball recruit after winning consecutive league championships as a sophomore and junior.

HOOKEER'S NFL TOTALS

		DEFENSE								INTERCEPTIONS					FUMBLES REC				
Year Team	GP-GS	ST	AT	TT	Sks-Yds	Tkl/Ls	QB Prs	PBU	FF	No	Yds	Avg	Lg	TD	No	Yds	Avg	Lg	TD
2017 Indianapolis	7-6	15	6-	21	0.0(0)	0(0)	0	4	0	3	73	24.3	32	0	0	0	0.0	0	0
2018 Indianapolis	14-14	30	14-	44	0.0(0)	0(0)	0	4	0	2	34	17.0	27	0	1	0	0.0	0	0
2019 Indianapolis	13-13	30	21-	51	0.0(0)	1(-3)	0	3	0	2	39	19.5	26	0	1	3	3.0	3	0
2020 Indianapolis	2-2	5	2-	7	0.0(0)	0(0)	0	0	0	0	0	0.0	0	0	0	0	0.0	0	0
Totals	36-35	80	43-	123	0.0(0)	1(-3)	0	11	0	7	146	20.9	32	0	2	3	1.5	3	0
Playoffs																			
2018 Indianapolis	1-1	1	1-	2	0.0(0)	0(0)	0	0	0	0	0	0.0	0	0	0	0	0.0	0	0

ADDITIONAL STATISTICS
Special Teams Tackles – 2017 (1-0-1).

SINGLE-GAME HIGHS
Total Tackles – 12 at New England, 10/4/18

HOOKEER'S CAREER GAME-BY-GAME DEFENSE

2017 (Indianapolis)

Game	ST	AT	TT	Tkl/Ls	PBU	INTs			
						No/Yds	Lg	TD	
L-@ LAR 9/10	2	1-	3						
L-Ari 9/17	1	1-	2		1	1/32	32	0	
W-Cle 9/24	2	1-	3		1	1/12	12	0	
L-@ Sea 10/1	1	2-	3		1	1/29	29	0	
W-SF 10/8	4	1-	5						
L-@ Ten 10/16	3	0-	3		1				
L-Jac 10/22	2	0-	2						
L-@ Cin 10/29				RESERVE/INJURED-Knee					
W-@ Hou 11/5				RESERVE/INJURED-Knee					
L-Pit 11/12				RESERVE/INJURED-Knee					
L-Ten 11/26				RESERVE/INJURED-Knee					
L-@ Jac 12/3				RESERVE/INJURED-Knee					
L-@ Buf 12/10				RESERVE/INJURED-Knee					
L-Den 12/14				RESERVE/INJURED-Knee					
L-@ Bal 12/23				RESERVE/INJURED-Knee					
W-Hou 12/31				RESERVE/INJURED-Knee					
Totals	15	6-	21		4	3/73	32	0	

2018 (Indianapolis)

Game	ST	AT	TT	Tkl/Ls	PBU	INTs			
						No/Yds	Lg	TD	
L-Cin 9/9	4	0-	4						
W-@ Was 9/16	1	0-	1						
L-@ Phi 9/23	6	0-	6		1				
L-Hou 9/30	2	0-	2						
L-@ NE 10/4	4	8-	12						
L-@ NYJ 10/14	1	0-	1		1	1/27	27	0	
W-Buf 10/21	0	1-	1						
W-@ Oak 10/28				INACTIVE/INJURED-Hip					
W-Jac 11/11	4	0-	4						
W-Ten 11/18				INACTIVE/INJURED-Hip					
W-Mia 11/25	1	1-	2						
L-@ Jac 12/2									
W-@ Hou 12/9	1	0-	1						
W-Dal 12/16	0	1-	1						
W-NYG 12/23	4	2-	6		1	1/7	7	0	
W-@ Ten 12/30	2	1-	3		1				
Totals	30	14-	44		4	2/34	27	0	

Playoffs

W- @ Hou 1/5/19	1	1-	2						
L- @ KC 1/12/19				INACTIVE/INJURED-Hip					
Totals	1	1-	2						

2019 (Indianapolis)

Game	ST	AT	TT	Tkl/Ls	PBU	INTs			
						No/Yds	Lg	TD	
L-@ LAC 9/8	4	1-	5		1	1/26	26	0	
W-@ Ten 9/15	3	0-	3						
W-Atl 9/22	1	1-	2						
L-Oak 9/29				INACTIVE/INJURED-Knee					
W-@ KC 10/6				INACTIVE/INJURED-Knee					
W-Hou 10/20				INACTIVE/INJURED-Knee					
W-Den 10/27	3	2-	5						
L-@ Pit 11/3	3	2-	5	1(-3)					
L-Mia 11/10	1	2-	3						
W-Jac 11/17	0	3-	3		1				
L-@ Hou 11/21	2	5-	7						
L-Ten 12/1	1	3-	4						
L-@ TB 12/8	9	1-	10		1	1/13	13	0	
L-@ NO 12/16	1	1-	2						
W-Car 12/22	2	0-	2						
L-@ Jac 12/29									
Totals	30	21-	51	1(-3)	3	2/39	13	0	

2020 (Indianapolis)

Game	ST	AT	TT	Tkl/Ls	PBU	INTs			
						No/Yds	Lg	TD	
L-@ Jac 9/13	3	2-	5						
W-Min 9/20	2	0-	2						
W-NYJ 9/27				RESERVE/INJURED-Achilles					
W-@ Chi 10/4				RESERVE/INJURED-Achilles					
L-@ Cle 10/11				RESERVE/INJURED-Achilles					
W-Cin 10/18				RESERVE/INJURED-Achilles					
W-@ Det 11/1				RESERVE/INJURED-Achilles					
L-Bal 11/8				RESERVE/INJURED-Achilles					
W-@ Ten 11/12				RESERVE/INJURED-Achilles					
W-GB 11/22				RESERVE/INJURED-Achilles					
L-Ten 11/29				RESERVE/INJURED-Achilles					
W-@ Hou 12/6				RESERVE/INJURED-Achilles					
W-@ LV 12/13				RESERVE/INJURED-Achilles					
W-Hou 12/20				RESERVE/INJURED-Achilles					
L-@ Pit 12/27				RESERVE/INJURED-Achilles					
W-Jac 1/3/21				RESERVE/INJURED-Achilles					
Totals	5	2-	7						

Playoffs

L-@ Buf 1/9/21				RESERVE/INJURED-Achilles					
----------------	--	--	--	--------------------------	--	--	--	--	--