



THANKSGIVING DAY

REGULAR SEASON GAME #11 - THURSDAY, NOVEMBER 25, 2021

DALLAS COWBOYS VS. LAS VEGAS RAIDERS

AT&T STADIUM - ARLINGTON, TEXAS - 3:30 P.M. (CST)

DELIVERED BY UPS:



QUICK FACTS:

DALLAS COWBOYS (7-3)
vs.
LAS VEGAS RAIDERS (5-5)



Regular Season Series Record:

Series is tied 6-6

Last Meeting:

Dallas 20, @ Oakland 17, Dec. 17, 2017

Last Meeting in Dallas:

Dallas 31, Oakland 24, Nov. 28, 2013

Last Cowboys Win:

Dallas 20, @ Oakland 17, Dec. 17, 2017

Series Streak:

Dallas has won the last three matchups.

CBS SPORTS/KTVT CBS11

Play-By-Play: Jim Nantz
Analyst: Tony Romo
Sideline Reporter: Tracy Wolfson

KMVK-FM 107.5 Mega

Play-By-Play: Victor Villalba
Analyst: Luis Perez
Sideline Reporter: Carlos Nava

KRLD-FM 105.3 THE FAN

Play-By-Play: Brad Sham
Analyst: Babe Laufenberg
Sideline Reporter: Kristi Scales

COMPASS MEDIA (National)

Play-By-Play: Kevin Ray
Analyst: Danny White

★ COWBOYS PR ON TWITTER ★

The official Twitter account of the Dallas Cowboys Public Relations team (@DallasCowboysPR) will provide pertinent stats, information, transactions, game updates and more throughout the week and on gameday. Follow us for the most up-to-date info related to the Cowboys organization.

★ BY THE NUMBERS ★

19.4

Micah Parsons is generating a quarterback pressure on 19.4% of his 181 pass rush snaps in 2021 - the second-highest pressure rate in the league (min. 75 pass rush snaps).

32.2

The Cowboys have held opponents to 39-of-121 on third downs in 2021, which at 32.2% ranks second in the league.

54

Thursday marks the 54th Thanksgiving Day game for the Cowboys, who hold a 31-21-1 record in the holiday classic game. Dallas has played the Raiders twice previously on Thanksgiving, winning both matchups.

★ TABLE OF CONTENTS ★

Radio and TV broadcast info	1
Dallas Cowboys media schedule	1
Dallas Cowboys OMG info	1
Cowboys PR contact info	1
Dallas Cowboys 2021 schedule	2
DallasCowboys.com	2
Cowboys Round Up Week 12	3
What to watch for	4
Mike McCarthy Facts and Figures	5
2021 Coaching Staff	5
Mike McCarthy coaching record	6
Head coach bios	6
2021 NFL Draft	7
2021 free agency	7
Team Captains	7
Thanksgiving Day Highlights/Results	8
Player highlights	9
Series history	9
AT&T Stadium stats and figures	10
A Championship Tradition	11
Pro Bowl Numbers	11
Individual Notes	12-37
Dak Prescott	12-19
Ezekiel Elliott	20-25
Tony Pollard	25
Amari Cooper	26-27
CeeDee Lamb/Wide Receivers	28-29
Offensive Notes	30-31
Trevon Diggs	32-33
Micah Parsons	34
Defensive Notes	35
Greg Zuerlein	36
Special Teams Notes	36
2021 Regular Season Stats	37
2021 Defensive Stats	38
2021 Player Participation/Starters	39-41
Unofficial Depth Chart	42
Pronunciation Guide	42
Coaching Staff	42
Alphabetical Roster	43
Numerical Roster	44
Positional Roster	45
How The Cowboys Were Built	46
Contract Status	46
Contract Analysis	47
When The Cowboys Were Built	48
Transactions by Date	49-50
Transactions by Player	51-52
Non Media Guide Bios	53-57

★ DALLAS COWBOYS 2021 SCHEDULE ★

The Cowboys schedule currently features five games that will be broadcast nationally in primetime, including two from AT&T Stadium. In addition to the two primetime games at AT&T Stadium - one on ESPN and one on NBC - and the club's annual Thanksgiving Day national appearance (this year on CBS), the Cowboys will make three national appearances in primetime on the road, one on NBC Thursday night, one on NBC's Sunday Night Football, and once on Thursday night on Fox/NFL Network/Amazon.

The Cowboys play five games against teams that qualified for the 2020 playoffs - Kansas City, New Orleans, Tampa Bay and Washington (twice). Additionally, for the 19th time in the organization's history, second consecutive, the Cowboys will open and close the season on the road. This will be fifth time in the last 11 years Dallas opens and closes the year away (2011, 2012, 2018, 2020).

This season marks the seventh time - second time in the last three seasons - that the Cowboys will face both Super Bowl participants from the previous season:

Years	Teams	Years	Teams
2021	KC and TB*	1995	SD and SF*
2019	LAR and NE*	1973	MIA* and WAS
2015	NE* and SEA	1970	KC* and MIN
2010	IND and NO*		

* indicates Super Bowl champion

The NFL also introduced its expanded regular season in 2021 with a 17th game. This season pairs Dallas with its same place finisher from the AFC East (New England).

DATE	REGULAR SEASON (TV)	KICKOFF
Thurs., Sept. 9	@ Tampa Bay (NBC)	L, 29-31
Sun., Sept. 19	@ LA Chargers (CBS)	W, 20-17
Mon., Sept. 27	PHILADELPHIA (ESPN)	W, 41-21
Sun., Oct. 3	CAROLINA (FOX)	W, 36-28
Sun., Oct. 10	N.Y. GIANTS (FOX)	W, 44-20
Sun., Oct. 17	@ New England (CBS)	W, 35-29
Sun., Oct. 24	BYE	
Sun., Oct. 31	@ Minnesota (NBC)*	W, 20-16
Sun., Nov. 7	DENVER (FOX)	L, 16-30
Sun., Nov. 14	ATLANTA (FOX)	W, 43-3
Sun., Nov. 21	@ Kansas City (FOX)	L, 9-19
Thurs., Nov. 25	LAS VEGAS (CBS)	3:30 p.m.
Thurs., Dec. 2	@ New Orleans (FOX/NFLN/Amazon)**	7:20 p.m.
Sun., Dec. 12	@ Washington (FOX)	Noon
Sun., Dec. 19	@ N.Y. Giants (FOX)	Noon
Sun., Dec. 26	WASHINGTON (NBC)*	7:20 p.m.
Sun., Jan. 2	ARIZONA (FOX)	Noon
Sun., Jan. 9	@ Philadelphia (FOX)	Noon

Home Games in BOLD

Game times and television broadcasts are subject to change

* Sunday night games in Weeks 5-17 subject to change, Week 18 game TBD

** NFL Network and Amazon simulcast subject to change

★ DALLASCOWBOYS.COM ★



The Dallas Cowboys official website is your one-stop shop for all breaking news, analysis and opinion, along with unique X's and O's breakdown featured in written content, videos and radio podcasts. DallasCowboys.com offers the best collection of timely articles, press conferences and videos, combined with the best spot to purchase tickets and order merchandise from the Cowboys Pro Shop. From the latest news to the latest apparel, there is no better place to visit than DallasCowboys.com.

To view the latest press conferences featuring coaches, player interviews from daily locker room sessions, radio interviews with Cowboys front office executives and Dallas Cowboys game highlights, visit <https://www.dallascowboys.com/all-media/>



@dallascowboys



/dallascowboys



@dallascowboys



@dallascowboys



Round Up

A look at this week's top storylines



vs.



Dallas Cowboys (7-3) vs. Las Vegas Raiders (5-5) • November 25, 2021 3:30 p.m. CST

Player Spotlight

11 MICAH PARSONS 8.0

- ★ Micah Parsons has 8.0 sacks through 10 games in his first NFL season, tying DeMarcus Ware (8.0 in 2005) for the most sacks by a Cowboys rookie in his inaugural season (since 1982 when sacks became official):

Most Sacks by a Cowboys Rookie

Player	Season	Sacks
DeMarcus Ware	2005	8.0
Micah Parsons	2021	8.0
Jimmie Jones	1990	7.5
Maliek Collins	2016	5.0
Russell Maryland	1991	4.5

- ★ Parsons has exploded in the month of November and is now up to 5.5 sacks in three November games - tied for the fourth-highest figure in a single month in team history (since 1982):

Most Sacks in a Single Month by Cowboys Defenders

Player	Sacks	Month/Year
DeMarcus Ware	7.0	Oct. 2011
DeMarcus Lawrence	6.5	Sept. 2017
Ed "Too Tall" Jones	6.0	Nov. 1987
Tony Tolbert	6.0	Sept. 1996
Greg Ellis	6.0	Nov. 2007
DeMarcus Ware	6.0	Nov. 2008
Micah Parsons	5.5	Nov. 2021
Several Players tied	5.5	--

- ★ Parsons' pressure rate of 19.3% ranks second among all defenders with at least 75 pass rush snaps in 2021, per PFF.

SCOUTING REPORT

19 The Las Vegas Raiders have score 19 touchdowns in 35 red zone opportunities in 2021, a red zone touchdown efficiency of 51.4% that ranks 28th league-wide. On the flip side of the ball, the Las Vegas defense has allowed opponents to score a touchdown on 76.9% of red zone opportunities - the second-highest rate in the NFL.

24.4 The Raiders are attempting to attack opposing defenses vertically in 2021, running a "Go Route" on 24.4% of their total routes run, according to TruMedia. That percentage ranks as the fourth-highest in the league, behind New Orleans (27.9%), Buffalo (25.4%) and Green Bay (24.9%).

★ WHAT TO WATCH FOR IN WEEK 12 ★

4

DAK PRESCOTT

- * Throughout his career, Dak Prescott has shown up on Thanksgiving Day. In four starts on Turkey Day, Prescott's 69.5% completion percentage is the highest among Cowboys quarterbacks on Thanksgiving Day, and his 95.7 passer rating ranks second in team history behind Don Meredith (102.5).
- * Prescott has nine career 400-yard passing games through his first six seasons, and with a 400-yard performance on Thursday, he would move past Dan Marino for the most 400-yard games in the first six seasons of an NFL career.
- * Prescott needs 19 completions to move past Danny White (1,761) for the third-most completions in team history.

7

TREVON DIGGS

- * Trevon Diggs leads the NFL with eight interceptions and ranks second with 13 pass breakups. Diggs is the first Cowboy with eight interceptions in a single season since Everson Walls tallied nine in 1985. He is also gunning for the franchise record of 11 picks in a season, which was set by Walls in his rookie year of 1981.
- * Diggs has 11 career interceptions through his first 26 games. With another interception against Las Vegas, Diggs would be the 16th player in NFL history to total 12 picks in 27 career appearances and the first since Marcus Peters tallied 13 interceptions in his first 27 games.

11

MICAH PARSONS

- * Micah Parsons has burst on the scene with 8.0 sacks in his first 10 games, which ties DeMarcus Ware for the most sacks by a Cowboys rookie since sacks became an official stat in 1982. Parsons' 8.0 sacks are also the most among rookies in 2021 and are tied for 10th among all NFL defenders.
- * Parsons has two multi-sack games this season, which ties Jimmie Jones and Russell Maryland for the most multi-sack games by a Cowboys rookie. Parsons needs one more to tally the most multi-sack games by a Cowboys rookie.

21

EZEKIEL ELLIOTT

- * With one touchdown at Kansas City, Ezekiel Elliott (64) will tie Michael Irvin for sixth in Cowboys history in total touchdowns. Emmitt Smith holds the team record with 164 total scores.

30

ANTHONY BROWN

- * Sixth-year cornerback Anthony Brown is having a breakout season for the Cowboys, as his 53 tackles are just three short of a single-season career-high (56) that he set in 2017. Despite the Cowboys only being 10 games into the season, Brown's three interceptions and 11 pass breakups (tied fourth in NFL) are also career highs.

88

CEEDEE LAMB

- * CeeDee Lamb has four career 100-yard receiving games and needs one more 100-yard performance to tie Hall of Famer Drew Pearson (five) for the second-most 100-yard games by a Cowboy through a player's first two seasons. Bob Hayes tallied eight 100-yard games in his first two seasons.
- * Lamb is known for his explosive playmaking ability and dynamic ball skills. The second-year wideout is tied with Mike Evans and Tyler Lockett for seventh in the NFL with 13 catches of 20-plus yards.



DALLAS COWBOYS

- * Dallas has recorded multiple takeaways in eight of its 10 games this season. The last time the Cowboys forced at least two turnovers in eight of their first 10 games of a season was in 1984.
- * The Cowboys defense has been stellar on third down, as their 32.2% third down opponent conversion rate is the second-lowest in the NFL, only trailing Baltimore (30.5%). Dallas has also held its opponents under 10% on third down twice this season (at Minnesota, 10/31; vs. Atlanta, 11/14), which is just the fifth time in team history that the Cowboys held their opponents to less than 10% on third downs multiple times in a single season.
- * Dallas has accumulated 400 yards of offense in seven of its 10 games this season, which leads the NFL and already ranks fifth in team history for the most 400-yard games in a single season. The 2019 team holds the record with 12 400-yard games in a season.
- * Dallas and Las Vegas have played each other on Thanksgiving twice (2009 and 2013) - both Cowboys wins.

★ COWBOYS & MILLER LITE ★



Miller Lite and the Dallas Cowboys are teaming up to help The Salvation Army! From Thanksgiving through the final regular season game, Miller Lite is donating \$1,000 to The Salvation Army for every Dallas Cowboys touchdown. To kick off the season of giving and this campaign, Miller Lite will be donating \$10,000 to The Salvation Army on the field prior to the Thanksgiving game kickoff. For more information or to donate, visit dallascowboys.com/MillerLiteGiving.

MIKE MCCARTHY

Head Coach
2020-21



★ WINNING HEAD COACH ★

The Dallas Cowboys named Mike McCarthy the ninth head coach in franchise history on Jan. 5, 2020. Along with 13 years of head coaching experience and 13 additional years as an assistant coach in the NFL, McCarthy came to Dallas with a 125-77-2 regular season coaching record - all with the Green Bay Packers (2006-18).

After a 6-10 record in 2020 and a 7-3 start to 2021, he owns the sixth-most wins (26th all-time) and eighth-highest winning percentage among qualifying active NFL coaches. His teams have qualified for the postseason nine times, won six NFC North Division titles, made four NFC Championship Game appearances and took home a Super Bowl XLV championship.

Most Regular Season Wins by Active Head Coach

Coach	Years	Won	Loss	Tied	Pct
Bill Belichick.....	1991-2021	287	140	0	.672
Andy Reid.....	1999-2021	228	134	1	.629
Mike Tomlin.....	2007-2021	150	82	2	.645
Pete Carroll.....	1994-2021	148	101	1	.594
Sean Payton.....	2006-2021	148	86	0	.632
Mike McCarthy.....	2006-2021	138	90	2	.604
John Harbaugh.....	2008-2021	136	82	0	.624

★ 2021 COACHING STAFF ★

Mike McCarthy **Head Coach**
Rob Davis..... Asst. Head Coach

Kellen Moore..... Offensive Coordinator
Joe Philbin..... Offensive Line
Jeff Blasko..... Asst. Offensive Line
Adam Henry..... Wide Receivers
Lunda Wells..... Tight Ends
Skip Peete..... Running Backs
Doug Nussmeier..... Quarterbacks
Chase Haslett..... Quality Control - Offense

Dan Quinn..... Defensive Coordinator
Aden Durde..... Defensive Line
Leon Lett..... Asst. Defensive Line
Scott McCurley..... Linebackers
George Edwards..... Senior Defensive Assistant
Joe Whitt Jr..... Passing Game Coord./Secondary
Al Harris..... Defensive Backs
Cannon Matthews..... Quality Control - Defense

John Fassel..... Special Teams Coordinator
Matt Daniels..... Asst. Special Teams

Scott Tolzien..... Coaching Assistant

Harold Nash Jr..... Strength and Conditioning Coordinator
Kendall Smith..... Asst. Strength and Conditioning
Cedric Smith..... Asst. Strength and Conditioning

Ryan Feder..... Quality Control/Analytics
Justin Rudd..... Video/Analytics
Eric Simonelli..... Quality Control/Analytics
Kyle Valero..... Quality Control/Analytics

★ TEAM RANKINGS ★

In 2021 Mike McCarthy has helped guide the Cowboys team to key finishes in several areas:

1st	Net Yards-Per-Game (418.1)
3rd	Explosive Plays (10+ Yds - 156)
3rd	Completion Percentage (69.1%)
7th	Third Down Conversions (44.3%)
8th	TD Scoring Efficiency (28.2%)
19	Takeaways - tied for fourth in the NFL

★ MCCARTHY'S RECORD WHEN... ★

Below is a look at McCarthy's head coaching record under several different circumstances:

Regular season.....	138-90-2
Postseason.....	10-8
Overall.....	148-98-2

	Regular	Post
September.....	32-18-1	
October.....	37-18	
November.....	27-34-1	
December.....	38-19	
January.....	4-2	9-8
February.....		1-0
Playing at home.....	81-32-2	5-3
Playing on the road.....	56-58	5-5
Playing at AT&T Stadium.....	9-5	2-0
Playing in prime time.....	31-32	3-1
Thursday.....	10-7	
Saturday.....	1-1	3-2
Sunday.....	118-71-2	7-6
Monday.....	9-10	
Tuesday.....	0-1	
Playing against the NFC East.....	19-14	5-2
Playing against the NFC.....	103-61-2	9-8
Playing against the AFC.....	33-26	1-0
Playing on grass surface.....	100-53-2	7-6
Playing on artificial surface.....	38-38	3-2
Post Bye.....	11-4	
Post Bye Home.....	4-1	
Post Bye Road.....	7-3	
When scoring 30-plus points.....	80-8	6-2
When team scores first.....	95-34-2	4-2
When team leads at halftime.....	107-21-1	9-2

★ MCCARTHY'S HEAD COACHING RECORD AND COACHING EXPERIENCE ★

Regular Season							Postseason				McCarthy vs. NFL				
Year	Team	W	L	T	Pct.	Result	W	L	Pct.	Result	Team	W	L	T	PCT.
2006	Green Bay.....	8	8	0	.500	2nd NFC North					Arizona	3	3	0	0.500
2007	Green Bay.....	13	3	0	.813	1st NFC North	1	1	.500	NFC Championship Game	Atlanta	5	4	0	0.556
2008	Green Bay.....	6	10	0	.375	3rd NFC North					Baltimore	2	2	0	0.500
2009	Green Bay.....	11	5	0	.688	2nd NFC North	0	1	.000	Wild Card Game	Buffalo	2	2	0	0.500
2010	Green Bay.....	10	6	0	.625	2nd NFC North	4	0	1.000	Super Bowl XLV	Carolina	4	3	0	0.571
2011	Green Bay.....	15	1	0	.938	1st NFC North	0	1	.000	Divisional Game	Chicago	18	7	0	0.720
2012	Green Bay.....	11	5	0	.688	1st NFC North	1	1	.500	Divisional Game	Cincinnati	2	2	0	0.500
2013	Green Bay.....	8	7	1	.531	1st NFC North	0	1	.000	Wilde Card Game	Cleveland	3	1	0	.750
2014	Green Bay.....	12	4	0	.750	1st NFC North	1	1	.500	NFC Championship Game	Dallas	5	3	0	0.625
2015	Green Bay.....	10	6	0	.625	2nd NFC North	1	1	.500	Divisional Game	Denver	2	2	0	0.500
2016	Green Bay.....	10	6	0	.625	1st NFC North	2	1	.667	NFC Championship Game	Detroit	18	7	0	0.720
2017	Green Bay.....	7	9	0	.438	3rd NFC North					Houston	2	1	0	0.667
2018	Green Bay.....	4	7	1	.375						Indianapolis	1	2	0	0.333
2020	Dallas.....	6	10	0	.375	3rd NFC East					Jacksonville	2	1	0	0.667
2021	Dallas.....	7	3	0	.700						Kansas City	2	2	0	0.500
Totals		138	90	2	.604		10	8	.556		LA Chargers	4	0	0	1.000
											LA Rams	5	3	0	0.625
											Miami	3	1	0	0.750
											Minnesota	17	9	2	0.654
											New England	2	3	0	0.400
											New Orleans	2	4	0	0.333
											NY Giants	6	3	0	0.667
											NY Jets	2	1	0	0.667
											Oakland	3	0	0	1.000
											Philadelphia	6	3	0	0.667
											Pittsburgh	0	4	0	0.000
											San Francisco	6	2	0	0.750
											Seattle	5	5	0	0.500
											Tampa Bay	3	3	0	0.500
											Tennessee	1	2	0	0.333
											Washington	2	5	0	0.285
											Totals	138	90	2	0.604
						Year	Position, Team								
						1987-88.....	Graduate Assistant, Fort Hays State								
						1989-91.....	Graduate Assistant, Pittsburgh								
						1992.....	Wide Receivers, Pittsburgh								
						1993-94.....	Offensive Quality Control, Kansas City Chiefs								
						1995-98.....	Quarterbacks, Kansas City Chiefs								
						1999.....	Quarterbacks, Green Bay Packers								
						2000-04.....	Offensive Coordinator, New Orleans Saints								
						2005.....	Offensive Coordinator, San Francisco 49ers								
						2006-18.....	Head Coach, Green Bay Packers								
						2020-21.....	Head Coach, Dallas Cowboys								

Year	Position, Team
1987-88	Graduate Assistant, Fort Hays State
1989-91	Graduate Assistant, Pittsburgh
1992	Wide Receivers, Pittsburgh
1993-94	Offensive Quality Control, Kansas City Chiefs
1995-98	Quarterbacks, Kansas City Chiefs
1999	Quarterbacks, Green Bay Packers
2000-04	Offensive Coordinator, New Orleans Saints
2005	Offensive Coordinator, San Francisco 49ers
2006-18	Head Coach, Green Bay Packers
2020-21	Head Coach, Dallas Cowboys

★ HEAD COACHES ★

MIKE MCCARTHY (138-90-2, 15th Year, 13-13 with Dallas)

The Dallas Cowboys named Mike McCarthy the ninth head coach in franchise history on Jan. 8, 2020, handing the reigns of the team to an innovative offensive mind with a championship pedigree.

McCarthy has 14 years of head coaching experience – 13 with Green Bay and one with Dallas – along with 13 years as an assistant coach in the NFL, including six as an offensive coordinator.

As a head coach, McCarthy has racked up a 138-90-2 regular season coaching record, and he owns the sixth-most wins (26th all-time) among active NFL coaches. His teams have qualified for the postseason nine times, won six NFC North Division titles, made four NFC Championship Game appearances and took home a Super Bowl XLV championship held at AT&T Stadium in Arlington, Texas, following the 2010 NFL season.

In his first season with the Cowboys, McCarthy's plan to install a new culture in Dallas was halted by the COVID-19 pandemic. Due to COVID protocols, McCarthy's first offseason with the Cowboys included no in-person meetings or practices. When the 2020 season came around, McCarthy's challenges continued. He watched his franchise quarterback Dak Prescott suffer a devastating season-ending injury in Week 5, along with having to implement eight different starting offensive line combinations due to injuries up front. Despite the hurdles, the 2020 Dallas Cowboys were in position to win the NFC East entering Week 17 but came up just short.

During his time in Green Bay, McCarthy was known as a prolific offensive mind and the primary play-caller for the Packers. McCarthy's offense finished fourth in the NFL in total offense and third in points-per-game through his 14-year stint with the club.

McCarthy is only the fourth head coach in NFL history to lead a single franchise to eight or more consecutive playoff appearances, joining Tom Landry, Chuck Noll and Bill Belichick. Those eight appearances from 2009-16 were more than the rest of the NFC North Division combined over that span (Minnesota, three; Detroit, three; Chicago, one).

McCarthy's nine playoff appearances overall are the most by a Packers coach since the NFL postseason began in 1933, and he guided the Packers to a franchise-record fourth consecutive division title in 2014. With the victory over Dallas in the 2016 playoffs, McCarthy surpassed Vince Lombardi and Mike Holmgren for the most playoff victories in team history (10).

RICH BISACCIA (2-3, 1st Year)

Rich Bisaccia was named the Las Vegas Raiders interim head coach on Oct. 11, 2021, following the resignation of Jon Gruden. Bisaccia has been on the Raiders coaching staff for the last four seasons as the assistant head coach/special teams coordinator and is in his 20th season as an NFL coach.

In his first five games as the interim head coach, Bisaccia sports a 2-3 record. After winning his first two games, Bisaccia's club has dropped three straight.

In his four-plus seasons with Las Vegas, Bisaccia has transformed the Raiders special teams into one of the most consistent units in the NFL. Most recently in 2020, Bisaccia helped kicker Daniel Carlson tie an NFL-high - and franchise record - 144 points. Under Bisaccia, Carlson made a career-high 33 field goals on 35 attempts (94.3%), which set yet another franchise record.

Prior to joining the Raiders, Bisaccia spent five seasons (2013-17) with the Dallas Cowboys, guiding a unit that ranked fifth in kickoff return average (24.2) during his time there despite inheriting a unit that ranked 29th in 2012. Bisaccia also mentored former Cowboys kicker Dan Bailey, who earned a Pro Bowl appearance in 2015 and connected on 87.4% of his field goals while kicking under Bisaccia in Dallas. Bisaccia helped former Cowboys long snapper Louis-Philippe Ladouceur earn his first Pro Bowl honor in 2014.

Before his time in Dallas, Bisaccia spent two seasons in San Diego with the Chargers (2011-12) and nine seasons with the Tampa Bay Buccaneers (2002-10). In his time with Tampa Bay, Bisaccia oversaw one of the best special teams units in the NFL. In addition to winning Super Bowl XXXVII in his first season as an NFL coach, Bisaccia coached three Pro Bowlers in punter Josh Bidwell (2005), long snapper Dave Moore (2006) and returner Clifton Smith (2008).

Bisaccia added the responsibilities of associate head coach/running backs in 2008 with the Bucs before spending his final two years at Tampa Bay as the associate head coach/special teams coordinator.

Before coaching in the pros, Bisaccia spent 19 seasons at the college level. His last collegiate stop was from 1999-2001 when he was the assistant head coach/running backs/special teams coordinator at Mississippi. Bisaccia also spent time at Clemson, South Carolina and Wayne State.

★ 2021 DRAFT PICKS ★

The Dallas Cowboys had 11 total picks in the 2021 NFL Draft. Below is a snapshot of Dallas' 2021 Draft Class:

2021 Draft Choices

RND. (#)	PLAYER	POS.	COLLEGE
1. (12)	Micah Parsons	LB	Penn State
2. (44)	Kelvin Joseph	CB	Kentucky
3. (75)	Osa Odighizuwa	DT	UCLA
3. (84)	Chauncey Golston	DE	Iowa
3. (99)	Nahshon Wright	CB	Oregon State
4. (115)	Jabril Cox	LB	Louisiana State
4. (138)	Josh Ball	T	Marshall
5. (179)	Simi Fehoko	WR	Stanford
6. (192)	Quinton Bohanna	DT	Kentucky
6. (227)	Israel Mukuamu	S	South Carolina
7. (238)	Matt Farniok	G	Nebraska

All 11 of Dallas' draft picks made the initial 53-man roster (Kelvin Joseph and Josh Ball were placed on Reserve/Injured after making the initial 53), the second-consecutive year that Dallas had all its draft choices make the team out of training camp, and the eighth time since 1989.

The Cowboys did not have a rookie free agent player from 2021 make the initial roster, the first time there have been no undrafted free agents make the team since 2016.

★ NFC EAST STANDINGS ★

Team	W	L	T	Home	Road	Div.	Con.	PF	PA
Dallas	7	3	0	4-1	3-2	2-0	5-1	293	214
Philadelphia	5	6	0	1-4	4-2	0-1	4-3	297	260
Washington	4	6	0	2-3	2-3	1-0	4-2	212	267
New York	3	6	0	2-3	1-3	0-2	2-4	179	216

★ NFC STANDINGS ★

Team	W	L	T	Con.	Strength of Victories	Strength of Schedule	PF	PA
Arizona	9	2	0	5-2	.467	.491	310	202
Green Bay	8	3	0	6-2	.444	.473	247	214
Dallas	7	3	0	5-1	.486	.520	293	214
Tampa Bay	6	3	0	4-3	.474	.500	279	212
LA Rams	7	3	0	5-2	.336	.446	271	227
Minnesota	5	5	0	4-2	.433	.553	255	242
New Orleans	5	5	0	4-4	.549	.515	251	218
San Francisco	5	5	0	4-4	.343	.500	246	242
Philadelphia	5	6	0	4-3	.382	.500	297	260
Carolina	5	6	0	3-5	.431	.473	226	220
Washington	4	6	0	4-2	.462	.545	212	267
Atlanta	4	6	0	2-5	.350	.471	178	288
N.Y. Giants	3	6	0	2-4	.536	.560	179	216
Chicago	3	7	0	1-4	.383	.554	163	240
Seattle	3	7	0	1-5	.419	.582	194	209
Detroit	0	9	1	0-6	.550	.558	160	273

★ 2020/2021 STAT COMPARISON ★

(Dallas League Ranking)

	2020	2021
Record	7-3	6-10
Scoring Avg. (NFL rank)	29.3 (3)	24.7 (17)
Opp. Scoring Avg. (NFL rank)	21.4 (8)	29.6 (28)
Total Off. (NFL rank)	418.1 (1)	371.8 (14)
Rushing Off. (NFL rank)	133.8 (5)	111.8 (17)
Passing Off. (NFL rank)	284.3 (5)	260.1 (8)
Total Def. (NFL rank)	355.6 (18)	386.4 (23)
Rushing Def. (NFL rank)	103.7 (10)	158.8 (31)
Passing Def. (NFL rank)	251.9 (20t)	227.6 (11)
Kickoff Return Avg.	26.0 (2)	26.1 (3)
Punt Return Avg.	4.9 (32)	9.1 (13)
Turnover Margin	+4 (7)	-3 (21t)
Penalties	77	96
Penalty Yards	650	849

★ 2021 PLAYER AWARDS ★

The Dallas Cowboys have earned notable recognitions this season for their efforts, with several player of the week honors and Trevon Diggs earning NFC Defensive Player of the Month for September - becoming only the third Cowboys defender and first defensive back to receive the award in team history.

Below is a breakdown of individual awards earned by Cowboys players in 2021:

NFC Offensive Player of the Week

Dak PrescottWeek 6 at New England

NFC Defensive Player of the Week

Trevon Diggs.....Week 4 vs. Carolina
Micah ParsonsWeek 8 at Minnesota

NFC Defensive Player of the Month

Trevon Diggs.....September

FedEx Air and Ground Players of the Week

Dak PrescottWeek 10 vs. Atlanta
Dak PrescottWeek 6 at New England
Ezekiel ElliottWeek 4 vs. Carolina

Pepsi Zero Sugar Rookie of the Week

Micah ParsonsWeek 8 at Minnesota
Micah ParsonsWeek 10 vs. Atlanta

Dallas' nine player awards this year are the second-most by any team, trailing only Cincinnati's 11 player awards in 2021.

★ WINNING TRADITION ★

The Dallas Cowboys currently own the league's second-highest all-time regular season winning percentage by current NFL teams:

Highest Win Percentage - NFL Regular Season

Team	W	L	T	Pct.
Green Bay	777	580	38	.572
Dallas	533	401	6	.571
Baltimore	232	177	1	.567
Chicago	780	606	42	.563
New England	526	408	9	.563

* Since 1972, ties have been calculated as half-win and half loss. Prior to 1972 tie games were ignored in calculating a team's winning percentage. Ties since 1972: Dallas (0), Chicago (1), Green Bay (6).

★ 2021 TEAM CAPTAINS ★

The Dallas Cowboys select three team captains weekly throughout the season, as chosen by the team prior to that week's game. Below are the captains from each week of the 2021 season:

2021 Dallas Cowboys Captains

Week 1 - at Tampa Bay

Offense Dak Prescott
Defense Randy Gregory
Special Teams Darian Thompson

Week 3 - vs. Philadelphia

Offense Ezekiel Elliott
Defense Damontae Kazee
Special Teams Corey Clement

Week 5 - vs. N.Y. Giants

Offense CeeDee Lamb
Defense Jourdan Lewis
Special Teams Noah Brown

Week 8 - at Minnesota

Offense Dalton Schultz
Defense Jayron Kearse
Special Teams Tony Pollard

Week 10 - vs. Atlanta

Offense Tyler Biadasz
Defense Anthony Brown
Special Teams Malik Turner

Week 2 - at LA Chargers

Offense Tyrion Smith
Defense Dorance Armstrong
Special Teams .. Cedrick Wilson

Week 4 - vs. Carolina

Offense Zack Martin
Defense Jaylon Smith
Special Teams Luke Gifford

Week 6 - at New England

Offense Dak Prescott
Defense Leighton Vander Esch
Special Teams CJ Goodwin

Week 9 - vs. Denver

Offense Amari Cooper
Defense Randy Gregory
Special Teams .. Jeremy Sprinkle

Week 11 - at Kansas City

Offense Terence Steele
Defense Donovan Wilson
Special Teams ... Francis Bernard

★ RED KETTLE KICKOFF ★

For 25 seasons the Jones family has dedicated the Cowboys annual Thanksgiving Day halftime performance as a national showcase to kick off The Salvation Army's iconic Red Kettle Campaign. Since the partnership began in 1997, the annual Red Kettle campaign has raised more than \$2.86 billion dollars, reaching over 748 million people in need.

Under the direction of Charlotte Jones, the Cowboys have produced the annual halftime event and welcomed nationally renowned entertainers from across the musical spectrum. Previous halftime performers include Keith Urban, Daughtry, The Jonas Brothers, Kelly Clarkson, Carrie Underwood, Meghan Trainor, Sheryl Crow, Destiny's Child, Toby Keith, LeAnn Rimes, Creed, Jessica Simpson, Billy Gillman, Clint Black, Randy Travis, Reba McEntire, Enrique Iglesias, Kenny Chesney, Selena Gomez, Pitbull, Luke Bryan, Eric Church, Thomas Rhett and Kane Brown.

This week's special performance features country music star Luke Combs. CBS Sports will broadcast the Red Kettle Kickoff halftime show to its national television audience to help draw attention to the 20,000 red kettles that will appear across the country to encourage the American public to give something extra to those in need while buying holiday gifts for friends and family.

★ THANKSGIVING DAY TOTALS ★

Since 1966, the Cowboys have hosted the annual Thanksgiving Day game for 53 of the last 55 years. In 1975 and 1977, the St. Louis Cardinals played host to the game in place of Dallas. In 1978, the game returned to Dallas for good. The Cowboys have posted a 31-21-1 record in the holiday classic and a 33-20 mark the following week. Here are the Cowboys annual Thanksgiving Day results:

Date	Opponent/Score	W/L	Network
11/24/66	DALLAS 26, Cleveland 14	Win	CBS
11/23/67	DALLAS 46, St. Louis 21	Win	CBS
11/28/68	DALLAS 29, Washington 20	Win	CBS
11/27/69	DALLAS 24, San Francisco 24	Tie	CBS
11/26/70	DALLAS 16, Green Bay 3	Win	CBS
11/25/71	DALLAS 28, Los Angeles 21	Win	CBS
11/23/72	San Francisco 31, DALLAS 10	Loss	CBS
11/22/73	Miami 14, DALLAS 7	Loss	NBC
11/28/74	DALLAS 24, Washington 23	Win	CBS
11/25/76	DALLAS 19, St. Louis 14	Win	CBS
11/23/78	DALLAS 37, Washington 10	Win	CBS
11/22/79	Houston 30, DALLAS 24	Loss	NBC
11/27/80	DALLAS 51, Seattle 7	Win	NBC
11/26/81	DALLAS 10, Chicago 9	Win	CBS
11/25/82	DALLAS 31, Cleveland 14	Win	NBC
11/24/83	DALLAS 35, St. Louis 17	Win	CBS
11/22/84	DALLAS 20, New England 17	Win	NBC
11/28/85	DALLAS 35, St. Louis 17	Win	CBS
11/27/86	Seattle 31, DALLAS 14	Loss	NBC
11/26/87	Minnesota 44, DALLAS 38 (OT)	Loss	CBS
11/24/88	Houston 25, DALLAS 17	Loss	NBC
11/23/89	Philadelphia 27, DALLAS 0	Loss	CBS
11/22/90	DALLAS 27, Washington 17	Win	CBS
11/28/91	DALLAS 20, Pittsburgh 10	Win	NBC
11/26/92	DALLAS 30, N.Y. Giants 3	Win	CBS
11/25/93	Miami 16, DALLAS 14	Loss	NBC
11/24/94	DALLAS 42, Green Bay 31	Win	FOX
11/23/95	DALLAS 24, Kansas City 12	Win	NBC
11/28/96	DALLAS 21, Washington 10	Win	FOX
11/27/97	Tennessee 27, DALLAS 14	Loss	NBC
11/26/98	Minnesota 46, DALLAS 36	Loss	FOX
11/25/99	DALLAS 20, Miami 0	Win	CBS
11/23/00	Minnesota 27, DALLAS 15	Loss	FOX
11/22/01	Denver 26, DALLAS 24	Loss	CBS
11/28/02	DALLAS 27, Washington 20	Win	FOX
11/27/03	Miami 40, DALLAS 21	Loss	CBS
11/25/04	DALLAS 21, Chicago 7	Win	FOX
11/24/05	Denver 24, DALLAS 21 (OT)	Loss	CBS
11/23/06	DALLAS 38, Tampa Bay 10	Win	FOX
11/22/07	DALLAS 34, N.Y. Jets 3	Win	CBS
11/27/08	DALLAS 34, Seattle 9	Win	FOX
11/26/09	DALLAS 24, Oakland 7	Win	CBS
11/25/10	New Orleans 30, DALLAS 27	Loss	FOX
11/24/11	DALLAS 20, Miami 19	Win	CBS

★ THANKSGIVING DAY TOTALS, CONT. ★

11/22/12	Washington 38, DALLAS 31	Loss	FOX
11/28/13	DALLAS 31, Oakland 24	Win	CBS
11/27/14	Philadelphia 33, DALLAS 10	Loss	FOX
11/26/15	Carolina 33, DALLAS 14	Loss	CBS
11/24/16	DALLAS 31, Washington 26	Win	FOX
11/23/17	L.A. Chargers 28, DALLAS 6	Loss	CBS
11/22/18	DALLAS 31, Washington 23	Win	FOX
11/28/19	Buffalo 26, DALLAS 15	Loss	CBS
11/26/20	Washington 41, DALLAS 16	Loss	FOX

★ THANKSGIVING TRADITION ★

Most Frequent Thanksgiving Foes

Team	Games
Washington.....	10
Miami.....	5
St. Louis.....	4
Houston/Tenn.....	3
Minnesota.....	3
Seattle.....	3

The Cowboys took a chance in 1966 as one of the newer teams in the NFL and volunteered to host a game on Thanksgiving Day. In front of a record crowd of 80,259 at the Cotton Bowl in Dallas, the Cowboys defeated the Cleveland Browns 26-14. Since then, the Cowboys have hosted a Thanksgiving Day game every year except for 1975 and 1977, when the NFL allowed the St. Louis Cardinals to host games. In 1978 the game returned to Dallas on an annual basis.

The Cowboys have a 31-21-1 record on Thanksgiving Day, including a six-game win streak from 1980-85. Dallas lost to the Washington Football Team 16-41 last year.

Thursday marks the third time the Cowboys and Raiders will square off on Thanksgiving Day - both Cowboys wins in 2009 and 2013.

★ THANKSGIVING DAY COMPARISON ★

This week's game is the 54th Thanksgiving Day game for the Dallas Cowboys. Below is a brief look into the stats on Thanksgiving Day:

TEAM TOTALS			
	<u>Cowboys</u>	<u>Opponents</u>	
Wins.....	31	21	
Points.....	1,280	1,099	
Total Net Yards	18,236	16,647	
Net Rushing Yards	6,738	6,018	
Net Passing Yards	11,498	10,629	

SINGLE-GAME TEAM-HIGHS			
	<u>Cowboys</u>	<u>Opponents</u>	
Points.....	51	11/27/80	46 11/26/98
Total Net Yards	513	11/26/98	515 11/23/17
Net Rushing Yards	299	11/25/82	256 11/27/14
Net Passing Yards	455	11/26/98	434 11/23/17

SINGLE-GAME INDIVIDUAL HIGHS			
	<u>Cowboys</u>	<u>Opponents</u>	
Passing Yards			
455 - T.Aikman, Min -	11/26/98	449 - K.Cousins, Was -	11/24/16
Rushing Yards			
155 - E.Smith, Was -	11/28/96	195 - E.Campbell, Hou -	11/22/79
Receiving Yards			
180 - A.Cooper, Was -	11/22/18	184 - C.Carter, Min -	11/26/87

★ THANKSGIVING QB COMPARISON ★

Dak Prescott has played in four Thanksgiving Day Games and has a 2-2 record. Dallas quarterbacks have a history of success on the annual holiday. Below is a look at how several Cowboys quarterbacks have fared on Thanksgiving Day:

Player	GP/W	Att	Cmp	Yards	Pct	TD	INT	Rate
Aikman.....	10/5	341	211	2,174	61.9	9	11	89.1
Romo.....	9/6	298	194	2,338	65.1	18	11	93.8
White.....	8/7	187	112	1,545	59.9	14	8	93.5
Staubach ...	7/4	124	67	963	54.0	6	7	72.1
Prescott....	4/2	131	91	1,018	69.5	5	3	95.7
Morton.....	4/2	92	47	703	51.1	2	5	61.1
Meredith.....	3/3	58	39	498	67.2	4	2	102.5

★ PLAYER HIGHLIGHTS ★

Anthony Brown - CB

Notched four tackles, a career-high tying three pass breakups and forced a fumble in the 2017 win against the Raiders.

Amari Cooper - WR

Drafted fourth overall by the Raiders in 2015 and played for the franchise for four years until being traded to the Cowboys midway through the 2018 season. Will play in his first career game against Las Vegas.

Jourdan Lewis - CB

Tallied six tackles and a pass breakup in one game against LV.

Dak Prescott - QB

Completed 18-of-27 passes (66.7%) for 212 yards and two interceptions while rushing six times for 32 yards and a score. Led Dallas on an 11-play, 69-yard game-winning drive capped off by Dan Bailey's 19-yard field goal to defeat the Raiders 20-17 in 2017 (12/17).

Greg Zuerlein - K

In two career games with the LA Rams, converted five-of-six field goals and 10-of-10 extra points. He knocked down a 55-yard field goal in Oakland in 2018 (9/10).

★ 2021 STAT COMPARISON ★

(league ranking)

	<u>Cowboys</u>	<u>Raiders</u>
Record	7-3	5-5
Scoring Avg. (NFL rank)	29.3 (3)	22.3 (18)
Opp. Scoring Avg. (NFL rank)	21.4 (8)	26.2 (26)
Total Off. (NFL rank)	418.1 (1)	373.3 (10)
Rushing Off. (NFL rank)	133.8 (5)	83.7 (28)
Passing Off. (NFL rank)	284.3 (5)	289.6 (3)
Total Def. (NFL rank)	355.6 (18)	352.9 (15t)
Rushing Def. (NFL rank)	103.7 (10)	131.2 (29)
Passing Def. (NFL rank)	251.9 (20t)	220.8 (10)
Kickoff Return Avg.	26.0 (2)	19.8 (25)
Punt Return Avg.	4.9 (32)	8.1 (17)
Turnover Margin	+4 (7)	0 (16t)
Penalties	77	75
Penalty Yards	650	675

★ DATING GAME ★

This week's game against Las Vegas is being played on Nov. 25. In the 61-plus years of Dallas Cowboys football, there have been eight Nov. 25 games - all on Thanksgiving except when they played at Philadelphia in 1962. The Cowboys hold a 5-3 record on Nov. 25. Dallas has won two out of the last three games on Nov. 25.

Date	Opp/ Loc.	Dal W/L	Score	Date	Opp/ Loc.	Dal W/L	Score
11/25/62	@Phi	L	14-28	11/25/93	Mia	L	14-16
11/25/71	LAR	W	28-21	11/25/99	Mia	W	20-0
11/25/76	STL	W	19-14	11/25/04	Chi	W	21-7
11/25/82	Cle	W	31-14	11/25/10	NO	L	27-30

★ FIRST TIME, LAST TIME ★

The first time these two clubs met was the final game of the 1974 season. The Cowboys traveled to Oakland in the their inaugural matchup and were defeated 27-23 by the Raiders on Dec. 14 in front of 45,850 to close the season at 8-6.

The last time these two clubs met was on Dec. 17, 2017 at the Oakland Coliseum. The Cowboys defense held the Raiders to 293 yards of offense and Dan Bailey kicked a 19-yard field goal with 1:44 left to down the Raiders 20-17 on the road.

★ WILD, WILD WEST ★

By virtue of the NFL schedule, the Dallas Cowboys face the AFC West this season. The Cowboys are 1-2 against the AFC West in 2021, defeating the LA Chargers and losing to both Denver and Kansas City. Dallas wraps up play against the AFC West this season with its Thanksgiving showdown against the Las Vegas Raiders.

Below is a look at Dallas' all-time record and current streaks against the AFC West.

Dallas vs. AFC West

	W	L	T	Pct.	Long Win Str.	Long Loss Str.	Cur. Str.
LA Chargers.....	7	5	0	.545	3	3	W1
Kansas City	7	5	0	.545	2	1	L1
Las Vegas.....	6	6	0	.500	3	3	W3
Denver.....	5	9	0	.357	3	7	L7
Totals	25	25	0	.500	-	-	L2

★ SERIES HISTORY ★

Dallas and Las Vegas have squared off 12 times, with the all-time series record deadlocked at 6-6. Dallas lost the first-ever meeting, then took a win in the second. The Cowboys have taken the last three games of the series. Below is a look at the outcome of each of the 12 series games:

Date	Loc.	Dal W/L	Score	Date	Loc.	Dal W/L	Score
12/14/74	Oak	L	23-27	9/27/98	Dal	L	12-13
12/7/80	Oak	W	19-13	10/7/01	Oak	L	21-28
10/23/83	Dal	L	38-40	10/2/05	Oak	L	13-19
11/9/86	Dal	L	13-17	11/26/09	Dal	W	24-7
10/25/92	LA	W	28-13	11/28/13	Dal	W	31-24
11/19/95	Oak	W	34-21	12/17/17	Oak	W	20-17

★ INSIDE THE SERIES HISTORY ★

Dallas and Las Vegas have played each other 12 times since they first met in 1974. The series record is tied at 6-6.

In the 12 total games of the series there has been:

- * Three games decided by double-digits - all Cowboys wins
- * Nine games decided by a touchdown-or-less
- * A 17-point win by Dallas (11/26/09) - biggest Cowboys win
- * A seven-point loss by Dallas (10/7/01) - biggest Cowboys loss
- * One Sunday night game, one Saturday game, one season finale - all Dallas losses
- * Two Thanksgiving Day Games - both Dallas wins in 2009 & 2013
- * 276 points scored by Dallas, 239 allowed
- * A 2-3 home record for Dallas - 2-0 at AT&T Stadium.

★ DALLAS VS. AFC ★

The Dallas Cowboys record against opponents in the AFC is 106-86 since the NFL merger in 1970, good for the second-most wins and the highest winning percentage (.555) by an NFC club. Dallas is 2-2 against the AFC in 2021 with wins over the LA Chargers (9/19) and New England Patriots (10/17) and losses to Denver (11/7) and Kansas City (11/21). The Cowboys wrap up play against the AFC this week against Las Vegas.

NFC Team With Most Wins Vs. AFC - Since NFL Merger

Team	W	L	T	Win%
San Francisco.....	107	90	0	.543
Dallas	106	86	0	.552
Philadelphia	104	86	3	.547
St. Louis/LA Rams.....	100	96	0	.510
Minnesota	97	97	0	.500

*Seattle has 182 wins against AFC since 1970, but the team was a member of the AFC from 1977-2001.

★ HOME IS WHERE THE TDS ARE ★

Ezekiel Elliott has not gone hungry in the home confines of AT&T Stadium since he entered the league in 2016, scoring 33 touchdowns (28 rushing, five receiving) in 41 games. His 33 touchdowns rank second by any player in his home venue since 2016:

Most Touchdowns at Home Since 2016

Player	Gms	RushTD	RecTD	RetTD	TotTD
Alvin Kamara	34	22	12	0	34
Ezekiel Elliott.....	41	28	5	0	33
Todd Gurley II	36	28	3	0	31
Derrick Henry	43	29	1	0	30
Aaron Jones	29	23	6	0	29
Mike Evans	41	0	29	0	29
Melvin Gordon III	39	27	2	0	29

Overall, Dallas has scored 148 touchdowns in 45 games at home versus 105 touchdowns in 45 games on the road since 2016. Dallas' 148 home TDs rank second in the NFL over that span:

Most Overall Touchdowns at Home Since 2016

Team	Games	TD	TD/G	Pts/G
New Orleans	44	162	3.68	31.0
Dallas	45	148	3.29	28.5
New England	46	145	3.15	27.0
Seattle	45	145	3.22	26.6
Tennessee	46	142	3.09	25.4

★ HOME COOKING ★

Since AT&T Stadium opened in 2009, Dallas has posted a 57-44 regular season record at home. However, since 2016, the Cowboys have utilized their home field advantage, going 30-15 at AT&T Stadium, which is tied for seventh. Dallas finished 4-4 in 2020 and is 4-1 at home in 2021.

NFL Team Home Wins Since 2016

Team	Games	W	L	T	Win %
Kansas City	46	34	12	0	.739
Baltimore	45	33	12	0	.733
Green Bay	44	33	10	1	.761
New England	46	33	13	0	.717
Pittsburgh	46	32	13	1	.707
New Orleans	44	31	13	0	.705
Dallas	45	30	15	0	.667
Tennessee	46	30	16	0	.652
Minnesota	45	29	16	0	.644
Seattle	45	29	16	0	.644

★ TOP PERFORMANCES ★

Below are the top individual performances in several offensive categories at AT&T Stadium since it opened in 2009.

Cowboys

Opponents

Passing Yards.....	T. Romo (506)	E. Manning, NYG (450)
Passing TDs.....	T. Romo (5)	M. Flynn, GB (4)
Rushing Yards.....	D. Murray (253)	B. Brown, Phi (169)
Rushing TDs.....	D. Murray (3)	A. Jones, GB (4)
	D. Prescott (3)	
	J. Randle (3)	
Receiving Yards	A. Cooper (226)	D. Jackson, Phi (210)
Receiving TDs	A. Cooper (3)	V. Cruz, NYG (3)
	M. Gallup (3)	

★ AT&T STADIUM RECORD... ★

In 2018 the Dallas Cowboys reached a milestone with their 10th season in what is now AT&T Stadium. The Cowboys finished that regular season 7-1 record at home - tied with the 2016 team for the most wins and best record in a single season all-time at AT&T Stadium. In 2021 the building hosted its 100th regular season game in a contest against Denver (11/7). The Cowboys are 4-1 in 2021.

Dallas' first game at the venue was on Sept. 20, 2009 - a 31-33 loss to the N.Y. Giants. The club's first win came a week later with a 21-7 decision over Carolina. Overall, Dallas owns a 57-44 regular season record - 3-1 postseason - and a 60-45 overall mark at home in AT&T Stadium. Below is a breakdown of the club's record on their home turf:

Regular season	57-44
Postseason	3-1
Overall	60-45

Regular Post

September	15-5	
October	12-14	
November	16-15	
December	12-9	
January	2-1	3-1

Playing at noon	19-10	
Playing at 3:30	21-21	1-1
Playing in prime time	17-13	2-0

Thursday	6-7	
Saturday	0-2	2-0
Sunday	47-30	1-1
Monday	4-5	

Fully closed stadium	34-25	3-1
Fully open stadium	11-11	
Roof open, doors closed	2-5	
Roof closed, doors open	10-3	

Playing against the NFC East	23-15	1-0
Playing against the NFC (non-NFC East)	21-17	2-1
Playing against the AFC	13-12	

Team-by-team

Team	W	L	Pct	Team	W	L	Pct
Arizona	0	2	.000	New England	0	1	.000
Atlanta	3	1	.750	New Orleans	2	2	.500
Baltimore	1	0	1.000	N.Y. Giants	8	5	.615
Buffalo	1	1	.500	N.Y. Jets	0	1	.000
Carolina	2	1	.667	Oakland	2	0	1.000
Chicago	1	2	.333	Philadelphia	7	6	.538
Cincinnati	1	0	1.000	Pittsburgh	1	1	.500
Cleveland	1	1	.500	San Francisco	1	1	.500
Denver	0	2	.000	Seattle	2	2	.500
Detroit	3	1	.750	Tampa Bay	3	0	1.000
Green Bay	0	3	.000	Tennessee	0	2	.000
Houston	1	0	1.000	Washington	8	4	.667
Indianapolis	1	0	1.000				
Jacksonville	1	1	.500				
Kansas City	1	0	1.000				
LA Chargers	0	2	.000				
LA Rams	3	1	.750				
Miami	2	0	1.000				
Minnesota	1	1	.500				

Postseason

Detroit	1	0	1.000
Green Bay	0	1	.000
Philadelphia	1	0	1.000
Seattle	1	0	1.000

The Cowboys 7-1 home mark in 2018 tied the 2016 team for the best home record by a Cowboys team since the stadium opened in 2009:

Most Single Season Wins at AT&T Stadium - Dallas Cowboys


Season	Wins	Consec. Wins	Home Record
2016	7	7	7-1
2018	7	4	7-1
2009	6	5	6-2
2011	5	4	5-3
2019	5	2	5-3
2013	5	3	5-3

389.5 27.0 7.91

Dallas' offense has averaged 389.5 yards-per-game at AT&T Stadium - third-most at home since 2009.

The Cowboys have scored 27.0 points-per-game at home since moving into AT&T Stadium - fourth in the NFL.

Dallas has averaged 7.91 yards-per-play at home since 2009, second in the NFL behind New Orleans (8.0).



★ THE DALLAS COWBOYS - A CHAMPIONSHIP TRADITION ★

SUPER BOWL CHAMPIONSHIPS

New England Patriots	6
Pittsburgh Steelers	6
DALLAS COWBOYS	5
San Francisco 49ers	5
Green Bay Packers	4
New York Giants	4
Denver Broncos	3
Oakland Raiders	3
Washington Redskins	3

SUPER BOWL APPEARANCES

New England Patriots	11
DALLAS COWBOYS	8
Pittsburgh Steelers	8
Denver Broncos	8
San Francisco 49ers	7
Green Bay Packers	5
Miami Dolphins	5
New York Giants	5
Oakland Raiders	5
Washington Redskins	5

POSTSEASON VICTORIES

New England Patriots	37
Pittsburgh Steelers	36
Green Bay Packers	36
DALLAS COWBOYS ...	35
San Francisco 49ers	32
Oakland Raiders	25
New York Giants	24

POSTSEASON APPEARANCES

Green Bay Packers	34
DALLAS COWBOYS ...	33
New York Giants	32
Pittsburgh Steelers	32
Minnesota Vikings	31
Cle./StL/LA Rams	30
Indianapolis Colts	29
New England Patriots	28
Philadelphia Eagles	27
San Francisco 49ers	27
Chicago Bears	27

POSTSEASON GAMES

DALLAS COWBOYS ...	63
Pittsburgh Steelers	62
Green Bay Packers	59
New England Patriots	58
San Francisco 49ers	51
Minnesota Vikings	50
New York Giants	49

CONSEC. POSTSEASON APPEARANCES

New England Patriots (2009-19) ...	11
DALLAS COWBOYS (1975-83) ...	9
Indianapolis Colts (2002-10)	9
DALLAS COWBOYS (1966-73) ...	8
Pittsburgh Steelers (1972-79)	8
Los Angeles Rams (1973-80)	8
San Francisco 49ers (1983-90)	8

CONSECUTIVE WINNING SEASONS

DALLAS COWBOYS (1966-85) ...	20
New England Patriots (2001-19) ...	19
Oakland Raiders (1965-80)	16
San Francisco 49ers (1983-98) ...	16
Chicago Bears (1930-44)	15
Green Bay Packers (1934-47) ...	14

ALL-TIME REGULAR SEASON WINNING %

Green Bay Packers	0.572
DALLAS COWBOYS	0.571
Baltimore Ravens	0.567
Chicago Bears	0.563
New England Patriots	0.563
Miami Dolphins	0.551
Minnesota Vikings	0.545

43 SEASONS OF .500-OR-BETTER	33 POSTSEASON APPEARANCE	24 DIVISION TITLES	16 NFL/NFC CHAMPIONSHIP GAME FINALIST	8 NFC CHAMPIONSHIPS	5 SUPER BOWL CHAMPIONSHIPS
1965 1982 2009 1966 1983 2011 1967 1984 2012 1968 1985 2013 1969 1991 2014 1970 1992 2016 1971 1993 2017 1972 1994 2018 1973 1995 2019 1974 1996 1975 1998 1976 1999 1977 2003 1978 2005 1979 2006 1980 2007 1981 2008	1966 1991 1967 1992 1968 1993 1969 1994 1970 1995 1971 1996 1972 1998 1973 1999 1975 2003 1976 2006 1977 2007 1978 2009 1979 2014 1980 2016 1981 2018 1982 1983 1985	1966 1992 1967 1993 1968 1994 1969 1995 1970 1996 1971 1998 1973 2007 1976 2009 1977 2014 1978 2016 1979 2018 1981 1985	1966 1975 1992 1967 1977 1993 1970 1978 1994 1971 1980 1995 1972 1981 1973 1982	1970 1992 1971 1993 1975 1995 1977 1978	1971 1992 1977 1993 1995



★ PRO BOWL COWBOYS ★

Since 2010 Dallas has selected 13 players that have gone on to make at least one Pro Bowl - tied for the third-most in the NFL over that span (Kansas City, 15; Minnesota, 14; Baltimore/Seattle, 13). Since 1989 Dallas has sent 53 different players to the Pro Bowl, and of those, Dallas drafted 37. Additionally, Cowboys draft picks have been selected to 79 Pro Bowls since 2002 (25 different players), which is 13 more than any other team over that span (Kansas City, 66):

COWBOYS PRO BOWL DRAFT PICKS SINCE 2002 (BY YEAR DRAFTED)

2002: Roy Williams (5)
2002: Andre Gurode (5)
2003: Terence Newman (2)
2003: Jason Witten (11)
2005: DeMarcus Ware (9 - 7 with Dallas)
2005: Marion Barber (1)
2005: Jay Ratliff (4)
2006: Jason Hatcher (1)
2007: Anthony Spencer (1)
2007: Nick Folk (1)
2008: Mike Jenkins (1)
2008: Martellus Bennett (1 - with Chicago)



2010: Dez Bryant (3)
2010: Sean Lee (2)
2011: Tyron Smith (7)
2011: DeMarco Murray (3 - 2 with Dallas)
2011: Dwayne Harris (1 - with N.Y. Giants)
2013: Travis Frederick (5)
2014: Zack Martin (6)
2014: DeMarcus Lawrence (2)
2015: Byron Jones (1)
2016: Dak Prescott (2)
2016: Ezekiel Elliott (3)
2016: Jaylon Smith (1)
2018: Leighton Vander Esch (1)



21

Since the start of 2016, Dak Prescott is responsible for 21 total touchdowns (18 passing, three rushing) when the game is within seven points in the fourth quarter or overtime, tied for sixth in the NFL over that span.

★ CENTURY MARK ★

Dak Prescott reached the century mark with 100 career passing touchdowns against the Seahawks (9/27/20), just three games into the fifth season of his career.

Prescott is the 25th quarterback in NFL history to reach 100 touchdowns through the air in the first five seasons of a career, and in that select group, he ranks 19th in pass touchdown percentage (4.62%), second in interception percentage (1.7%), fourth in passer rating (97.3) and fourth in touchdown/interception ratio (2.65):

Touchdown/INT Ratio - QBs with 100 TD in First Five Years

Player	Seasons	PassTD	INT	TD/INT
Patrick Mahomes.....	2017-21	139	35	3.97
Deshawn Watson.....	2017-20	104	36	2.88
Russell Wilson.....	2012-16	127	45	2.82
Dak Prescott	2016-20	106	40	2.65
Derek Carr.....	2014-18	122	54	2.26
Matt Ryan.....	2008-12	127	60	2.12
Dan Marino.....	1983-87	168	80	2.10

Prescott's touchdown prowess isn't limited to his aerial exploits, running over opposing defenses to the tune of 24 career rushing touchdowns - the most by a quarterback in Cowboys history. By reaching 100 passing touchdowns, he is one-of-three players in NFL history to record 100 touchdowns through the air and 20 touchdowns on the ground in the first five seasons of a career:

100 TD Throws with 20 Rush TDs - First Five Seasons

Player	Seasons	PassTD	RushTD	Tot TD
Cam Newton.....	2011-15	117	43	160
Jeff Garcia.....	1999-03	113	21	134
Dak Prescott	2016-20	106	24	130

Prescott hit the century mark in just 67 career starts, becoming the third-fastest quarterback in Cowboys history to reach 100 passing touchdowns:

Fastest Cowboys to 100 Passing Touchdowns

Player	Starts	Attempts	Yards	Pass TD
Tony Romo.....	53	1,758	14,186	101
Danny White.....	62	1,777	13,622	103
Dak Prescott	67	2,214	16,966	102

★ RAYNEING TOUCHDOWNS... ★

Rayne Dakota Prescott is responsible for 152 combined rushing, passing and receiving touchdowns through his first 78 NFL games, which ranks sixth in NFL history at the quarterback position:

Combined Touchdowns in a QBs First 78 Career Games

Player	TDs	Player	TDs
Dan Marino.....	180	Brett Favre.....	147
Aaron Rodgers.....	173	Patrick Mahomes.....	146
Andrew Luck.....	169	Johnny Unitas.....	146
Daunte Culpepper.....	162	Matt Stafford.....	144
Cam Newton.....	160	Len Dawson.....	143
Dak Prescott.....	152	Kirk Cousins.....	143

★ FOURTH QUARTER WINS ★

Since taking over as the Dallas Cowboys starting quarterback in 2016, Dak Prescott has engineered his share of fourth quarter wins for the club. Included in his 48 regular season wins as a starter are 17 occasions in which he led the team to victory when the club was tied or trailing in the fourth quarter or overtime. Prescott's 17 wins are the second-most by a Dallas signal caller:

4th Quarter/OT Wins - Cowboys

Quarterback	Wins	Quarterback	Wins
Tony Romo.....	24	Roger Staubach.....	13
Dak Prescott.....	17	Danny White.....	11
Troy Aikman.....	15		

Below is a look at each of Prescott's 17 games in which the game was tied or the team trailed in the fourth quarter to pull out the win and his 4th quarter/OT stats:

Date	Opp	Score	Time	Left	Att	Com	Yds	TD	Int	Final Score
9/18/16	@Was	20-23	15:00	7	6	66	0	0	0	27-23
10/30/16	PHI*	13-23	7:48	20	11	135	2	0	0	29-23
11/13/16	@Pit	29-30	0:42	11	10	83	0	0	0	35-30
12/1/16	@Min	7-9	14:11	4	2	26	1	0	0	17-15
12/18/16	TB	17-20	15:00	6	6	41	0	0	0	26-20
9/25/17	@Ari	14-14	14:45	3	3	94	1	0	0	28-17
12/10/17	@NYG	10-10	9:29	6	4	158	2	0	0	30-10
12/17/17	@Oak	17-17	6:30	6	5	82	0	0	0	20-17
12/31/17	@Phi	0-0	12:19	9	6	75	1	0	0	6-0
9/30/18	DET	23-24	2:17	11	7	99	0	0	0	26-24
11/11/18	@Phi	20-20	7:27	8	7	88	1	0	0	27-20
11/18/18	@Atl	19-19	1:52	6	4	45	0	0	0	22-19
12/9/18	PHI*	23-23	1:39	12	11	94	1	0	0	29-23
12/30/18	@NYG	28-32	3:21	10	5	78	1	0	0	36-35
9/20/20	Atl	24-36	15:00	21	13	182	1	0	0	40-39
9/19/21	@LAC	17-17	3:54	8	7	47	0	0	0	20-17
10/17/21	@NE*	29-29	7:53	5	5	71	1	0	0	35-29

*italics indicate overtime and are reflected in the stats totals

Amongst all NFL quarterbacks, Prescott is tied for the fifth-most game-winning drives from 2016-21:

Game-Winning Drives - NFL (2016-21)

Player	Drives
Derek Carr, LV.....	21
Matthew Stafford, Det/LAR.....	20
Drew Brees, NO.....	18
Ryan Tannehill, Mia/Ten.....	18
Dak Prescott, Dal.....	17
Ben Roethlisberger, Pit.....	17
Russell Wilson, Sea.....	17

*Game Winning Drive = Fourth quarter drive that puts team ahead for the final time

*4th Quarter Comeback = Offense overcomes a deficit to win the game

Since 2016, Prescott is responsible for 21 total touchdowns (18 passing, three rushing) when the game is within seven points in the fourth quarter or overtime, tied for seventh in the NFL over that span:

4th Qtr & OT TDs, +/- 7 Points - NFL, 2016-21

Player	Total TDs	Player	Total TDs
Russell Wilson.....	29	Drew Brees.....	23
Derek Carr.....	27	Ben Roethlisberger.....	22
Matt Ryan.....	25	Dak Prescott.....	21
Aaron Rodgers.....	24	Ryan Tannehill.....	21

Additionally, Prescott is a perfect **18-for-18** on pass attempts in overtime in his career, which are the most attempts without an incompletion in overtime for any player over the last 40 seasons.

★ DAK'S RECORD WHEN... ★

Since taking over as Dallas' starting quarterback in 2016, Dak Prescott has compiled a 48-30 regular season record in 78 career starts, and he is 1-2 in the postseason. Below is a look at Prescott's record under several different circumstances:

	Regular	Post
Playing at home:	28-12	1-1
Playing on the road:	20-18	0-1
Playing indoors:	24-11	1-1
Playing outdoors:	24-19	0-1
Playing against the NFC East:	21-6	
Playing against the NFC (non-NFC East): ..	17-13	1-2
Playing against the AFC:	10-11	
Playing on Thursday:	5-4	
Playing on Sunday:	39-25	1-2
Playing on Sunday night:	8-6	
Playing on Monday night:	4-1	
Playing on artificial turf:	36-22	1-1
Playing on natural grass:	12-8	0-1
Offense totals over 400 yards:	31-9	0-1
Throws for over 300 yards:	11-7	0-1
Throws for 200-299 yards:	29-14	1-1
Attempts more than 30 passes	24-26	1-2
Throws only one touchdown:	12-6	1-1
Throws more than one touchdown:	29-11	0-1
Completes 65.0%-or-more of his passes: ..	33-11	1-2
Averages more than 7.0 yards-per-attempt ..	40-9	0-2
Has more than one Big Play (25+) passing ..	27-10	1-1
Throws no interceptions:	36-9	0-1
Throws one interception:	10-11	1-1
Throws more than one interception:	2-10	
Records at least 100.0 passer rating:	36-4	0-1
Commits no turnovers.....	30-6	0-1
Against teams with winning record:	15-16	1-2
Against teams with .500 record:	11-7	
Against teams with losing record:	22-6	
Has at least one rush attempt.....	45-25	1-2
Has five-or-more rush attempts	18-5	1-0
Sacked one time-or-less:	26-8	1-1
Sacked more than once:	22-22	0-1
September:	12-8	
October:	12-7	
November:	13-9	
December:	11-5	
January:	0-1	1-2

Team-by-team							
Team	W	L	Pct	Team	W	L	Pct
Arizona	1	0	1.000	Minnesota	1	1	.500
Atlanta	3	1	.750	New England ...	1	1	.500
Baltimore	1	0	1.000	New Orleans ...	1	1	.500
Buffalo	0	1	.000	N.Y. Giants	8	2	.800
Carolina	1	1	.500	N.Y. Jets	0	1	.000
Chicago	1	1	.500	Oakland	1	0	1.000
Cincinnati	1	0	1.000	Philadelphia	6	3	.667
Cleveland	1	1	.500	Pittsburgh	1	0	1.000
Denver	0	2	.000	San Francisco ..	2	0	1.000
Detroit	3	0	1.000	Seattle	0	3	.000
Green Bay	1	2	.333	Tampa Bay	2	1	.667
Houston	0	1	.000	Tennessee	0	1	.000
Indianapolis	0	1	.000	Washington	7	1	.875
Jacksonville	1	0	1.000				
Kansas City	1	1	.500				
LA Chargers	1	1	.500				
LA Rams	1	2	.333				
Miami	1	0	1.000				

Postseason

Green Bay	0	1	.000
L.A. Rams	0	1	.000
Seattle	1	0	1.000

★ DAK TO THE FUTURE ★

Now in his sixth pro season, Dak Prescott ranks fourth in completions (1,743), fifth in passing yards (20,191), attempts (2,622) and wins (48), sixth in passing touchdowns (126) and second in yards-per-attempt (7.71) in regular season team history:

Dallas Cowboys All-Time QB Chart

WINS AS STARTER

Troy Aikman	94
Roger Staubach	85
Tony Romo	78
Danny White	62
Dak Prescott	48

PASSING YARDS

Tony Romo	34,183
Troy Aikman	32,942
Roger Staubach	22,700
Danny White	21,959
Dak Prescott	20,191

ATTEMPTS

Troy Aikman	4,715
Tony Romo	4,335
Roger Staubach	2,958
Danny White	2,950
Dak Prescott	2,622

PASSING TOUCHDOWNS

Tony Romo	247
Troy Aikman	165
Danny White	155
Roger Staubach	153
Don Meredith	135
Dak Prescott	126

COMPLETIONS

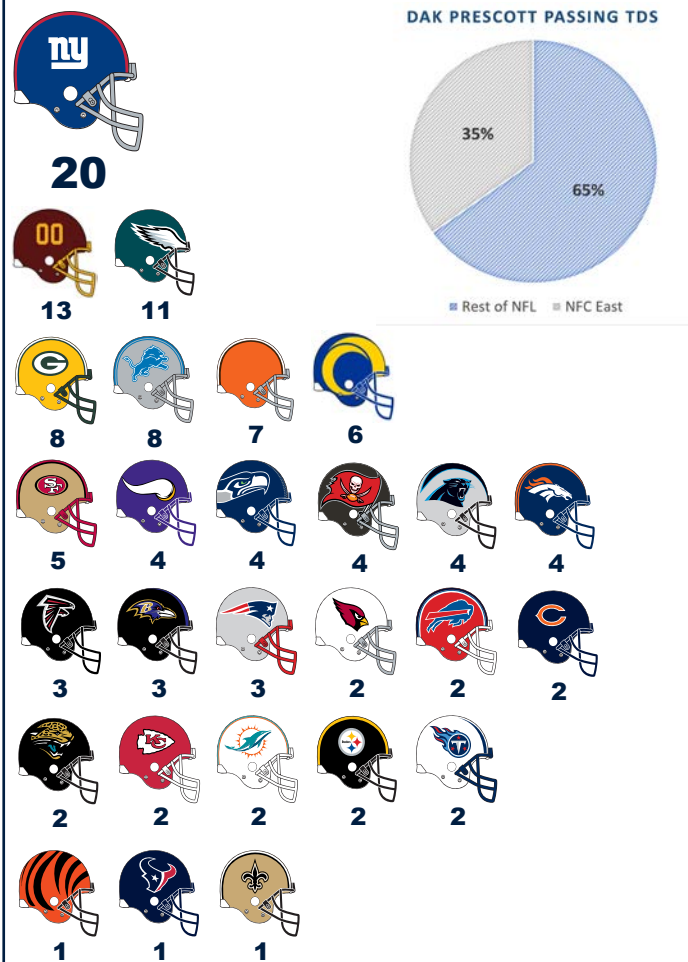
Troy Aikman	2,898
Tony Romo	2,829
Danny White	1,761
Dak Prescott	1,743
Roger Staubach	1,685

YARDS-PER-ATTEMPT

Tony Romo	7.89
Dak Prescott	7.71
Roger Staubach	7.67
Don Meredith	7.45
Danny White	7.44

★ PRESCOTT TDs BY TEAM ★

Dak Prescott has thrown a touchdown pass against 27 of the other 31 NFL teams in the regular season. Below is a team-by-team breakdown of his touchdowns through the air:



★ PRESCOTT TARGETS ★

In his sixth pro season, Dak Prescott has completed 1,743-of-2,622 passes for 20,161 yards with 126 touchdowns in 78 regular season games played behind center. Below is a breakdown of Prescott's targets by position and player:

Position Breakdown					
	Comp.	Yds	TD		
WR.....	1,010	13,456	87	RB.....	335
TE.....	387	3,922	27	FB.....	11
					63
					0

Player Breakdown by Completions					
Player	Com	Yds	TD	Player	Com
E. Elliott.....	241	1,973	10	A. Hurns.....	20
A. Cooper.....	205	2,776	19	N. Brown.....	22
J. Witten.....	194	1,752	11	D. Thompson.....	14
C. Beasley.....	174	1,774	12	L. Dunbar.....	13
D. Bryant.....	119	1,634	14	A. Morris.....	9
M. Gallup.....	125	2,019	9	K. Smith.....	8
T. Williams.....	97	1,162	3	M. Turner.....	7
D. Schultz.....	74	827	5	B. Bell.....	5
B. Jarwin.....	69	774	8	D. Smith.....	5
C. Lamb.....	71	1,040	8	R. Switzer.....	5
R. Cobb.....	55	828	3	J. Hanna.....	4
T. Pollard.....	42	353	1	R. Gathers.....	3
G. Swaim.....	33	328	1	G. Escobar.....	3
C. Wilson.....	37	441	4	L. Whitehead.....	2
B. Butler.....	30	533	6	J. Olawale.....	2
R. Smith.....	29	266	1	D. McFadden.....	2
T. Austin.....	21	317	3	V. Bryant.....	1
					15
					1

Prescott has thrown 126 touchdown passes - good for sixth all-time in team history. Below is his individual touchdown totals:

Player	TDs	Player	TDs
Amari Cooper.....	19	Randall Cobb.....	3
Dez Bryant.....	14	Terrance Williams.....	3
Cole Beasley.....	12	Allen Hurns.....	2
Jason Witten.....	11	Malik Turner.....	2
Ezekiel Elliott.....	10	Gavin Escobar.....	1
Michael Gallup.....	9	James Hanna.....	1
Blake Jarwin.....	8	Rod Smith.....	1
CeeDee Lamb.....	8	Geoff Swaim.....	1
Brice Butler.....	6	Devin Smith.....	1
Dalton Schultz.....	5	Tony Pollard.....	1
Cedrick Wilson.....	4	Ventell Bryant.....	1
Tavon Austin.....	3		

**italics indicate current Cowboy*

★ TOUCHDOWN BREAKDOWN ★

Dak Prescott has thrown 126 touchdown passes. Below is a look at Prescott's touchdown totals by quarter, down and distance:

Quarter	Down	Distance
1st Quarter ... 20	1st Down 38	0-9 Yards 39
2nd Quarter ... 43	2nd Down 53	10-19 Yards 32
3rd Quarter ... 25	3rd Down 32	20-29 Yards 25
4th Quarter ... 35	4th Down 3	30-39 Yards 8
OT 3		40-49 Yards 11
		50+ Yards 11

★ QBs MULTIPLE TOUCHDOWNS ★

Dak Prescott had seven multiple passing touchdown games in 2016, tied for fourth by a rookie in NFL history. He had six multi-touchdown passing games in 2018, nine in 2019, two in 2020 and has seven in 2021. His 40 total games are sixth in team history:

Multiple Passing Touchdown Games			
Player	Games	Player	Games
Tony Romo.....	79	Troy Aikman.....	43
Roger Staubach.....	48	Don Meredith.....	41
Danny White.....	44	Dak Prescott.....	40

Prescott also notched four games with three-plus touchdown passes in 2016 - tying the most by a rookie quarterback in NFL history. It was also eighth-most in the NFL in 2016 by any quarterback.

After four more in 2017, two in 2018, six in 2019, two in 2020, and five in 2021 he has 23 in total - second on the team's all-time three-touchdown games list:

Three Passing-Touchdown Games			
Player	Games	Player	Games
Tony Romo.....	40	Roger Staubach.....	17
Dak Prescott.....	23	Don Meredith.....	14
Danny White.....	20	Troy Aikman.....	10

★ QB RATINGS AT 100.0 ★

Dak Prescott established the most games with a 100.0 rating by a quarterback in a season in team history with 11 in 2016:

Single-Season 100.0 QB Rating Games

Player	Games	Season
Dak Prescott*	11	2016
Tony Romo.....	10	2007
Tony Romo.....	10	2014

**denotes rookie*

Prescott has six games with a 100.0 rating in 2021, and his 40 games with at least a 100.0 rating rank third in team history:

Career 100.0 QB Rating Games

Player	Games	Player	Games
Tony Romo.....	67	Roger Staubach.....	37
Troy Aikman.....	44	Danny White.....	33
Dak Prescott.....	40	Craig Morton.....	24

Prescott's 40 games with at least a 100.0 rating from 2016-21 trail only Russell Wilson (2012-17) for the most games by a quarterback in his first six seasons in NFL history:

100.0 QB Rating Games - First Six Seasons

Player	Games	Seasons
Russell Wilson.....	46	2012-17
Dak Prescott.....	40	2016-21*
Ben Roethlisberger.....	37	2004-09
Andy Dalton.....	36	2011-16
Matt Ryan.....	36	2008-13
Patrick Mahomes.....	33	2018-21*

**Has not completed sixth NFL season*

He continues to add to his resume, and through his first 78 starts, Prescott sits at 40 games with a 100.0 rating, tied for the third-most through 78 starts in NFL history:

Player	GS	100.0 Rtg Games	W/L	Win%
Aaron Rodgers.....	78	46	38-8	.826
Tony Romo.....	78	43	34-9	.791
Dak Prescott.....	78	40	36-4	.900
Philip Rivers.....	78	40	32-8	.800
Russell Wilson.....	78	37	34-3	.919
Kirk Cousins.....	78	36	25-10-1	.708
Len Dawson.....	78	35	33-2	.943

Prescott tied the second-most 100.0 rating games in 2019, tallying eight, and after two in his shortened 2020 season, he has six in 2021. Since 2016, Prescott has recorded 24 games with a 100.0 passer rating at AT&T Stadium - tied for second by any quarterback in his home venue during that span:

Player	100.0 Rtg Games	W/L	Win%
Drew Brees	26	21-5	.808
Dak Prescott.....	24	21-3	.875
Russell Wilson	24	19-5	.792
Tom Brady	23	22-1	.957
Aaron Rodgers.....	22	21-1	.955

Prescott has recorded a passer rating of 100.0-or-better in six-of-nine games played in 2021, which is tied with eight others for the second-most 100.0-rating games in the league:

2021 Games with 100.0 QB Rating			
Player	100.0 Gms	Player	100.0 Gms
Kirk Cousins.....	7	Kyler Murray.....	6
Josh Allen.....	6	Dak Prescott.....	6
Tom Brady.....	6	Aaron Rodgers.....	6
Joe Burrow.....	6	Matt Stafford.....	6
Jimmy Garoppolo.....	6	Carson Wentz.....	6

Prescott is also tied for the NFL lead with five games of a 100.0 passer rating and three-plus touchdown tosses:

2021 Games with 100.0 QB Rating, Three Touchdowns			
Player	100.0 Gms	Player	100.0 Gms
Dak Prescott.....	5	Justin Herbert.....	4
Matt Stafford.....	5	Patrick Mahomes.....	4
Tom Brady.....	4	Kyler Murray.....	4
Joe Burrow.....	4	Two players tied.....	3
Kirk Cousins.....	4		

★ QB WINS ★

In his sixth season as the starting quarterback of the Dallas Cowboys, Dak Prescott has proven to be a winner, as his 48 victories rank fifth in team history. His 13 wins in 2016 were the most by a rookie quarterback in NFL history, and he followed that up with a 9-7 record in 2017, a 10-6 mark in 2018, an 8-8 record in 2019, 2-3 in 2020 and 6-3 thus far in 2021.

Overall, Prescott's 48 wins are tied for fourth from 2016-21:

Wins by Starting QB - 2016-21

Player	Wins	Games	Win%
Tom Brady, NE/TB	64	85	.753
Russell Wilson, Sea	54	87	.626
Aaron Rodgers, GB	54	81	.673
Drew Brees, NO	48	70	.686
Dak Prescott, Dal	48	78	.615
Ben Roethlisberger, Pit	48	71	.683

Since 2016, Prescott has the second-most wins against his own division, going 21-6 in games he has started against the NFC East:

Player	Wins	Player	Wins
Tom Brady, NE/TB	24	Aaron Rodgers, GB	20
Dak Prescott, Dal	21	Matt Ryan, Atl	19

★ FOUR STAR RATING ★

Dak Prescott reached 1,500 pass attempts in the first week of 2019, qualifying him for the all-time NFL passing record books. Prescott ranks sixth in NFL annals in QB Rating, edging out Tony Romo as the highest-rated passer in Cowboys history:

All-Time NFL Quarterback Rating

Player	Att	Cmp	Pct	Yds	TD	Int	TD/INT	
							Ratio	Rate
Patrick Mahomes	2,136	1,408	65.9	17,352	139	35	3.97	105.7
Deshaun Watson	1,748	1,186	67.8	14,539	104	36	2.89	104.5
Aaron Rodgers	6,915	4,504	65.1	53,816	433	93	4.66	104.1
Russell Wilson	4,526	2,944	65.0	35,510	277	84	3.30	101.6
Kirk Cousins	4,036	2,708	67.1	31,147	211	86	2.45	98.7
Drew Brees	10,551	7,142	67.7	80,358	571	243	2.35	98.7
Dak Prescott	2,622	1,743	66.5	20,191	126	47	2.68	98.1
Tom Brady	10,975	7,032	64.1	82,074	608	198	3.07	97.6
Tony Romo	4,335	2,289	65.3	34,183	248	117	2.12	97.1
Steve Young	4,149	2,667	64.3	33,124	232	107	2.17	96.8

★ PASS, NO PICKS ★

Dak Prescott recorded a streak of 291 consecutive passes without an interception, spanning the last five games of 2019 and the first three games of 2020. The streak is the longest in Cowboys history, and at the time, it was the 10th-longest in NFL history. Aaron Rodgers holds the record with 402 consecutive passes in 2018:

Consecutive Passes With No INT - NFL History

Player	Season	Consec. Passes	No. Of Games
1. Aaron Rodgers	2018	402	11
2. Tom Brady	2010-11	358	12
3. Derek Carr	2018	332	12
...
10. Dak Prescott	2019-20	291	8

Prescott set the Cowboys record for consecutive passes without a pick in Week 1, 2020 at the LA Rams - breaking Troy Aikman's 20-year record of 216 consecutive throws from the 1999 season - and continued to Week 3, 2020 at Seattle before an interception in the second quarter.

Dallas Cowboys Consecutive Passes With No INT

Player	Season	Consec. Passes	No. Of Games
Dak Prescott	2019-20	291	8
Troy Aikman	1999	216	8
Troy Aikman	1995	184	7
Dak Prescott	2016	184	6

★ TIGHT WINDOW THROWS ★

Dak Prescott ranks fifth in the NFL in 2021 with 60 tight window throws (throws with less than one yard of separation from nearest defender) and is completing 33.3% of those passes. The NFL average for tight window completion percentage over the last five seasons is 34.2%. Below are Prescott's tight window throws by season.

Season	Tight Wndw Throws	Tight Wndw Comp	Tight Wndw Comp%
2021	60	20	33.3%
2020	34	12	35.3%
2019	106	42	39.6%
2018	92	36	39.1%
2017	93	41	44.1%
2016	96	41	42.7%

★ TOUCHDOWN-TO-INTERCEPTION RATIO ★

Dak Prescott has shown prolific decision making in the young stages of his career, throwing only 47 interceptions against 126 touchdown passes. Prescott also knows when to tuck the ball and attack with his legs, scoring an additional 25 touchdowns on the ground in his five-plus NFL seasons. Among all qualifying quarterbacks (1,500 pass attempts), Prescott ranks sixth all-time with a 2.68 touchdown/interception ratio, and he is one-of-four quarterbacks in league annals to record fewer than 50 interceptions on at least 2,000 pass attempts (2,622 att., 47 int.), joining Nick Foles (2,010 att and 43 int), Case Keenum (2,149 att and 47 int) and Patrick Mahomes (2,136 att, 35 int).

HIGHEST TD/INT RATIO IN NFL HISTORY



★ AERIAL ACCOLADES ★

Dak Prescott led the league with 25 completions of 20-plus yards in 2020 before his season-ending injury in Week 5. In 2021 he is tied for 11th with 33 long completions, but he is tied for third with eight 20-plus yard touchdowns:

2021 20+ Yard Touchdown Pass Leaders

Player	Team	Com	20+ Com	TD	20+ TD	20+ TD%
Joe Burrow	Cin	215	34	21	11	52.3%
Tom Brady	TB	254	42	27	9	33.3%
Patrick Mahomes	KC	294	37	25	8	32.0%
Dak Prescott	Dal	229	33	20	8	40.0%
Taylor Heinicke	Was	217	29	15	7	46.7%

Additionally, Prescott has been excellent when pushing the ball down the field in 2021, ranking sixth with a 114.6 passer rating on throws with 21+ air yards:

2021 Passer Rating on Deep Throws of 21+ Air Yds

Player	Att	Com	Yds	TD	Rating
Matt Ryan	21	10	391	2	125.6
Justin Herbert	28	11	419	3	122.6
Josh Allen	40	20	758	4	118.8
Carson Wentz	35	16	558	4	118.5
Joe Burrow	35	14	559	6	115.2
Dak Prescott	32	13	405	5	114.6

★ FIRST DOWNS FOR 4 ★

Dak Prescott has completed 229-of-329 passes through nine games in 2021, and he ranks sixth in the NFL in 2021 with 134 passing first downs. His first down rate of 40.7% (134-of-329) ranks second in 2021, and since 1991 when the stat began to be tracked, it is fifth in a single season in Cowboys history:

Single-Season Passing First Down Rate

Player	Season	Com	Att	Yards	1st	1st%
Tony Romo	2014	304	435	3,705	189	43.4%
Tony Romo	2006	220	337	2,903	143	42.4%
Tony Romo	2007	335	520	4,211	215	41.3%
Troy Aikman	1991	237	363	2,754	148	40.8%
Dak Prescott	2021	229	329	2,557	134	40.7%
Troy Aikman	1995	280	432	3,304	173	40.0%
Dak Prescott	2016	311	459	3,667	182	39.7%
Tony Romo	2011	346	522	1,184	203	38.9%
Dak Prescott	2019	365	563	4,599	216	38.4%

Since 1994 when the data became available, the best first down percentage in a full season among quarterbacks is 46.7% by Peyton Manning in 2004.

★ MOVE THE CHAINS ★

Dak Prescott threw for 29 first downs against Cleveland (10/4/20), the most in a single game in Cowboys history and the most by any NFL quarterback in a single game since at least 1994, when the data became available:

Player	Date/Opp	1stD
Dak Prescott	10/4/20 vs. Cle	29
Billy Volek	12/19/04 vs. Oak	28
Matt Stafford	1/1/12 vs. GB	27
Jared Goff	9/29/19 vs. TB	27

Prescott then threw for 25 first downs at New England (10/17/21), which is the second-highest total in franchise history:

Player	Date/Opp	1stD
Dak Prescott	10/4/20 vs. Cle	29
Dak Prescott	10/17/21 at NE	25
Dak Prescott	12/9/18 vs. Phi	23
Tony Romo	12/6/09 at NYG	23

Prescott has 134 passing first downs on 329 pass attempts in 2021- sixth in the league - and his first down percentage of 40.7% ranks second:

Highest Passing First Down Pct in 2021

Player	Att	1stD	1stD%
Matt Stafford	362	148	40.9%
Dak Prescott	329	134	40.7%
Kyler Murray	256	103	40.2%
Patrick Mahomes	449	175	39.0%
Tom Brady	377	146	38.7%

★ RAYNE MAN ★

Dak Prescott has proven to be a threat with his feet during his young career, and through his first 77 games, he has surpassed 1,000 career rushing yards (1,405) - the fourth Cowboys quarterback to reach that milestone. Prescott did it in 50 games, tying Roger Staubach for the fewest games to the mark.

Overall, Prescott ranks first in rushing scores (25), second in rushing yards (1,405) and third in carries (285) among Cowboys quarterbacks all-time:

All-Time Dallas Cowboys QB Rushing Yard Leaders

Player	Att	Yards	Avg	Long	TD
Roger Staubach	410	2,264	5.5	33	20
Dak Prescott	285	1,405	4.9	42	25
Don Meredith	242	1,216	5.0	28	15
Troy Aikman	327	1,016	3.1	25	9

Prescott has notched 25 rushing scores since his rookie season, third by any NFL quarterback from 2016-21:

QB Rush TDs - 2016-21

Player	Rush TDs
Josh Allen, Buf	28
Cam Newton, Car/NE	28
Dak Prescott, Dal	25
Lamar Jackson, Bal	21

Prescott's 25 rushing touchdowns tie for fourth in NFL history through the first 78 games of a quarterback's career, post merger:

QB Rush TDs - First 78 Games

Player	Rush TDs
Cam Newton, Car	43
Daunte Culpepper, Min	29
Josh Allen, Buf	28
Dak Prescott, Dal	25
Steve McNair, Ten	25
Steve Grogan, NE	23

Prescott has set various rushing records by a Cowboys QB:

Dak Prescott QB Rushing Records

Team Record Set	Total	Year
Rush Yards by a QB, Single Season	357	2017
Rush TDs by a QB, Single Season	6	2016, 18
Rush TDs by a QB, Career	25	2016-21
Rush Atts by a QB, Single Season	75	2018
Rush Atts by a Rookie QB, Single Season	57	2016
Longest Rush by a QB	42	2019
Rush TDs, Single Game	3	2020
Rush Attempts, Single Game	11	2018

★ I JUST FELT LIKE RUNNING ★

Dak Prescott has 126 touchdown passes and 25 rushing touchdowns since entering the NFL in 2016, joining Daunte Culpepper and Cam Newton as the only players with at least 125 touchdown passes and 25 rushing touchdowns in their first six seasons in league history.

Additionally, Prescott has 17 career games with at least one passing score and one rushing score, the fourth-most such games by a quarterback in his first six seasons in NFL annals:

Games with a Pass TD and Rush TD in First Six NFL Seasons

Player	Seasons	Games
Cam Newton	2011-16	35
Daunte Culpepper	1999-04	20
Josh Allen	2018-21	19*
Dak Prescott	2016-21	17*

*Have not completed sixth NFL season

★ BOMBS AWAY ★

Since he entered the league in 2016, Prescott has thrown 11 touchdown passes of more than 50 yards, trailing only six other quarterbacks over the last six seasons:

Touchdown Passes of 50+ Yards Since 2016

Player	TDs	Player	TDs
Kirk Cousins, Was/Min	14	Russell Wilson, Sea	13
Tom Brady, TB	13	Philip Rivers, LAC	12
Patrick Mahomes, KC	13	Dak Prescott, Dal	11
Ryan Tannehill, Mia/Ten	13	Four others tied	11

★ MOVING UP THE CHARTS ★

Dak Prescott has 18 games with at least 300 yards through the air - second in Cowboys history:

Player	Games
Tony Romo	46
Dak Prescott	18
Troy Aikman	13
Danny White	10
Don Meredith	7

His 18 games from 2016-21 are the second-most through a player's first six seasons in Cowboys history (Romo's 24 rank first).

★ 400 FOR 4 ★

Dak Prescott started the 2020 season in historic fashion, setting a NFL record for consecutive games with 450 passing yards (three). By adding another 400-yard game in the first week of 2021, Prescott became the first player in NFL history to throw for 400 yards four times in a five-game span:

Date/Opp	Pass Yds
9/20/20 vs. Atl	450
9/27/20 at Sea	472
10/4/20 vs. Cle	502
10/11/20 vs. NYG*	166
9/9/21 at TB	403

*Prescott missed rest of 2020 season due to injury

★ QUICK DRAW DAK ★

Dak Prescott is recording an average time to throw of 2.67 seconds on his pass attempts in 2021 - per PFF, which ranks 12th:

Player	Avg Release	Player	Avg Release
B. Roethlisberger	2.30	M. Stafford	2.59
T. Brady	2.35	J. Burrow	2.59
R. Tannehill	2.49	M. Ryan	2.60
M. Jones	2.51	A. Rodgers	2.64
J. Garoppolo	2.51	D. Prescott	2.67
K. Cousins	2.53	D. Carr	2.68
J. Herbert	2.59	J. Goff	2.68

As his career has progressed, Prescott has gotten rid of the ball faster, as seen by his average time to throw (ATT) by year:

Year	ATT	Year	ATT
2021	2.67	2018	2.86
2020	2.59	2017	2.80
2019	2.81	2016	2.88

★ PRESSURE IS PRIVILEGE ★

Dak Prescott has attempted 89 passes in the face of increased pressure brought by the blitz in 2021 - and has thrown 15 touchdowns, most in the league (through Week 10):

Most Touchdown Passes Against the Blitz - 2021 Season

Player	Att	Com	Yds	TD	Rating
Dak Prescott	89	51	673	15	106.9
Tom Brady	86	59	757	11	116.1
Joe Burrow	72	51	730	9	125.6
Teddy Bridgewater	71	56	752	7	143.7
Matthew Stafford	81	58	662	7	124.6

★ ANY/A GIVEN SUNDAY ★

Prescott also ranks in the upper echelon in terms of adjusted net yards-per-attempt (ANY/A)*, which is a metric that weighs sacks, places a heavier penalty on interceptions and has a strong correlation with points scored by the offense.

2021 Quarterback ANY/A

Player	Att	Com	Yards	TD	INT	Sks	ANY/A
M. Stafford	362	245	3,014	24	8	14	8.02
K. Murray	256	186	2,276	17	7	18	7.82
T. Brady	377	254	2,870	27	7	12	7.74
K. Cousins	374	255	2,775	21	2	14	7.72
A. Rodgers	328	219	2,571	21	4	20	7.67
J. Garoppolo	254	170	2,112	12	5	16	7.51
D. Prescott	329	229	2,557	20	7	16	7.37
J. Winston	161	95	1,170	14	3	11	7.24

ANY/A Formula: ((pass yards + 20(pass TD)) - (45*(interceptions thrown) - sack yards)/(passing attempts + sacks)

★ ZERO TO 400, REAL QUICK ★

Dak Prescott surpassed 400 yards through the air three times each in 2019 and 2020 - tied with Tony Romo (2012) for the most 400-yard games in a single season in Cowboys history:

Player	Team	Season	Games w/ 400 Yds
Tony Romo	Dal	2013	Three
Dak Prescott	Dal	2019	Three
Dak Prescott	Dal	2020	Three

Prescott's three games with 400 yards are also the second-most in a single season in NFL history behind only Dan Marino, Peyton Manning and Ryan Fitzpatrick - all with four:

Player	Team	Season	Games w/ 400 Yds
Dan Marino	Mia	1984	Four
Peyton Manning	Den	2013	Four
Ryan Fitzpatrick	TB	2018	Four
Tony Romo	Dal	2013	Three
Dak Prescott	Dal	2019	Three
Dak Prescott	Dal	2020	Three
Dan Marino	Mia	1986	Three
Aaron Rodgers	GB	2018	Three
Eli Manning	NYG	2011	Three
Philip Rivers	SD	2013	Three

Prescott now has nine career 400-yard games after adding two 400-yard performances in 2021, the most by any quarterback since 2016:

Player	400-Yd Games
Dak Prescott	9
Patrick Mahomes	6
Tom Brady	5
Kirk Cousins	5
Ryan Fitzpatrick	5
Aaron Rodgers	5

Prescott's nine 400-yard games are also tied for the most by any passer in the first six seasons of a career:

Player	Seasons	400-Yd Games
Dan Marino	1984-88	9
Dak Prescott	2016-21	9
Patrick Mahomes	2018-21	6
Matt Stafford	2009-13	6

Prescott owns the Cowboys record for the most 400-yard games in a Cowboys career:

Player	400-Yd Games	W/L	Win%
Dak Prescott	9	5-4	.556
Tony Romo	5	0-5	.000
Don Meredith	2	1-1	.500
Troy Aikman	1	0-1	.000
Kellen Moore	1	0-1	.000

Dak Prescott Career 400-Yard Games

Date/Opp	Att	Com	Yards	W/L
10/4/20 vs. Cle	58	41	502	L
9/27/20 at Sea	57	37	472	L
10/6/19 vs. GB	44	27	463	L
12/9/18 vs. Phi	54	42	455	W
9/20/20 vs. Atl	47	34	450	W
10/17/21 at NE	51	31	445	W
11/17/19 at Det	46	29	444	W
9/8/19 vs. NYG	32	25	405	W
9/9/21 at TB	58	42	403	L

Prescott is the only quarterback in Cowboys history to pass for 400 yards in consecutive games, and his three-game streak is tied for the longest streak in NFL history with Ryan Fitzpatrick (2018).

Prescott set an NFL record by passing for at least 450 yards in three straight games (9/20/20 vs. Atl - 10/4/20 vs. Cle), surpassing Jameis Winston (two game streak in 2019):

Player	Season	Games	Yards	TD	W/L
Dak Prescott	2020	3	1,424	8	1-2
Jameis Winston	2019	2	914	8	2-0

Prescott's 1,424 yards over the three-game stretch (9/20/20 vs. Atl - 10/4/20 vs. Cle) are the most by any NFL quarterback over a three-game stretch in league history.

★ COMPLETE CONTROL ★

Dak Prescott ranks third in completion percentage in 2021, recording a career-best 69.6% completion rate so far:

Highest Completion Percentage Among QBs in 2021

Player	Att	Comp	Yards	Pct	TD	Rating
Kyler Murray	256	186	2,276	72.7%	17	110.4
Mac Jones	349	245	2,540	70.2%	14	94.7
Dak Prescott.....	329	229	2,557	69.6%	20	103.9
Teddy Bridgewater.....	321	222	2,389	69.2%	14	98.8
Joe Burrow	315	215	2,645	68.3%	21	101.6

Prescott has been extremely accurate, but not at the detriment of pushing the ball down field, passing for 2,557 yards and 7.77 yards-per-attempt on the year. His completion percentage would rank second in single-season team history:

Highest Single-Season Comp.%, Cowboys History

Player	Season	Comp	Attempts	Comp%
Tony Romo	2014	304	435	69.9%
Dak Prescott.....	2021	229	329	69.6%
Troy Aikman.....	1993	271	392	69.1%
Dak Prescott.....	2016	311	459	67.8%
Dak Prescott.....	2018	356	526	67.7%

Drew Brees holds the NFL record for completion percentage in a season, 74.4% in 2018.

★ YOU COMPLETE ME ★

Dak Prescott completed 23-of-27 passes in Week 2 against the Chargers (9/19), registering a completion percentage of 85.2% that ranks second in the league in 2021 (Baker Mayfield, 90.5% vs. Hou) and fourth in his career in a single game.

Prescott Career Games with 85.0% Completion Percentage

Date/Opp	Att	Comp	Yards	Pct	TD	INT
12/18/16 vs. TB	36	32	279	88.9%	0	0
9/15/19 at Was	30	26	269	86.7%	3	1
11/29/18 vs. NO	28	24	249	85.7%	1	0
9/19/21 at LAC.....	27	23	237	85.2%	0	1

Since he entered the league in 2016, Prescott's four games with a completion percentage over 85.0% are tied for the most by any quarterback:

Games with 85.0% Completion Percentage, NFL Since 2016

Player	Games	W/L
Dak Prescott.....	4	4-0
Derek Carr	4	3-1
Drew Brees	3	3-0
Lamar Jackson	3	3-0

★ MULTIPLE TD MAESTRO ★

Dak Prescott threw three touchdown passes in four consecutive games, starting against Philadelphia (9/27) through the game at New England (10/17). Prescott is the first player in Cowboys history to record four consecutive games with three-or-more touchdowns through the air. It was the longest streak in the NFL in 2021 and was tied for the 11th-longest in league history:

Longest Streak of Games with Three TD Passes - NFL

Player	Gms	Player	Gms
Tom Brady (2007)	10	Peyton Manning (2012).....	5
Andrew Luck (2018)	8	Aaron Rodgers (2011).....	5
Peyton Manning (2004)	8	Steve Young (1998).....	5
Dan Marino (1986-87)	7	Bobby Layne (1951).....	5
Russell Wilson (2015).....	5	Dak Prescott (2021).....	4
Aaron Rodgers (2012-13).....	5	Many others tied.....	4

Prescott had an active streak of six consecutive games with multiple touchdown passes that broke at Kansas City (11/21) - the longest streak of his career. The six-game clip is also tied for the third-longest in Cowboys history:

Longest Cowboys Streaks with Multiple TD Passes

Player	Gms	Player	Gms
Don Meredith (1965-66)	13	Tony Romo (2007).....	6
Tony Romo (2006-07).....	7	Danny White (1983)	6
Dak Prescott (2021)	6	Seven instances	5

★ THIRD DOWN DARLING ★

Dak Prescott has been clutch on third down so far in 2021, completing 65.8% of his passes - sixth-highest rate among all QBs - and recording the sixth-highest passer rating in the league.

Quarterback Passer Rating on Third Downs in 2021

Player	Att	Comp	Yards	Pct	TD	Rating
Kyler Murray	58	38	559	65.5%	8	122.1
Aaron Rodgers	81	51	687	63.0%	9	116.6
Kirk Cousins	107	71	885	66.4%	7	113.6
Matthew Stafford	78	50	740	64.1%	6	110.0
Tom Brady	79	46	574	58.2%	11	109.9
Dak Prescott.....	79	52	656	65.8%	5	107.4

Prescott's ability to make the play that extends the drive on third down should not be overlooked, as he is posting a first down on 38-of-79 third down attempts in 2021 - the fourth-highest percentage in the league:

First Down Passing Percentage on Third Downs in 2021

Player	Att	Comp	Yards	1stD	1stD Pct
Matt Stafford	78	50	740	42	53.8%
Patrick Mahomes.....	97	63	744	49	50.5%
Josh Allen	86	47	606	42	48.8%
Dak Prescott.....	79	52	656	38	48.1%
Joe Burrow	88	61	771	42	47.7%

Due in large part to Prescott's proficiency, the Cowboys have been good on third downs so far in 2021, converting 44.3% (58-of-131) of their third down tries - seventh in the NFL. There has only been one Cowboys team to finish a season with a third down percentage above 50.0% in franchise history - the 1978 team that converted 50.2% of its third down attempts:

Highest Cowboys Third Down Conversion Percentage

Season	Att	Conv	Pct
1. 1978	235	118	50.2%
2. 1979	241	120	49.8%
3. 1980	243	120	49.4%
4. 2006	205	100	48.8%
5. 2014	201	95	47.3%
12. 2021	131	58	44.3%

Below is a breakdown of the Cowboys third down conversions by distance in 2021:

3rd & Short (<4 Yds)	3rd & Med (4-6 Yds)	3rd & Long (>6 Yds)	3rd & 10+
29-43 (67.4%)	18-33 (54.5%)	11-55 (20.0%)	4-27 (14.8%)
Rank: 10th	Rank: 3rd	Rank: 26th	Rank: 22nd

★ GUESS WHO'S DAK ★

Dak Prescott has returned from his 2020 season-ending ankle injury with a renewed purpose and focus in 2021, and he ranks sixth in the NFL in passer rating on his comeback tour:

2021 NFL Quarterback Rating

Player	Att	Cmp	Pct	Yds	TD	Int	Ratio	Rate
Kyler Murray	256	186	72.7	2,276	17	7	2.43	110.4
Aaron Rodgers ..	328	219	66.8	2,571	21	4	5.25	106.6
Kirk Cousins	374	255	68.2	2,775	21	2	10.50	106.3
Tom Brady	377	254	67.4	2,870	27	7	3.86	106.1
Matt Stafford	362	245	67.7	3,014	24	8	3.00	106.1
Dak Prescott.....	329	229	69.6	2,557	20	7	2.86	103.9

Perhaps most impressive is Prescott's late game prowess, as he ranks second with a 119.2 passer rating in the second half/OT:

2021 QB Passer Rating in Second Half/OT

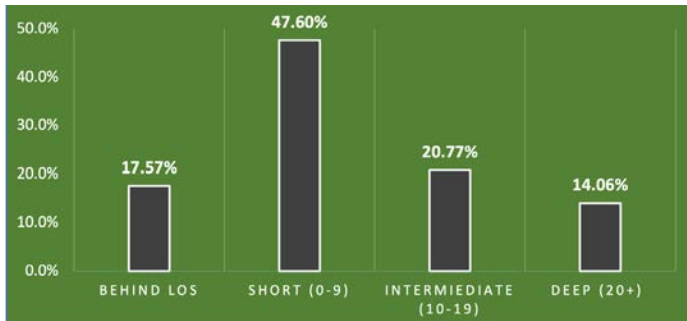
Player	Att	Comp	Yards	Pct	TD	Rating
Matthew Stafford	169	114	1,534	67.5%	11	117.8
Tom Brady	169	121	1,300	71.6%	11	113.0
Dak Prescott.....	149	106	1,190	71.1%	11	110.9
Aaron Rodgers	142	94	1,243	66.2%	11	110.7

445

Dak Prescott threw for 445 yards at New England (10/17) in Week 6 - the most passing yards ever allowed by a Bill Belichick-coached Patriots defense - a span of 21 years and 336 games.

★ PASSING DEPTH CHART ★

Below is a chart detailing Dak Prescott's attempts by distance for the 2021 season, per *Pro Football Focus*:



Outside Left	Between Numbers	Outside Right
5/14 127 0 TD, 0 INT 69.6 NFL	5/12 146 1 TD, 2 INT 75.7 NFL	5/18 173 4 TD, 1 INT 83.6 NFL
14/20 183 4 TD, 0 INT 138.1 NFL	16/28 258 0 TD, 3 INT 48.5 NFL	10/17 144 4 TD, 0 INT 126 NFL
23/34 252 1 TD, 1 INT 86.9 NFL	65/77 618 3 TD, 0 INT 113.1 NFL	35/38 313 2 TD, 0 INT 118.5 NFL
22/24 148 0 TD, 0 INT 92.4 NFL	16/18 110 0 TD, 0 INT 92.1 NFL	13/13 85 1 TD, 0 INT 119.6 NFL

Statistics: COM/ATT
YDS (YAC)

★ ELITE COMPANY ★

Dak Prescott has thrown 20 touchdown passes through his first nine games of 2021. He is tied for the third-most passing touchdowns through the first nine games played in any season in team history:

Most TD Passes Through Nine Games, Team History

Player	Season	Gms Played	Pass TD
Tony Romo	2007	9	23
Don Meredith	1966	9	21
Dak Prescott	2021	9	20
Tony Romo	2013	9	20
Danny White	1983	9	19
Dak Prescott	2019	9	18
Danny White	1980	9	17
Six instances	--	--	16

★ HOME SWEET HOME ★

Dak Prescott has a 28-12 record as the starting quarterback when he plays at home in the confines of AT&T Stadium:

Prescott Home Stadium Stats by Season

Season	W-L	Att	Comp	Yards	Pct	TD	INT
2016	7-1	248	172	1,976	69.4	11	1
2017	3-5	258	160	1,627	62.0	11	9
2018	7-1	248	179	1,995	72.2	14	3
2019	5-3	286	190	2,620	66.4	20	7
2020	2-1	126	89	1,118	70.6	5	2
2021	4-1	150	100	1,256	66.7	14	2
Totals	28-12	1,316	890	10,592	67.6	75	24

Prescott's 28 wins at home since the start of 2016 are tied for third in the league:

Player	Wins	Win%	Player	Wins	Win%
Tom Brady	33	.805	Russell Wilson	28	.667
Aaron Rodgers	32	.833	Drew Brees	26	.722
Dak Prescott	28	.700	Kirk Cousins	26	.591

★ NFC OFFENSIVE POTW X4 ★

Dak Prescott earned NFC Offensive Player of the Week honors for his Week 6 performance in the comeback victory over New England (10/17/21). Prescott threw for 445 yards and three touchdowns - the most yards ever against a Bill Belichick Patriots defense - marking the fourth-consecutive three-touchdown day for Prescott. Included in his three touchdowns was the overtime game-winner to CeeDee Lamb, cementing Prescott's 17th career game-winning drive and Dallas' first win in Foxboro since 1986.

Prescott also earned NFC Offensive Player of the Week honors for his Week 1, 2019 performance against the N.Y. Giants (9/8/19), again in Week 12, 2019 after commanding a road victory over the Detroit Lions (11/17/19), and then Prescott carried the Cowboys to a comeback victory from a 20-point deficit at home against the Falcons (9/20/20) in Week 2 of the 2020 season.

Prescott joins Troy Aikman and Tony Romo as the only Cowboys quarterbacks to earn three player of the week awards:

Cowboys Career NFC Offensive Player of the Week Awards

Player	Position	POTW Awards
Emmitt Smith	RB	11
Troy Aikman	QB	9
Tony Romo	QB	5
Michael Irvin	WR	4
Dak Prescott	QB	4
Drew Bledsoe	QB	2
Amari Cooper	WR	2

★ WHAT A RUSH! ★

Cooper Rush became the 44th quarterback to start a game for the Cowboys when he took the reins for an injured Dak Prescott at Minnesota (10/31). Rush showed good command of the offense, leading Dallas to a comeback victory on the road while throwing for 325 yards and two touchdowns - the second-most yards in a first career start by a Cowboy, trailing only Gary Hogeboom's 343 yards at the LA Rams in 1984 (9/3).

Most Passing Yards By a Cowboy in First Career Start

Player	Yards	Opponent/Date
Gary Hogeboom	343	at LA Rams, 9/3/84
Cooper Rush	325	at Minnesota, 10/31/21
Steve Pelluer	271	at Denver, 10/5/86
Tony Romo	270	at Carolina, 10/29/06
Garrett Gilbert	243	vs. Pittsburgh, 11/8/20

The yardage total is also the sixth-most yards by a quarterback in his first start as a Cowboy:

Most Passing Yards in First Cowboys Start

Player	Yards	Opponent/Date
Jon Kitna	379	vs. Jacksonville, 10/31/10
Kyle Orton	358	vs. Philadelphia, 12/29/13
Vinny Testaverde	355	at Minnesota, 9/12/04
Eddie LeBaron	345	vs. Pittsburgh, 9/24/60
Gary Hogeboom	343	at LA Rams, 9/3/84
Cooper Rush	325	at Minnesota, 10/31/21

Rush became the first Cowboy to win his first career start at quarterback since Stephen McGee defeated the Eagles 14-13 in Philadelphia (1/2/11), leading Dallas on an eight-play, 75-yard drive with 2:51 left in the game that culminated in Rush's touchdown toss to Amari Cooper to give Dallas the go-ahead score and the win. Rush is just the fourth Cowboys passer to lead a game-winning drive in his first-career start:

Cowboys QBs To Lead a Game-Winning Drive in First-Career Start

Player	Opponent/Date
Gary Hogeboom	at LA Rams, 9/3/84
Tony Romo	at Carolina, 10/29/06
Stephen McGee	at Philadelphia, 1/2/11
Cooper Rush	at Minnesota, 10/31/21



12.0%

Ezekiel Elliott eats up yards in big portions when he carries the ball, recording 188 rushes of 10-plus yards in his career. Elliott has averaged a big-play rush on 12.0% of his career carries, eighth among all active running backs and 24th all-time.

★ KING EZEKIEL ★

After leading the league in rushing as a rookie in 2016, Ezekiel Elliott finished 10th in the NFL in 2017 despite missing six games. He once again won the NFL rushing title in 2018 and finished fourth in 2019. He finished 2020 10th in rushing among running backs, 11th overall, and in 2021 he ranks sixth in the NFL.

Elliott became the second Cowboy, 11th player, fifth since the merger, to win the rushing title twice in his first three seasons:

Rushing Titles in Two of First Three Seasons

Player	Seasons	Player	Season
Byron White, Pit/Det	1938, 40	Earl Campbell, Hou	1978-80
Bill Dudley, Pit	1942, 46	Eric Dickerson, LAR	1983-84
Bill Paschal, NYG	1943, 44	Emmitt Smith, Dal	1991-92
Jim Brown, Cle	1957-59	Eggin James, Ind	1999-00
Cookie Gilchrist, Buf	1962, 64	Ezekiel Elliott, Dal	2016, 18
Jim Nance, Bos	1966-67		

In team history, Elliott became only the second Cowboy to win the rushing title in multiple seasons, joining Emmitt Smith (four):

Dallas Cowboys Rushing Title Winners

Player	Season	Yards	Player	Season	Yards
Emmitt Smith	1991	1,563	DeMarco Murray	2014	1,845
Emmitt Smith	1992	1,713	Ezekiel Elliott	2016	1,631
Emmitt Smith	1993	1,486	Ezekiel Elliott	2018	1,434
Emmitt Smith	1995	1,773			

Elliott ranks second in the NFC with 695 rushing yards in 2021, and his total ranks sixth among all NFL rushers:

2021 NFL Rushing Leaders

Player	Att	Yards	Avg	TD	1st	1stD%
Jonathan Taylor	193	1,122	5.8	13	68	35.2%
Derrick Henry	219	937	4.3	10	49	22.4%
Nick Chubb	142	851	5.9	6	42	29.6%
Joe Mixon	180	759	4.2	9	35	19.4%
Dalvin Cook	161	734	4.6	4	42	26.1%
Ezekiel Elliott	151	695	4.6	7	36	23.8%
Najee Harris	188	685	3.6	5	40	21.3%

★ THE BOOK OF EZEKIEL ★

For only the second time in franchise history, the Dallas Cowboys used a top-five pick on a running back when they chose Ezekiel Elliott out of Ohio State with the fourth overall selection in the 2016 NFL Draft. Dallas selected Tony Dorsett with the second pick in the 1977 NFL Draft.

In his first season, Elliott produced seven 100-yard rushing games - most by a Cowboys rookie all-time and tied for the most in the NFL in 2016. He owns 30 for his career to rank third all-time in team history.

Dallas is 26-4 when Elliott tops 100 yards on the ground:

Ezekiel Elliott 100-yard Rushing Games (30 total)

Yds	Opp	W/L	Date	Yds	Opp	W/L	Date
159	TB	W	12/18/16	121	WAS	W	11/22/18
157	@GB	W	10/16/16	117	LAR	W	12/15/19
152	DET	W	9/30/18	116	GB	L	10/8/17
151	@Phi	W	11/11/18	114	@Pit	W	11/13/16
150	@Was	W	10/29/17	113	PHI	W	12/9/18
147	@SF	W	10/22/17	111	@Was	W	9/15/19
143	Car	W	10/3/21	111	PHI	W	10/20/19
140	CHI	W	9/25/16	110	NYG	W	10/10/21
139	@NYG	W	11/4/19	107	@NYG	L	12/11/16
138	@SF	W	10/2/16	105	PHI	W	12/27/20
134	CIN	W	10/9/16	105	@NYJ	L	10/13/19
127	@Sea	L	9/23/18	104	NYG	W	9/10/17
125	MIA	W	9/22/19	106	JAX	W	10/14/18
122	@Atl	W	11/18/18	103	@Phi	W	12/31/17
122	WAS	W	12/29/19	103	@Min	W	11/22/20

Career 100-Yard Rushing Games

Player Games

Emmitt Smith 76

Tony Dorsett 43

Ezekiel Elliott 30

Elliott set a franchise rookie record with 12 games of 20-plus carries, which was also the most by any NFL rusher in 2016. He has 40 career games with 20-plus carries. Dallas is 30-10 during those contests:

Ezekiel Elliott 20-plus Carry Games (40 total)

Opp	Date	Att	Yds	W/L	Opp	Date	Att	Yds	W/L
@Was	10/19/17	33	150	W	@Atl	11/18/18	23	122	W
CHI	9/25/16	30	140	W	NO	11/29/18	23	76	W
GB	10/8/17	29	116	L	@Was	9/15/19	23	111	W
@GB	10/16/16	28	157	W	PHI	10/20/19	22	111	W
PHI	12/9/18	28	113	W	PHI	10/30/16	22	96	W
@NYJ	10/13/19	28	105	L	@Ari	9/25/17	22	80	W
KC	11/5/17	27	93	W	@LAR	9/13/20	22	96	L
@Phi	12/31/17	27	103	W	ATL	9/20/20	22	89	W
WAS	11/22/18	26	121	W	@NE	11/24/19	21	86	L
@SF	10/22/17	26	147	W	@Was	9/18/16	21	83	W
DET	9/30/18	25	152	W	@Pit	11/13/16	21	114	W
BAL	11/20/16	25	97	W	LAR	10/1/17	21	85	L
@NYG	12/11/16	24	107	L	@Min	11/22/20	21	103	W
NYG	9/10/17	24	104	W	NYG	10/10/21	21	110	W
SEA	12/24/17	24	97	L	NYG	9/11/16	20	51	L
JAX	10/14/18	24	106	W	WAS	11/20/16	20	97	W
LAR	12/15/19	24	117	W	@Min	12/1/16	20	86	W
@NYG	11/4/19	23	139	W	@Hou	10/7/18	20	54	L
@SF	10/2/16	23	138	W	MIN	11/10/19	20	47	L
TB	12/18/16	23	159	W	Car	10/3/21	20	143	W

★ KEEP IT ¹⁰⁰ ★

Ezekiel Elliott has posted 30 games with at least 100 rushing yards since 2016 - most in the NFL during that time:

100-Yard Rushing Games - 2016-21

Player Games

Ezekiel Elliott, Dal **30**

Derrick Henry, Ten 25

Nick Chubb, Cle 21

Elliott has two 100-yard outings in 2021, which is tied for seventh:

100-Yard Rushing Games - 2021

Player	Games	Player	Games
Jonathan Taylor	6	Damien Harris	3
Derrick Henry	5	Eli Mitchell	3
Nick Chubb	4	Ezekiel Elliott	2
Dalvin Cook	3	Six others tied	2

★ EZEKIEL ELLIOTT RUSHING TOUCHDOWNS BY TEAM ★



★ BIG-PLAY RUNS ★

Since entering the league in 2016, Ezekiel Elliott has posted the most "big-play" runs of 10-plus yards:

Big-Play Runs - 2016-21

Player	10+ Runs
Ezekiel Elliott, Dal	188
Derrick Henry, Ten	173
Melvin Gordon III, LAC/Den	137

In fact, Elliott has recorded a 10-plus yard run on 12.0% of his career carries, which ranks eighth in the NFL among active running backs and 24th in NFL history (min. 750 att):

Career Big-Play Run Percentage - Active Running Backs

Player	10+ Run%	Player	10+ Run%
Nick Chubb	15.8%	Adrian Peterson	12.5%
Kareem Hunt	13.2%	Aaron Jones	12.3%
Dalvin Cook	13.0%	Derrick Henry	12.3%
Alvin Kamara	12.6%	Ezekiel Elliott	12.0%

Elliott is tied for eighth among running backs in big-play runs in 2021 with 18:

Player	10+ Runs	Player	10+ Runs
Jonathan Taylor	30	Eli Mitchell	19
Nick Chubb	29	Joe Mixon	19
Dalvin Cook	25	Ezekiel Elliott	18
Derrick Henry	20	D'Andre Swift	18
Darrell Henderson Jr. ...	19	Javonte Williams	18

★ ALL I DO IS SCORE ★

Ezekiel Elliott's penchant for scoring touchdowns has put him in rarefied company, and with his rushing touchdown against Carolina (10/3), he became just the fifth player in NFL history to post 50 rushing touchdowns and 10 receiving touchdowns in the first 75 games of a career:

Players with 50 Rush TD and 10 Rec TD in First 75 Games

Player	Rush TD	Rec TD	Total TD
Jim Brown	68	11	79
Marcus Allen	52	15	67
Arian Foster	53	13	66
Todd Gurley II	59	12	71
Ezekiel Elliott	50	10	60

Elliott is the second Cowboys rusher to reach 50 scores on the ground in 75 games played, joining Emmitt Smith.

★ BY LAND AND BY AIR ★

Ezekiel Elliott rushed for a 13-yard score and caught a four-yard pass for a touchdown against the N.Y. Giants (10/10). It was Elliott's eighth career game with a touchdown on the ground and through the air, third-most in the league since 2016:

Games with Rush TD & Rec TD Since 2016

Player	Team	Seasons	Games
Christian McCaffrey	CAR	2017-21	9
Alvin Kamara	NO	2017-21	9
Ezekiel Elliott	DAL	2016-21	8
David Johnson	ARZ/HOU	2016-21	6
Kareem Hunt	KC/CLE	2016-21	6

★ AIR & GROUND ★

Ezekiel Elliott has proven himself a dual-threat throughout his career, establishing a club record for the most games with 100 rush yards and 50 receiving yards in Cowboys history:

100 Rush Yds & 50 Rec. Yds Games

Player	Games
Ezekiel Elliott	5
Tony Dorsett	4
Herschel Walker	4
Emmitt Smith	4

His five career games with at least 100 rushing yards and 50 receiving yards are also tied for the most by any league rusher since he entered the NFL in 2016 (Christian McCaffrey):

Player	Games	Player	Games
Ezekiel Elliott	5	James Conner	4
Christian McCaffrey	5	Todd Gurley	4
Le'Veon Bell	4	Four players tied	3

Elliott is also the second player in team history with 1,000 rushing yards and 500 receiving yards in a single season, joining Herschel Walker (1988):

1,000 Rush Yds & 500 Rec. Yds

Player	Season	Rush	Rec	Total
Herschel Walker	1988	1,514	505	2,019
Ezekiel Elliott	2018	1,434	567	2,001

Elliott was voted FedEx Ground Player of the Week for his Week 4 performance against Carolina (10/3/21), when he tallied 143 rushing yards on 20 carries.

★ ALWAYS HUNGRY ★

Dak Prescott and Ezekiel Elliott entered the NFL as part of the Cowboys 2016 Draft class and have shared a bond ever since. Since 2016, Prescott and Elliott have connected for the eighth-most touchdown hookups between a quarterback/running back duo in the NFL with 10 touchdowns:

Players	Team	TDs
Tom Brady/James White	NE	20
Philip Rivers/Austin Ekeler	LAC	14
Drew Brees/Alvin Kamara	NO	14
Jared Goff/Todd Gurley II	LAR	12
Cam Newton/Christian McCaffrey	Car	11
Matt Ryan/Tevin Coleman	Atl	11
Philip Rivers/Melvin Gordon III	LAC	11
Dak Prescott/Ezekiel Elliott	Dal	10
Aaron Rodgers/Aaron Jones	GB	9

Elliott has 11 touchdown catches in his career, which ties him with Emmitt Smith, Preston Pearson and Timmy Newsome for fourth all-time by a running back in Cowboys history:

Most Touchdown Catches by a Cowboys Running Back

Player	Seasons	Rec	Yds	Rec TDs
Dan Reeves	1965-72	129	1,693	17
Daryl Johnston	1989-99	294	2,227	14
Tony Dorsett	1977-87	382	3,432	13
Ezekiel Elliott	2016-21	273	2,161	11
Timmy Newsome	1980-88	212	1,966	11
Preston Pearson	1975-80	189	2,274	11
Emmitt Smith	1990-02	486	3,012	11

★ GO AHEAD TD GLUTTON ★

Ezekiel Elliott has been a touchdown machine for the Cowboys, and he has been extra hungry in the pivotal moments of games, scoring 26 touchdowns to put the Cowboys ahead in the game since his rookie season - the third-most go ahead touchdowns of any non-passer in the NFL:

Go Ahead Rush and Rec TDs - 2016-21

Player	Rush TD	Rec TD	Total TDs
Davante Adams	0	28	28
Melvin Gordon	22	5	27
Ezekiel Elliott	22	4	26
Derrick Henry	22	0	22
Todd Gurley	15	6	21
Tyreek Hill	2	19	21
Alvin Kamara	13	6	19
Travis Kelce	1	18	19
Amari Cooper	0	18	18
Aaron Jones	12	5	17

★ ALL-TIME COWBOYS RUSHERS ★

Below are Ezekiel Elliott's rankings in several key offensive categories in Cowboys history:

RUSH ATTEMPTS

Emmitt Smith	4,052
Tony Dorsett	2,755
Ezekiel Elliott	1,564
Don Perkins	1,500

RUSH YARDS

Emmitt Smith	17,162
Tony Dorsett	12,036
Ezekiel Elliott	7,079
Don Perkins	6,217

YARDS-PER-ATTEMPT

DeMarco Murray	4.85
Ezekiel Elliott	4.53
Tony Dorsett	4.37
Walt Garrison	4.32

RUSHING TOUCHDOWNS

Emmitt Smith	153
Tony Dorsett	72
Ezekiel Elliott	53

SCRIMMAGE YARDS

Emmitt Smith	20,174
Tony Dorsett	15,468
Jason Witten	12,977
Michael Irvin	11,910
Ezekiel Elliott	9,240

SCRIMMAGE YPG

Ezekiel Elliott	114.1
DeMarco Murray	108.0
Emmitt Smith	100.4
Tony Dorsett	98.5

TOTAL TOUCHDOWNS

Emmitt Smith	164
Tony Dorsett	86
Bob Hayes	76
Dez Bryant	75
Jason Witten	72
Michael Irvin	65
Ezekiel Elliott	64

★ HUNGRY? GRAB SCRIMMAGE YARDS ★

Ezekiel Elliott ranked eighth among running backs - 15th overall - in the NFL with 1,317 scrimmage yards in 2020, and ranks eighth in 2021 with 899:

Scrimmage Yards by Running Backs in 2021

Player	Team	Rush Yds	Rec Yds	Tot Yds
Jonathan Taylor	Ind	1,122	322	1,444
Derrick Henry	Ten	937	154	1,091
Najee Harris	Pit	685	337	1,022
Austin Ekeler	LAC	573	405	978
D'Andre Swift	Det	555	420	975
Joe Mixon	Cin	759	194	953
Nick Chubb	Cle	851	83	934
Ezekiel Elliott	Dal	695	204	899
Dalvin Cook	Min	734	138	872
Alvin Kamara	NO	530	310	840

Elliott also leads all players in scrimmage yards since he entered the league in 2016 and is the only player in the NFL with at least 7,000 rushing yards and 2,000 receiving yards in that time:

Scrimmage Yards Leaders Since 2016

Player	Rush Yds	Rec Yds	Tot Yds
Ezekiel Elliott	7,079	2,161	9,240
Derrick Henry	6,797	846	7,643
Melvin Gordon III	5,107	2,000	7,107
Todd Gurley II	4,976	2,066	7,042
Alvin Kamara	3,870	3,134	7,004

Elliott ranks fourth in scrimmage yards-per-game among all players in the Super Bowl era:

Player	Scr. Yds/G	Player	Scr. Yds/G
Billy Sims	119.6	Terrell Davis	113.9
Barry Sanders	118.9	Dalvin Cook	113.9
C. McCaffrey	115.2	Walter Payton	111.9
Ezekiel Elliott	114.1	Arian Foster	110.9

★ KEEP IT ¹⁰⁰ PART 2 ★

Ezekiel Elliott does not discriminate when it comes to 100-yard games, gobbling up yards on the ground and in the air throughout his career to the tune of 48 games with 100 scrimmage yards - by far the most of any player in the NFL since 2016:

100 Scrimmage Yard Games - 2016-21

Player	Games
Ezekiel Elliott, Dal	48
Alvin Kamara, NO	33
Christian McCaffrey, Car	32
Julio Jones, Atl/Ten	31
Derrick Henry, Ten	30

In fact, Elliott's 48 games with 100 scrimmage yards rank 15th by any player in the first six years of a career:

100 Scrimmage Yard Games - First Six NFL Seasons

Player	Games	Player	Games
Eric Dickerson	64	Matt Forte	50
Edgerrin James	62	Steven Jackson	50
LaDainian Tomlinson	60	Ricky Watters	50
Emmitt Smith	59	Clinton Portis	49
Marcus Allen	55	Ezekiel Elliott	48
Adrian Peterson	55	Shaun Alexander	47
Thurman Thomas	55	Ottis Anderson	47
Curtis Martin	54	Arian Foster	47
Barry Sanders	53	LeSean McCoy	47
Marshall Faulk	51	Chris Johnson	46

Elliott's 48 games with 100 scrimmage yards rank third in Cowboys history, recently passing Michael Irvin (47):

Dallas Cowboys 100-Yard Scrimmage Games

Player	Career Gms	100-Yd Gms	100-Yd%
Emmitt Smith	201	100	49.8%
Tony Dorsett	157	71	45.2%
Ezekiel Elliott	81	48	59.3%
Michael Irvin	159	47	29.5%
Calvin Hill	73	30	41.1%

★ MOVE THE CHAINS ★

Ezekiel Elliott was the engine that kept the Cowboys offense moving in 2020, accounting for 82 total first downs on the year - the fifth-most first downs in the league. Elliott has 47 total first downs in 2021 and ranks eighth with 36 rushing first downs:

Most Rushing First Downs by Running Backs in 2021

Player	Rush Att	Rush 1st	1st%
Jonathan Taylor	193	68	35.2%
Derrick Henry	219	49	22.4%
Nick Chubb	142	42	29.6%
Dalvin Cook	161	42	26.1%
Najee Harris	188	40	21.3%
James Conner	146	39	26.7%
Antonio Gibson	154	39	25.3%
Ezekiel Elliott	151	36	23.8%

Elliott is one of the most prolific chain movers at the running back position in recent history, picking up a first down on 25.3% of his 1,564 career carries - a percentage that ranks ninth among all rushers since the data became available in 1994 (*min. 500 att.*):

Highest Rush 1st Down Percentage by RB Since 1994

Player	Att	Yds	1st D	1st D %
Zack Crockett	510	1,701	158	31.0%
Marcus Allen*	726	2,934	195	26.9%
Priest Holmes	1,780	8,172	471	26.5%
Jamaal Charles	1,407	7,563	368	26.2%
Chris Carson	769	3,502	201	26.1%
Sammy Morris	736	3,053	190	25.8%
Marlon Mack	567	2,484	146	25.7%
Alvin Kamara	818	3,870	208	25.4%
Ezekiel Elliott	1,564	7,079	396	25.3%
Brandon Jacobs	1,141	5,094	289	25.3%

*numbers from career stats starting in 1994

★ CONSUMMATE CONSUMER ★

Ezekiel Elliott's first five NFL seasons have put him in the upper echelon of running backs at the outset of a career, as he is one-of-four players in NFL history to record 1,200 scrimmage yards and seven touchdowns in each of his first five years:

Players with 1,200 Yards and Seven TDs in First Five Years

Player	Seasons	Total Yards	Total TD
Ricky Watters	1992-96	7,852	58
Randy Moss	1998-02	6,884	60
LaDainian Tomlinson	2001-05	9,753	80
Ezekiel Elliott	2016-20	8,341	56

Elliott surpassed 9,000 career scrimmage yards at Minnesota (10/31), becoming the 25th player to reach the mark in his first six NFL seasons, but the fifth-fastest in the Super Bowl era by accomplishing the feat in only 78 career games:

Fastest Players to 9,000 Scrimmage Yards

Player	Games	Touches	Total Yards
Edgerrin James	72	1,929	9,096
LaDainian Tomlinson	72	1,874	9,020
Eric Dickerson	73	1,849	9,072
Le'Veon Bell	75	1,802	9,076
Ezekiel Elliott	78	1,792	9,040

Elliott also eclipsed 7,000 rushing yards against Denver (11/7), becoming the 11th NFL player to reach the mark in his first 79 games, and the second Cowboys player (Emmitt Smith, 79 games):

Players With 7,000 Rush Yards in First 79 NFL Games

Player	Rush Att	Rush Yards
Eric Dickerson	1,877	8,820
Earl Campbell	1,729	7,703
Edgerrin James	1,805	7,636
Terrell Davis	1,655	7,607
Barry Sanders	1,571	7,511
Walter Payton	1,676	7,508
Emmitt Smith	1,677	7,460
LaDainian Tomlinson	1,702	7,361
Clinton Portis	1,598	7,323
Adrian Peterson	1,519	7,251
Ezekiel Elliott	1,541	7,006

★ FORWARD MOMENTUM ★

The Dallas Cowboys have a tandem of running backs that are among the best at providing positive yards at every opportunity, with Ezekiel Elliott recording a negative rush on only 5.96% of his 151 carries - the 10th-lowest percentage - and Tony Pollard with two negative rushes on 90 attempts:

Lowest Negative Rush Percentage By RB in 2021

Player	Team	Carries	Stuffs	Stuff %
Jordan Howard	Phi	51	1	1.96%
Tony Pollard	Dal	90	2	2.22%
Chase Edmonds	Ari	76	2	2.63%
Sony Michel	LAR	76	2	2.63%
Mark Ingram II	Hou	137	6	4.38%
AJ Dillon	GB	108	5	4.63%
Darrell Henderson Jr.	LAR	126	6	4.76%
Cordarrelle Patterson ...	Atl	77	4	5.19%
Josh Jacobs	LV	89	5	5.62%
Ezekiel Elliott	Dal	151	9	5.96%

*min. 50 carries

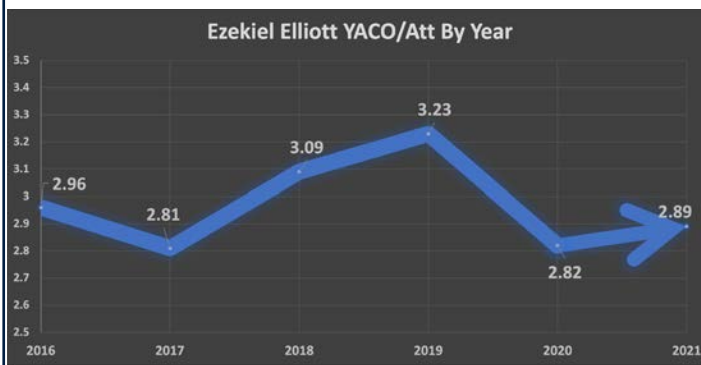
★ BUILT ZEKE TOUGH ★

Ezekiel Elliott was a bruising force with the ball in his hands in 2020, punishing opposing defenses with 688 yards after contact when he carried the ball - ninth in the NFL (per *PFF*). Elliott ranks eighth in the NFL in 2021 with 437 yards after contact:

Player	Team	Rush	Yards	YACO	YACO/Att
Derrick Henry	Ten	219	937	728	3.32
Jonathan Taylor	Ind	193	1,122	726	3.76
Nick Chubb	Cle	142	851	625	4.40
Joe Mixon	Cin	180	759	560	3.11
Najee Harris	Pit	189	666	502	2.66
Eli Mitchell	SF	116	560	467	4.03
Dalvin Cook	Min	162	734	448	2.77
Ezekiel Elliott	Dal	151	695	437	2.89

Elliott recorded 99 yards after contact in the Week 4 win over Carolina, his most in a single game since Week 15 of the 2019 season against the LA Rams (12/15/19), when he had 104 yards.

He is averaging 2.89 yards after contact per-attempt in 2021:



★ MR. TOUCHDOWN ★

Ezekiel Elliott reached 50 career touchdowns - 41 rushing and nine receiving - in the 2020 season opener at the LA Rams. He currently sits at 59 scores, the 11th Cowboy to reach 50 career touchdowns and the fourth to do so in his first five seasons, joining Emmitt Smith (75), Dez Bryant (58) and Bob Hayes (53):

Cowboys Players with 50 TDs Through First Five Years

Player	Gms	Rush TD	Rec TD	Ret TD	Tot TD
Emmitt Smith	77	71	4	0	75
Dez Bryant	75	0	56	2	58
Ezekiel Elliott	71	46	10	0	56
Bob Hayes	64	1	49	3	53

Elliott's 64 touchdowns since 2016 are tied for fifth in the NFL, fourth among running backs.

★ GIVE HIM 200 ★

Ezekiel Elliott owns four 200 scrimmage yard games in his career - tied with DeMarco Murray and Emmitt Smith for the most such games in Cowboys history. Marshall Faulk owns the NFL record with 14 200-yard games.

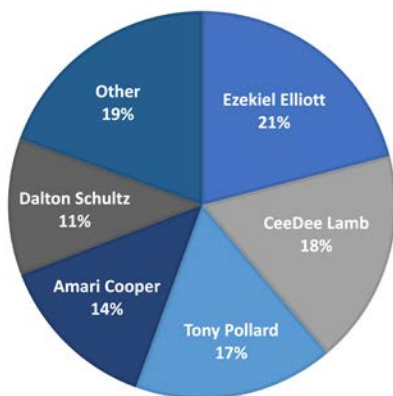
Ezekiel Elliott 200-Yard Games

Date/Opp	Rush Yds	Rec Yds	Tot Yds
9/30/18 vs. Det.....	152	88	240
10/22/17 at SF.....	147	72	219
11/13/16 at Pit.....	114	95	209
11/18/18 at Atl.....	122	79	201

★ DIVIDING UP THE PIE ★

Dallas Cowboys Head Coach Mike McCarthy has a plethora of offensive weapons at his disposal. Below is a breakdown of the percentage of yards gained by player in 2021:

Dallas Cowboys Offensive Breakdown - 4,298 Gross Yards



★ TWICE AS NICE ★

The Cowboys rushed for 245 yards in the win against Carolina (10/3), which is just the fifth time that Dallas has totaled 245-or-more rushing yards in a single game since 2000. The last time Dallas surpassed 245 rushing yards was against the LA Rams (263, 12/15/19).

Dallas Cowboys Top Rushing Performances Since 2000

Date/Opp	Rush Att.	Rush Yds	Yds/Att
10/23/11 vs. Stl.....	34	294	8.65
10/22/17 at SF.....	43	265	6.16
12/15/19 vs. LAR.....	45	263	5.84
9/20/09 vs. NYG.....	29	251	8.66
10/3/21 vs. Car.....	34	245	7.21

Dallas again topped 200 yards on the ground against the N.Y. Giants, (10/10), giving them a two-game streak eclipsing the 200-yard mark. The Cowboys are one-of-two teams with multiple 200-yard rushing performances in 2021 (Cleveland, two games), and the two-game streak is tied for the longest in team history (eight previous occurrences):

Dallas Cowboys Streaks with 200 Rushing Yards

Streak Dates/Opp	Length	Total RushYds
10/3/21 vs. Car - 10/10/21 vs. NYG.....	2	446
9/15/19 at Was - 9/22/19 vs. Mia.....	2	448
9/20/09 vs. Car - 9/28/09 NYG.....	2	463
10/7/79 at Min - 10/14/79 vs. LAR.....	2	480
10/2/77 vs. TB - 10/9/77 at Stl.....	2	469
12/13/75 vs. Was - 12/21/75 at NYJ.....	2	450
12/16/73 at Stl - 9/15/74 at Atl.....	2	412
12/3/72 at Stl - 12/9/72 vs. Was.....	2	455
10/28/62 vs. Stl - 11/4/62 at Was.....	2	425

9

Dallas had nine rushes of 10-plus yards against Carolina (10/3), which is tied for the second-highest total in a single game for the Cowboys since 2000. Dallas' highest figure was 10 rushes of 10-or-more yards three different times.

★ CENTURY 21 ★

Ezekiel Elliott continues to defy mediocrity, and had a two-game streak with 100 rushing yards, starting against Carolina (10/3) through the N.Y. Giants (10/10) - his longest streak since a three-game clip in 2019 and tied for the fifth-longest of his career:

Ezekiel Elliott 100-Yard Rushing Streaks

Streak Dates/Opp	Length	Total RushYds
9/25/16 vs. Chi - 10/16/16 at GB.....	4	569
10/13/19 at NYJ - 11/4/19 at NYG.....	3	355
11/11/18 at Phi - 11/22/18 vs. Was.....	3	394
10/8/17 vs. GB - 10/29/17 at Was.....	3	413
10/3/21 vs. Car - 10/10/21 vs. NYG.....	2	253
9/15/19 at Was - 9/22/19 vs. Mia.....	2	236
9/23/18 at Sea - 9/30/18 vs. Det.....	2	279
12/11/16 at NYG - 12/18/16 vs. TB.....	2	266

★ GIVE THEM 100 ★

The Dallas Cowboys offense has put a premium on its rushing attack, and since 2016, the unit has logged the most games (32) with a 100-yard rusher in the NFL:

Games with a 100-Yard Rusher - 2016-21

Team	Games
Dallas.....	32
Tennessee.....	31
Cleveland.....	28
Baltimore/Minnesota....	25

★ SETTING THE TABLE ★

The Dallas Cowboys have been one of the most efficient of offenses in 2021, and a large part of that success stems from their ability to pick up yards on first down, as they rank third in the NFL in percentage of first down plays gaining four-or-more yards:

Team	1stD Plays	4+ Yd Gains	4+ Pct
Las Vegas.....	280	158	56.4%
Washington.....	283	159	56.2%
Dallas.....	309	171	55.3%
Baltimore.....	329	182	55.3%
Jacksonville.....	267	145	54.3%

Dallas' rushing efforts have played a large part in its first down success, as it ranks third in yards-per-carry on first down (5.16) on the sixth-most first down rushes (170), and Cowboys rushers have gained four-plus yards on 52.9% of their first down carries:

First Down Rushes Gaining Four-Plus Yards

Team	1stD Rush	4+ Yd Gains	4+ Pct
Philadelphia.....	164	91	55.5%
Washington.....	140	76	54.3%
Tampa Bay.....	122	66	54.1%
Baltimore.....	163	87	53.4%
Jacksonville.....	120	64	53.3%
Dallas.....	170	90	52.9%
Kansas City.....	159	84	52.8%

Ezekiel Elliott and Tony Pollard both rank in the top-10 in rushing average by running backs on first down in 2021:

Player	1stD Rush	1stD Yds	1stD Avg.
Jonathan Taylor.....	109	721	6.61
Miles Sanders.....	43	260	6.05
Tony Pollard.....	58	340	5.86
Austin Ekeler.....	71	378	5.32
Darrell Henderson Jr.....	78	391	5.01
Eli Mitchell.....	73	363	4.97
Aaron Jones.....	75	370	4.93
Derrick Henry.....	131	639	4.88
Ezekiel Elliott.....	91	441	4.85

Dallas has run the ball on 55.0% of its first down plays (seventh):

First Down Rush Percentage

Team	Rush%	Team	Rush%
Tennessee.....	58.8%	Carolina.....	55.3%
Chicago.....	58.8%	Dallas.....	55.0%
San Francisco.....	58.0%	Atlanta.....	54.7%
Arizona.....	57.9%	New England.....	54.5%
Cleveland.....	57.4%	Cincinnati.....	53.9%

★ SEEING DOUBLE ★

Dallas had two running backs in Ezekiel Elliott (112) and Tony Pollard (103) eclipse 100 scrimmage yards against the N.Y. Giants - the first time Dallas had two running backs over the century mark since 12/5/19 against the LA Rams, and the fifth time since 1989:

Cowboys Running Backs with 100 Scrimmage Yards

Date/Opp	RB1	RB2
10/10/21 vs. NYG	E. Elliott (112)	T. Pollard (103)
12/15/19 vs. LAR	E. Elliott (160)	T. Pollard (143)
9/22/19 vs. Mia	E. Elliott (139)	T. Pollard (128)
9/27/15 vs. Atl	J. Randle (105)	L. Dunbar (105)
9/28/09 vs. Car	F. Jones (114)	T. Choice (118)

★ WHAT CAN ZEKE DO FOR YOU? ★

Ezekiel Elliott had a four-game streak with 100 scrimmage yards, spanning games vs. Philadelphia (9/27) through New England (10/17) - tied for the fourth-longest streak of his career, and it is the second-longest streak by a player in 2021.

Longest Streaks with 100 Scrimmage Yds, Cowboys History

Player	Gms	Player	Gms
Herschel Walker (1987-88)	10	Emmitt Smith (1992)	6
Ezekiel Elliott (2018)	8	Ezekiel Elliott (2016)	5
DeMarco Murray (2014)	8	DeMarco Murray (2013)	5
Emmitt Smith (1993-94)	8	Emmitt Smith (1993)	5
Michael Irvin (1995)	7	Tony Dorsett (1985)	5
Calvin Hill (1973)	7	Tony Dorsett (1981)	5
Ezekiel Elliott (2016)	6	Ezekiel Elliott (2021)	4
Emmitt Smith (1995)	6	Many others tied	4

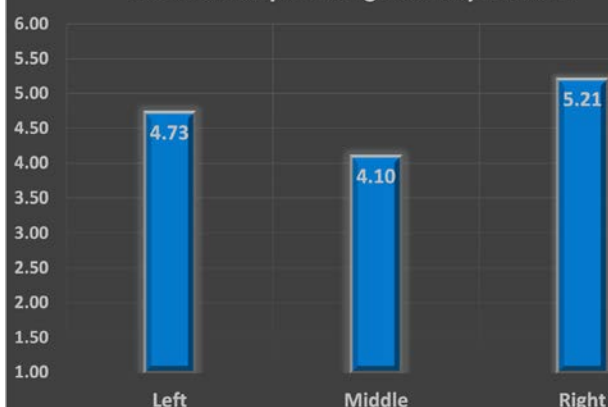
★ YEAH, THAT'S RIGHT ★

The Cowboys rank 10th in the NFL with 287 rush attempts so far in 2021, and on those 287 carries they have recorded 104 runs to the middle of the line, 86 runs to the left and 97 runs to the right. The right side of the line is where they have experienced the most success, averaging 5.21 yards-per-carry over the right side:

Dallas Cowboys Rushing By Location in 2021

	Total Rush	Yards	Yards/Att
Middle	104	426	4.10
Left	86	407	4.73
Right	97	505	5.21

Dallas Cowboys Rushing Attack by Direction



★ COMPLETE BACK ★

Ezekiel Elliott is an integral part in protecting the quarterback in Dallas' passing attack, picking up blitzers and helping combat opposing rushers. Since 2018, he has finished in the top-five in pass block snaps among running backs and has allowed a pressure on very few of those block attempts, posting efficiency numbers above 90.0% every year of his career, per PFF:

Year	Pass Blk Snps	Eff%	Year	Pass Blk Snps	Eff%
2021	37 (20th)	90.9%	2018	88 (5th)	95.2%
2020	99 (1st)	94.0%	2017	43 (23rd)	94.7%
2019	106 (2nd)	93.7%	2016	60 (20th)	95.5%

★ DOUBLE TROUBLE ★

Tony Pollard complements Ezekiel Elliott as a second option in the Cowboys backfield, and in 2021 he has two 100-yard games as a dual threat option, giving him five for his career:

Tony Pollard Career 100-Yard Games

Date/Opp	Rush Yds	Rec Yds	Tot Yds
12/15/19 vs. LAR	131	12	143
9/19/21 at LAC	109	31	140
12/20/20 vs. SF	69	63	132
9/22/19 vs. Mia	103	25	128
10/10/21 vs. NYG	75	28	103

Pollard has 12 rushes of 10-plus yards on the season - 20th in the NFL - on only 90 carries, which at 13.3% ranks as the 12th-highest percentage of 10+ runs in the league (min. 75 carries):

Highest Percentage of 10-Plus Yard Runs by RB in 2021

Player	10+ Run%	Player	10+ Run%
Nick Chubb	20.4%	Jonathan Taylor	15.5%
Javonte Williams	17.5%	Dalvin Cook	15.5%
Eli Mitchell	16.4%	Darrell Henderson Jr ...	15.1%
Chase Edmonds	15.8%	Miles Sanders	13.9%
Christian McCaffrey ...	15.7%	James Robinson	13.4%
Cordarrelle Patterson ..	15.6%	Tony Pollard	13.3%



28%

Tony Pollard has one touchdown and 24 first downs on 90 carries in 2021 and is averaging a first down or touchdown on 27.9% of his carries in 2021 - the 24th-highest percentage among all running backs, min 50 carries.



12

Since Amari Cooper's trade to Dallas in Week 9 of 2018, he has produced 12 touchdown catches of 20-plus yards, tied for second-most in the NFL. In fact, 50.0% of Cooper's 24 regular season touchdowns with Dallas have come from 20-plus yards.

★ THE AMARI EFFECT ★

Amari Cooper has been a reliable target for the Cowboys and has been particularly efficient at moving the chains for the offense, recording 179 first down receptions (seventh) spanning four seasons since his trade to Dallas:

NFL 1st Down Receiving Leaders - Week 9, 2018 to 2021

Player	GP	Rec	Yds	TD	1st	1st%
Travis Kelce, KC	50	328	4,160	27	230	70.1%
DeAndre Hopkins, Ari	47	316	3,841	25	213	67.4%
Davante Adams, GB	44	329	4,046	35	210	63.8%
Keenan Allen, LAC	49	334	3,691	21	205	61.4%
Tyreek Hill, KC	46	272	3,842	35	183	67.3%
DJ Moore, Car	50	252	3,626	13	182	72.2%
Amari Cooper, Dal	50	268	3,611	24	179	66.8%
Stefon Diggs, Min/Buf	48	294	3,872	25	178	60.5%
Mike Evans, TB	47	218	3,523	34	173	79.4%

Cooper has also demonstrated a penchant for scoring touchdowns in his tenure with the Cowboys, posting 24 touchdown receptions - tied for 10th in the NFL - and finding the end zone on 9.0% of his catches:

Wide Receiver Touchdown Leaders - Week 9, 2018 to 2021

Player	Rec	TD	TD%
Davante Adams, GB	329	35	10.6%
Tyreek Hill, KC	272	35	12.8%
Mike Evans, TB	218	34	15.6%
Adam Thielen, Min	201	31	15.4%
Travis Kelce, KC	328	27	8.2%
Stefon Diggs, Min/Buf	294	25	8.5%
DeAndre Hopkins, Hou/Ari	316	25	7.9%
Tyler Lockett, Sea	261	25	9.6%
DK Metcalf, Sea	187	25	13.3%
Amari Cooper, Dal	268	24	9.0%
Cooper Kupp, LAR	281	24	8.5%

Since Cooper joined the Cowboys offense, the team ranks third in third down conversion percentage (45.1%). He leads all Cowboys receivers with 43 receiving first downs on third down in his time with Dallas and has converted 78.2% (43-of-55) of his 55 third down receptions into first downs.

★ COOP CONVERTER ★

Amari Cooper has been a consistent first down machine for the Cowboys in 2021, converting a team-high 32 first downs through the air, a total which is tied for 15th in the NFL. Upon closer examination, Cooper has converted 72.7% of his 44 receptions for a first down, which is the eighth-highest conversion rate in the league this year (min 25 rec):

Highest First Down Reception Pct in 2021

Player	Rec	1stD	1stD %
Emmanuel Sanders	33	26	78.8%
DeAndre Hopkins	35	27	77.1%
Van Jefferson Jr	30	23	76.7%
Dallas Goedert	34	26	76.5%
Tim Patrick	37	28	75.7%
Mike Evans	41	31	75.6%
Robert Woods	45	34	75.6%
Amari Cooper	44	32	72.7%

At Minnesota (10/31) and Tampa Bay (9/9) Cooper converted eight catches for first downs, the second-highest single-game first down total in the league in 2021:

Single-Game First Downs By Individual Player

Player	Date/Opp	Rec	1st	1st%
Davante Adams	9/26/21 at SF	12	9	75.0%
Davante Adams	10/10/21 at Cin	11	9	81.8%
Tyreek Hill	10/3/21 at Phi	11	9	81.8%
Tyreek Hill	11/1/21 vs. NYG	12	9	75.0%
Mark Andrews	10/11/21 vs. Ind	11	8	72.7%
Amari Cooper	9/9/21 at TB	13	8	61.5%
Amari Cooper	10/31/21 at Min	8	8	100.0%
Stefon Diggs	10/18/21 at Ten	9	8	88.9%
Tyreek Hill	9/12/21 vs. Cle	11	8	72.7%
Justin Jefferson	9/26/11 vs. Sea	9	8	88.9%
Cooper Kupp	9/19/21 at Ind	9	8	88.9%
Cooper Kupp	10/24/21 vs. Det	10	8	80.0%
CeeDee Lamb	10/17/21 at NE	9	8	88.9%
Kadarius Toney	10/10/21 at Dal	9	8	88.9%

★ CHECKMATE COOPER ★

Amari Cooper established a career-high 92 catches on the 2020 season, surpassing his previous high of 83:

Season	Team	Rec	Yards	TD
2020	Dallas	92	1,114	5
2016	Oakland	83	1,153	5
2019	Dallas	79	1,189	8
2018	Dal/Oak	75	1,005	7
2015	Oakland	72	1,070	6
2017	Oakland	48	680	7

Cooper's 92 receptions are tied for the eighth-most in single-season team history, and he is only the fourth Cowboys player to eclipse 90 catches in a season:

Cowboys Players to Record 90 Catches in a Season

Player	90-Catch Seasons
Jason Witten	4 (2007, 09, 10, 12)
Dez Bryant	2 (2012, 13)
Michael Irvin	2 (1991, 95)
Amari Cooper	1 (2020)

Cooper also eclipsed 1,000 receiving yards on the season, marking his third consecutive year topping 1,000 yards and fifth season overall for his career. Cooper is just the 11th player in NFL history to open a career with at least five 1,000-yard seasons in his first six years:

Player	Team(s)	Seasons	1,000-Yd Seasons
Mike Evans	TB	2014-19	6
Randy Moss	Min	1998-03	6
Lance Alworth	SD	1963-67	5
Odell Beckham Jr	NYG/Cle	2014-19	5
Marques Colston	NO	2006-11	5
Amari Cooper	Oak/Dal	2015-20	5
A.J. Green	Cin	2011-15	5
Torry Holt	Stl	2000-04	5
Chad Johnson	Cin	2002-06	5
Brandon Marshall	Den/Mia	2007-11	5
Jerry Rice	SF	1986-90	5

★ COOPER'S CATCHES BY TEAM ★

Following the game against San Francisco (12/20/20) in which he caught two passes, Amari Cooper now has caught a pass against every NFL team except for the Cowboys and Raiders - the two teams he has played for. Below are Cooper's receptions by team:

					
36	32	30	30		
					
29	29	28	26	26	21
					
19	18	18	17	15	
					
12	12	12	10	10	
					
9	9	9	8	7	7
					
4	4	4	2		

Since his trade to Dallas in the middle of 2018, Cooper has caught 10 touchdowns against the NFC East, the sixth-most by any player against his own division in that span:

Player	TD Rec	Player	TD Rec
Chris Godwin	14	Tyler Lockett	11
Davante Adams	13	Amari Cooper	10
Stefon Diggs	13	Zack Ertz	10
Marvin Jones Jr.	11	Five players tied	9

★ FLY THE COOP ★

Amari Cooper has been reliable on contested catches in 2021, making a catch on seven-of-16 tight-window throws (less than one yard of separation from nearest defender) to him on the season - a catch percentage of 43.8% that ranks ninth among all wide receivers (min. 12 tight window targets):

Tight Window Reception Pct, NFL Wide Receivers in 2021			
Player	TightWinTgt	TightWinRec	TightWin%
Deebo Samuel	15	9	60.0%
Adam Thielen	15	8	53.3%
DeVante Parker	17	9	52.9%
Marvin Jones	18	9	50.0%
Michael Pittman	17	8	47.1%
DJ Moore	22	10	45.5%
Terry McLaurin	31	14	45.2%
A.J. Brown	20	9	45.0%
Amari Cooper	16	7	43.8%

Cooper provides a sure-handed target for Cowboys quarterbacks, and he has been assigned only one dropped pass on the year by PFF, which is tied for the second-fewest in the league and leads to his fifth-ranked drop percentage among all wide receivers:

Lowest Drop Pct. Among WR in 2021, per PFF				
Player	Tgt	Rec	Rec%	Drp%
Courtland Sutton	65	43	66.2%	0.0%
Stefon Diggs	90	60	66.7%	1.6%
Michael Pittman Jr.	76	57	75.0%	1.7%
Diontae Johnson	82	52	63.4%	1.9%
Amari Cooper	63	44	69.8%	2.2%
Tyler Lockett	63	43	68.3%	2.3%

★ THAT'S AMARI! ★

Amari Cooper has changed the way Dallas operates in the passing game, stretching defenses and providing a touchdown threat from anywhere on the field. Since Dallas acquired Cooper, 12 of his 24 touchdowns have come from 20-plus yards - third league-wide from Week 9, 2018 through 2021:

20+ Yard Touchdown Receptions from Week 9, 2018-2021

Player	Rec	TD	20+ TD	20+ Pct.
Tyreek Hill, KC	272	35	19	54.3%
Mike Evans, TB	218	34	13	38.2%
Amari Cooper, Dal	268	24	12	50.0%
Antonio Brown, Pit/Ne/TB	136	16	11	68.8%
Marquise Brown, Bal	156	21	11	52.4%
Nelson Agholor, Phi/LV/NE	139	16	10	62.5%
DK Metcalf	187	25	10	40.0%
Mike Williams, LAC	169	20	10	50.0%

★ CATCH ME IF YOU CAN ★

Amari Cooper caught 10 passes for 81 yards in the 2020 season opener at the LA Rams (9/13/20), and then 13 passes for 139 yards in the 2021 season opener at Tampa Bay (9/9). Cooper's 13 catches are the most by a Cowboys player in the opening game of a season, surpassing the previous record which he tied with his 2020 performance:

Player	Opp/Date	Rec.
Amari Cooper	@TB, 9/9/21	13
Amari Cooper	@LAR, 9/13/20	10
Miles Austin	@WAS, 9/12/10	10
Miles Austin	NYG, 9/8/13	10
Frank Clarke	WAS, 9/16/62	10
Frank Clarke	STL, 9/12/64	10
Tony Dorsett	@LAR, 9/3/84	10

Cooper owns 10 career games with 10-plus catches - including six games as a Dallas Cowboy. His six games with Dallas are the third-most in a Cowboys career:

Player	10+ Rec Gms
Jason Witten	11
Michael Irvin	7
Amari Cooper	6
Miles Austin	5
Dez Bryant	4

Since the start of 2018, his seven games - between Oakland and Dallas - with 10-plus catches are tied for sixth in the NFL:

Player	Games	Player	Games
Michael Thomas	15	Amari Cooper	7
Davante Adams	12	Tyreek Hill	7
Christian McCaffrey	10	Keenan Allen	6
Stefon Diggs	9	Zach Ertz	6
DeAndre Hopkins	8	Four others tied	6

Additionally, Cooper now owns three games with a stat line of at least 10 catches, over 100 receiving yards and two-plus touchdowns, making him one-of-23 players since the NFL merger with at least three such games:

Career Games with 10 Rec, 100 Yds and Two TDs			
Player	Games	Player	Games
Antonio Brown	7	Isaac Bruce	3
Davante Adams	6	Amari Cooper	3
Chad Johnson	6	Zach Ertz	3
Cris Carter	5	Mike Evans	3
Andre Rison	5	Tyreek Hill	3
Keenan Allen	4	DeAndre Hopkins	3
Tony Gonzalez	4	Julio Jones	3
Marvin Harrison	4	Randy Moss	3
Andre Johnson	4	Reggie Wayne	3
Terrell Owens	4	Wes Welker	3
Jerry Rice	4	Roddy White	3
Anquan Boldin	3		

Cooper is the only player in Cowboys history with multiple games of 10-plus catches, over 100 yards and multiple touchdowns through the air:

Cowboys Players with 10 Rec, 100 Yds and Two TDs			
Player	Games	Player	Games
Amari Cooper	2	Tony Hill	1
Miles Austin	1	Mike Renfro	1

★ CEEDEE'S BIG PLAYS ★

CeeDee Lamb proved to be a big-play threat in 2020, tying the 11th-most receptions of 20-plus yards among all receivers with 18. He is moving towards that mark already in 2021, tied for seventh in the league with 13 20-plus yard catches:

Big-Play Receptions - 2021 NFL Leaders

Player	20+ Rec	Player	20+ Rec
Justin Jefferson.....	17	Darren Waller.....	12
Cooper Kupp.....	17	Mike Gesicki.....	11
Davante Adams.....	15	Diontae Johnson.....	11
Deebo Samuel.....	15	Terry McLaurin.....	11
Marquise Brown.....	14	Kyle Pitts.....	11
Ja'Marr Chase.....	14	Devonta Smith.....	11
Mike Evans.....	13	Adam Thielen.....	11
CeeDee Lamb.....	13	Mike Williams.....	11
Tyler Lockett.....	13	Many players tied.....	10
DJ Moore.....	12		

★ SPEEDY CEEDEE ★

CeeDee Lamb surpassed the 1,000 receiving yard mark in Week 1 at Tampa Bay (9/9), doing so in just his 17th career game to become the second-fastest Cowboy to reach 1,000 yards behind Bob Hayes (13 games):

Fastest Cowboys to 1,000 Career Receiving Yards

Player	Games
Bob Hayes.....	13
CeeDee Lamb.....	17
Dez Bryant.....	19
Michael Irvin.....	20
Herschel Walker.....	20

Lamb also surpassed the 100 career receptions in Week 6 at New England (10/17), doing so in just his 22nd career game to tie for the fastest Cowboy to reach 100 catches (Herschel Walker):

Fastest Cowboys to 100 Career Receptions

Player	Games
Herschel Walker.....	22
CeeDee Lamb.....	22
Dez Bryant.....	26
Jason Witten.....	28

Lamb became the fourth Cowboys player to reach 10 touchdown catches in the first 25 games of a career against Atlanta (11/14):

Fastest Cowboys to 10 Career TD Receptions

Player	Games
Bob Hayes.....	12
Dez Bryant.....	17
Terrance Williams.....	21
CeeDee Lamb.....	25

★ CEEDEE'S TDS ★

CeeDee Lamb scored seven touchdowns for the Cowboys as a rookie (five receiving, one rushing, one kick return). His touchdown total is tied for eighth in Cowboys history for a rookie, and he is one-of-five players in franchise history to score a touchdown three different ways in the same year:

Player	Season	RushTD	RecTD	Kick/Punt RetTD	Fum RetTD
CeeDee Lamb.....	2020	1	5	1	0
Kevin Williams.....	1993	2	2	1	0
Tony Dorsett.....	1978	7	2	0	1
Mike Montgomery.....	1972	1	1	0	1
Amos Marsh.....	1962	6	2	1	0

Additionally, Lamb was one-of-29 rookies in NFL history, and one-of-13 rookies since the NFL Merger, to score a touchdown rushing, receiving and on a kick return:

NFL Rookies with Rush, Rec and Kick Ret TD since 1970

Player	Season	Player	Season
CeeDee Lamb.....	2020	Jacoby Ford.....	2010
Steven Sims.....	2019	M. Jones-Drew.....	2006
Alvin Kamara.....	2017	Tim Brown.....	1988
Tyreek Hill.....	2016	Gary Anderson.....	1985
David Johnson.....	2015	Ray Williams.....	1980
Cordarrelle Patterson.....	2013	Mack Herron.....	1973
David Wilson.....	2012		



70%

CeeDee Lamb has caught 35 of his 50 passes in 2021 for a first down, which at 70.0% is the 13th-highest conversion rate in the NFL, and second on the Cowboys behind Amari Cooper (72.7%)

★ NO SILENCING THIS LAMB ★

CeeDee Lamb established a franchise record in the game at Minnesota (11/22/20), surpassing Bob Hayes for the most receptions by a Cowboys rookie:

Most Receptions by a Cowboys Rookie - Season

Player	Year	Rec	Yds	Avg	TD
CeeDee Lamb.....	2020	74	935	12.6	5
Bob Hayes.....	1965	46	1,003	21.8	12
Dez Bryant.....	2010	45	561	12.5	6
Antonio Bryant.....	2002	44	733	16.7	6
Terrance Williams.....	2013	44	736	16.7	5
Mike Sherrard.....	1986	41	744	18.2	5

★ ON THE LAMB ★

In 2020 CeeDee Lamb recorded two 100-yard games, first against Atlanta (9/20/20) and then against the N.Y. Giants (10/11/20), becoming the 12th Cowboys rookie - 17th time - to post a 100-yard game:

In doing so in his second game, Lamb tied Cornell Burbage as the fastest Cowboys rookie receiver to reach 100 yards in a game. Lamb then posted 124 yard against the Giants (10/11), becoming the third Cowboys rookie to record multiple 100-yard games (Mike Sherrard, 1986 and Bob Hayes, 1965).

Lamb has added to his 100-yard game total this season, tallying 104 yards in the season opener at Tampa Bay (9/9) and then going off for a career-best 149 yards at New England (10/17) before tallying 112 yards at Minnesota (10/31) - establishing a new career-best with three 100-yard games in a season.

Lamb now has the third-most 100-yard games in the first two years of a career by a Cowboys player:

Most 100-Yard Rec Games in First Two Seasons by a Cowboy

Player	Seasons	Games
Bob Hayes.....	1965-66	8
Drew Pearson.....	1973-74	6
CeeDee Lamb.....	2020-21	5
Michael Gallup.....	2019-20	4
Herschel Walker.....	1986-87	3

★ CEEDEE'S MOVES ★

CeeDee Lamb was a game-breaking wide receiver after the catch point in college, and he has carried that skill set over to the NFL ranks, tying for ninth in the league in yards after the catch (YAC) at the wide receiver position in 2021:

Wide Receivers with the Most YAC in 2021

Player	YAC	Player	YAC
Deebo Samuel	525	Diontae Johnson	326
Cooper Kupp	498	Ja'Marr Chase	323
Chris Godwin	397	Mecole Hardman	316
Rondale Moore	390	CeeDee Lamb	316
Davante Adams	363	Justin Jefferson	314
Tyreek Hill	347	Mike Williams	275

★ LAMB CHOPS UP DEFENSES ★

CeeDee Lamb's elusivity is matched by his toughness, as he ranks fourth in the NFL with 111 receiving yards-after-contact by a wide receiver in 2021 (through week 10):

Wide Receiver Receiving Yards-After-Contact in 2021

Player	YACO	Player	YACO
Ja'Marr Chase	150	Deebo Samuel	96
Chris Godwin	142	Laviska Shenault	94
Cooper Kupp	114	Courtland Sutton	94
CeeDee Lamb	111	A.J. Brown	85
DJ Moore	110	Justin Jefferson	85

★ SLOT SNAPS ★

The Cowboys have a group of versatile wide receivers who can line up at any of the receiver positions on offense, making the group hard to game plan for defensively. Here is a look at how each of the Cowboys receivers have lined up in 2021:

Wide Receiver Snaps by Alignment

Player	Slot Snps	Slot%	Wide Snps	Wide%
Cedrick Wilson	233	88.9%	28	10.7%
Amari Cooper	105	30.9%	235	69.1%
CeeDee Lamb	99	27.6%	256	71.3%
Malik Turner	24	68.6%	11	31.4%
Noah Brown	18	15.9%	95	84.1%
Michael Gallup	14	12.6%	97	87.4%

★ SERGEANT SCHULTZ ★

We know nothing, other than the Dallas offense has been one of the most efficient units at moving the chains on third down, converting 44.3 of its third down tries. A big part of that success stems from tight end Dalton Schultz's ability to find open holes in the middle of the opposing defense and present a window for Cowboys QBs to throw the ball, ranking sixth among all tight ends with 33 catches on 40 targets against zone coverage in 2021:

Tight End Receptions against Zone Coverage in 2021

Player	Tgt	Rec	Yards	Rec%
Travis Kelce	63	48	645	76.2%
T.J. Hockenson	52	40	355	76.9%
Mark Andrews	49	36	503	73.5%
Mike Gesicki	45	35	435	77.8%
Darren Waller	48	35	373	72.9%
Dalton Schultz	40	33	379	82.5%
Noah Fant	43	32	292	74.4%

Schultz is also tied for 28th among all players in the NFL with nine first down receptions on third downs in 2021 - a total which leads the Cowboys and is tied for second among all tight ends:

Tight End First Downs Receptions on Third Down in 2021

Player	1stD	Player	1stD
Travis Kelce	14	Jared Cook	8
Mike Gesicki	10	Pat Freiermuth	8
Hunter Henry	10	Dan Arnold	7
Tyler Higbe	9	T.J. Hockenson	7
Dalton Schultz	9	Kyle Pitts	7

★ QUADFECTA ★

Dallas had four wide receivers record 100-yard receiving games in 2020 - tied for second in the NFL (Houston, five) - and the eighth instance in team history where four different players on offense had 100-yard receiving games. Through eight games in 2021, Dallas has two different receivers who surpassed the century mark, with Amari Cooper (two) and CeeDee Lamb (three) each hitting 100:

2021

Player	Position	100-Yd Gms
CeeDee Lamb	WR	3
Amari Cooper	WR	2

2020

Player	Position	100-Yd Gms
Amari Cooper	WR	4
Michael Gallup	WR	2
CeeDee Lamb	WR	2
Cedrick Wilson	WR	1

2012

Player	Position	100-Yd Gms
Dez Bryant	WR	5
Jason Witten	TE	3
Miles Austin	WR	2
Kevin Ogletree	WR	1

2010

Player	Position	100-Yd Gms
Miles Austin	WR	5
Dez Bryant	WR	1
Roy Williams	WR	1
Jason Witten	TE	1

2009

Player	Position	100-Yd Gms
Miles Austin	WR	5
Jason Witten	TE	3
Patrick Crayton	WR	1
Roy Williams	WR	1

2008

Player	Position	100-Yd Gms
Terrell Owens	WR	2
Jason Witten	TE	2
Miles Austin	WR	1
Marion Barber	RB	1

2004

Player	Position	100-Yd Gms
Keyshawn Johnson	WR	2
Jason Witten	TE	2
Antonio Bryant	WR	1
Terry Glenn	WR	1

1993

Player	Position	100-Yd Gms
Michael Irvin	WR	5
Alvin Harper	WR	2
Jay Novacek	TE	1
Emmitt Smith	RB	1

1985

Player	Position	100-Yd Gms
Tony Hill	WR	4
Mike Renfro	WR	3
Doug Cosbie	TE	2
Karl Powe	WR	1

4.8%

Dallas' offensive line has yielded a sack on 4.8% of Dallas' drop backs in 2021 (19-of-394) - the eighth-ranked percentage in the league.

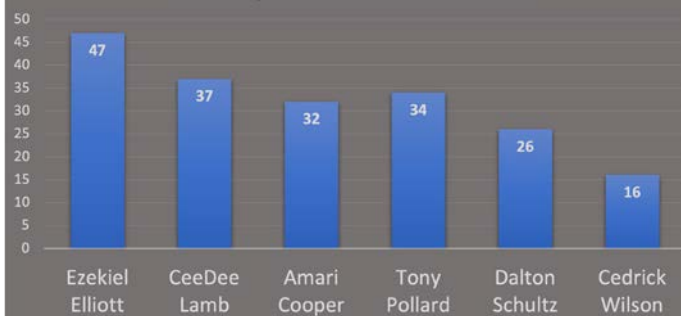
★ FIRST DOWN COWBOYS ★

In 2020 the Cowboys recorded the seventh-most first downs (371) and rank sixth in 2021 with 239 first downs gained:

2021 NFL Team First Down Leaders - Offense

Team	Rush	Pass	Pen	Total
Kansas City	76	182	23	281
Arizona	83	141	21	245
Baltimore	99	131	15	245
Tennessee	84	136	24	244
Indianapolis	98	116	26	240
Dallas	66	152	21	239

Cowboys Leaders in First Downs



★ DYNAMITE OFFENSE ★

The Cowboys offensive production was correlated in large part to its ability to produce explosive plays (10-plus yards) in 2020. Dallas racked up 238 explosive plays in 2020 - the sixth-most by any offense in the NFL, and ranks third in 2021 with 156:

Explosive Plays (10-Plus Yards) - 2021 NFL

Team	10+ Rush	10+ Pass	Tot 10+	10+ TD
Kansas City	34	133	167	11
Tennessee	35	122	157	11
Dallas	35	121	156	13
LA Chargers	28	125	153	14
Cleveland	58	94	152	14
New England	41	110	151	11

★ SCORING DRIVES ★

Dallas has been one of the best teams in the NFL at putting up points in 2021, posting 48 scoring drives on the year - tied for seventh in the NFL:

Most Scoring Drives in 2021

Team	Scoring Drives	Avg. Plays	Avg. Yards	Avg. Time
New England	55	8.18	54.6	3:46
Indianapolis	54	7.41	57.2	3:35
Arizona	52	8.63	62.6	4:03
Buffalo	52	7.83	56.1	3:34
LA Rams	49	8.35	62.9	3:48
Tennessee	49	8.16	56.0	3:54
Dallas	48	8.19	59.1	3:35
Kansas City	48	9.02	61.0	4:08
Philadelphia	48	8.35	57.6	3:48

★ POINTS OFF TAKEAWAYS ★

In 2021 NFL teams have turned the ball over 427 times, and their opponents have scored 1,276 points off those takeaways. Dallas has scored 61 points off 19 takeaways in 2021 (seventh).

Most Points Off Takeaways - 2021 NFL

Team	Takeaways	Points	Pct of Tot Pts Scored on TAs
Indianapolis	25	98	31.7%
Buffalo	24	74	25.1%
Arizona	19	72	23.2%
Tennessee	14	72	24.7%
Tampa Bay	15	64	22.9%
New England	21	63	21.0%
Dallas	19	61	20.8%
New Orleans	14	58	23.1%

★ CHURNING OUT YARDS ★

Dallas is averaging 418.1 yards-per-game in 2021 - the highest average in the league - and part of the offense's success stems from converting third downs and staying on the field, which is buoyed by the sixth ranked 6.39 yards-per-play on third downs:

Dallas Cowboys Yards-Per-Play in 2021

1st Down	2nd Down	3rd Down	4th Down
6.13	6.07	6.39	5.41
Rank: 5th	Rank: 6th	Rank: 6th	Rank: 12th

The Cowboys rank third in the NFL by averaging 6.14 yards-per-play in 2021:

Team	Plays	Yards	Total Avg.
Tampa Bay	588	3,658	6.22
LA Rams	625	3,872	6.20
Dallas	681	4,181	6.14
Las Vegas	621	3,733	6.01
LA Chargers	644	3,865	6.00

★ POINT MEN ★

Dallas has scored 293 points through 10 games of 2021 - the sixth-highest scoring offense in 2021 and the sixth-highest point total through 10 games in team history:

Dallas Cowboys Most Points Through 10 Games

Season	Pts	Season	Pts
1966	340	2021	293
2007	324	1980	290
1983	318	1962	288
1968	312	1969	288
1973	296	2019	286

The Cowboys have started the scoring barrage early in their nine games this year, tied for seventh in first quarter points:

Most First Quarter Points in 2021 - NFL

Team	Pts	Team	Pts
Indianapolis	76	Tampa Bay	66
Philadelphia	75	Kansas City	64
Arizona	73	Dallas	62
Carolina	68	Miami	62

★ YARDS AFTER THE CATCH - YAC ATTACK ★

Dallas exploited defenses for the 11th-most yards after the catch in the NFL in 2020 with 2,053 YAC - 45.5% of their total passing output (4,511 gross yards). The YAC total was the sixth-most by a Cowboys offense since 1992 when the stat began to be tracked, with the highest figure coming in 2009 (2,340). Dallas ranks sixth with 1,293 YAC in 2021:

DALLAS COWBOYS YARDS AFTER THE CATCH 2020-21



★ 11 PERSONNEL ★

With the Cowboys having three game-breaking options at the wide receiver position, they relied heavily on their "11 personnel" (one running back, one tight end and three receivers) in 2020 - ranking fifth among all teams by running 71.5% of their offensive snaps from that formation grouping:

2020 Snap Percentage from "11 Personnel"

Team	Off Plays	11 Per.	11 Per. %
Cincinnati Bengals	1,040	783	75.3%
Pittsburgh Steelers	1,043	760	72.9%
Jacksonville Jaguars	997	721	72.3%
Kansas City Chiefs	1,057	761	72.0%
Dallas Cowboys	1,113	795	71.5%

Thus far in 2021, Dallas has run 398-of-681 offensive plays from 11 personnel, which at 58.4% ranks 18th among all teams. Below are the Cowboys personnel groupings in 2021 versus 2020:

	2020		2021	
	OffSnaps	Snap%	OffSnaps	Snap%
10 Personnel	22	2.0%	3	0.4%
11 Personnel	795	71.4%	398	58.4%
12 Personnel	236	21.2%	178	26.1%
20 Personnel	6	0.5%	4	0.6%
21 Personnel	10	0.9%	20	2.9%
22 Personnel	6	0.5%	12	1.8%

★ DRIVE FOR SIX ★

Over the previous five seasons (2016-20), Dallas ranked eighth in offensive touchdown percentage, driving for six on 24.3% of possessions, something the offense will need to improve in its drive for a sixth Super Bowl Championship.

Dallas has scored a touchdown on 31-of-110 offensive possessions so far in 2021, a touchdown percentage of 28.2%.

Offensive TD Percentage, 2021

Team	Drives	TD%	Team	Drives	TD%
Tampa Bay	101	33.7%	LA Rams	105	29.5%
LA Chargers	102	31.4%	Indianapolis	118	28.8%
Arizona	118	31.4%	Dallas	110	28.2%
Buffalo	110	30.0%	Cincinnati	115	27.8%
Kansas City	111	29.7%	New Orleans	113	27.4%

★ YARD DOGS ★

The Cowboys accumulated 515 yards of offense against the N.Y. Giants (10/10), their first 500-yard game in 2021 after compiling four 500-yard efforts in 2020 - tied with the 1966, 1978 and 2019 squads for the most such games in franchise history.

In the Cowboys 515-yard performance were 314 passing yards and 201 rushing yards, marking the sixth time in team history a Cowboys offense posted 300 yards through the air and 200 yards on the ground in the same game - the first time since 1983:

Dallas Cowboys Games with 300 Pass Yds, 200 Rush Yds

Date/Opp	Rush Yds	Pass Yds	Tot Yds
10/10/21 vs. NYG	201	314	515
10/16/83 vs. Phi	212	310	522
9/4/78 vs. Bal	278	305	583
9/30/73 vs. Stl	250	328	578
12/20/70 vs. Hou	208	341	549
10/9/66 vs. Phi	212	440	652

★ NO NEGATIVES ★

The Cowboys have recorded the fourth-fewest plays that gained negative yardage in 2021, with only 45 through 10 games:

Team	Neg Rush	Neg Pass	Sack	Total
LA Rams	22	4	15	41
Tampa Bay	22	8	12	42
Las Vegas	18	4	21	43
Dallas	21	5	19	45
Jacksonville	20	8	17	45

★ WE'RE GOING STREAKING ★

The Dallas Cowboys recorded a four-game streak with 400 yards and 30 points from 12/31/18 at the N.Y. Giants through 9/22/19 against New Orleans - tied for eighth in NFL history. The Arizona Cardinals are the most recent team to record a four-game streak, starting in the first game of 2021 at Tennessee (9/3) through the game on 10/3 at the LA Rams:

All-time Streaks of 400 Yds and 30 Pts

Team	Streak	Yds	Pts	W-L
Denver	10 games (12/23/12 - 10/27/13)	467.6	41.5	9-1
New England	9 games (12/31/06 - 10/28/07)	436.6	41.2	9-0
St. Louis	8 games (12/5/99 - 9/17/00)	478.1	34.8	7-1
New England	6 games (1/2/11 - 10/9/11)	496.3	33.8	5-1
Philadelphia	5 games (10/25/53 - 11/21/53)	493.2	40.8	5-0
Oakland	5 games (10/27/68 - 11/24/68)	501.2	37.8	5-0
San Francisco	5 games (11/20/94 - 12/17/94)	460.2	39.2	5-0
Arizona	5 games (10/11/20 - 11/15/20)	469.6	33.6	4-1
Tennessee	5 games (11/22/20 - 12/20/20)	444.0	37.4	4-1
Dallas	4 games (12/31/18 - 9/22/19)	465.8	33.3	4-0
Dallas	4 games (9/20/20 - 10/11/20)	515.0	40.8	2-2
Many teams	4 games	--	--	--

The Cowboys recorded another four-game streak with 400 yards and 30 points in 2020 (9/20 vs. Atlanta - 10/11 vs. NYG) - tied with the four games in 2019 for the most games in team history - and added a three-game bender with 400 yards and 30 points this year, starting on 10/3/21 vs. Carolina through 10/17/21 at New England:

Team	Streak	Games	Pts	Yds
Dallas	12/30/18 - 9/22/19	4	133	1,863
Dallas	9/20/20 - 10/11/20	4	163	2,060
Dallas	10/1/17 - 20/22/17	3	101	1,349
Dallas	10/3/21 - 10/17/21	3	115	1,515

The three-game streak from 2021 is broken down below:

Date/Opp	Yards	Points
10/3/21 vs. Carolina	433	36
10/10/21 vs. N.Y. Giants	515	44
10/17/21 at New England	567	35

★ 4TH DOWN CONVERSIONS ★

In 2020 Head Coach Mike McCarthy proved to be one of the more aggressive coaches in the NFL. The Cowboys led the NFL with 31 fourth down attempts, a franchise record and the most McCarthy has attempted in his 15-year career. Dallas' 17 conversions were also a franchise record. In 2021 Dallas has converted eight-of-17 fourth down attempts.

Below is a breakdown of Dallas' fourth down conversions under Mike McCarthy's two seasons.

Fourth Down Conversions, 2020-21

Coach	Year	Conv.	Att.	Pct.
Mike McCarthy	2020	17	31	54.8%
Mike McCarthy	2021	8	17	47.1%

★ IF UR NOT 1ST, UR LAST ★

The Cowboys compiled 13 first downs in the first quarter at the LA Chargers (9/19) and tallied 14 first downs the next week against Philadelphia (9/27). The 14 first downs are a franchise high dating as far back as 1970, and Dallas is the first NFL team to accomplish the feat in consecutive games and the second to gain 13-plus first downs multiple times in one season (2018 LA Rams).

Most First Quarter First Downs, Single-Game Since 1970

Team	Date/Opp	Tot1st
LA Rams	11/19/18 vs. KC	15
Dallas	9/27/21 vs. Phi	14
New Orleans	12/25/20 vs. Min	14
LA Rams	9/23/18 vs. LAC	14
Atlanta	12/4/16 vs. KC	14
LA Chargers	10/31/04 vs. LV	14
Dallas	9/19/21 at LAC	13

Dallas now has 239 first downs through the first 10 games of 2021, fourth-most in 10 games in team history, post merger:

Most First Downs in Games 1-10, Cowboys Since 1970

Season	1stD	Season	1stD
2020	250	2016	246
2019	246	2021	239



69.5

Trevon Diggs has been targeted 55 times in 2021, and on those targets he has eight interceptions and 13 pass breakups - both top-two ranked stats - and QBs have registered a 69.5 passer rating when throwing his direction.

★ CAN YOU DIGG(S) IT? ★

Trevon Diggs intercepted two passes at Philadelphia (11/1/20) - his first career interceptions and the first interceptions by a Dallas defender since Week 1 at the LA Rams (9/13/20). It was the first time the Cowboys had a rookie defender record multiple interceptions since Sean Lee (12/5/10 at Indianapolis) and the 14th time overall:

Cowboys Rookie Defenders with Multiple INTs in a Game

Player	Date/Opp	INTs
Terence Newman.....	12/14/03 at Was	3
Trevon Diggs.....	11/1/20 at Phi	2
Sean Lee.....	12/5/10 at Ind	2
Derek Ross.....	11/3/02 at Det	2
Everson Walls.....	11/9/81 vs. Buf	2
Everson Walls.....	10/25/81 vs. Mia	2
Everson Walls.....	10/18/81 vs. LAR	2
Everson Walls.....	9/21/81 at NE	2
Anthony Dickerson.....	10/12/80 vs. SF	2
Charlie Waters.....	12/20/70 vs. Hou	2
Cliff Harris.....	9/27/70 vs. NYG	2
Mel Renfro.....	11/1/64 at Chi	2
Lee Roy Jordan.....	10/27/63 at Pit	2
Mike Gaechter.....	12/9/62 at Stl	2

Diggs' ball-hawking skills have developed even further in his second NFL season, as he leads the team with 13 pass breakups and eight interceptions, and had at least one in each of the first six games of 2021. Diggs is the first Cowboys defender to have an interception in the first six games of a season, which ties the longest interception streak to start a season in NFL history:

Longest INT Streaks to Start a Season, NFL History

Player	Season	Games	Player	Season	Games
T. Landry.....	1951	6	P. Jaquess.....	1964	5
B. Wilburn.....	1987	6	C. Karilivacz.....	1957	5
B. Russell.....	2003	6	L. Parrish.....	1979	5
T. Diggs.....	2021	6	W. Sherman.....	1655	5
D. Bishop.....	1961	5	B. Smith.....	1949	5
J. Davis.....	1950	5			

★ BELIEVE IN YOURSELF ★

Trevon Diggs has made the leap in his second season, already passing his rookie season high with eight interceptions in the first 10 games of 2021. His six-game interception streak is the longest in team history in the Super Bowl era:

Longest INT Streak, Cowboys History Post Merger

Player	Games	Streak Dates	Tot. INT
T. Diggs.....	6	9/9/21 - 10/17/21	6
D. Thurman.....	4	9/22/85 - 10/13/85	4
M. Downs.....	4	12/4/83 - 9/3/84	4
C. Waters.....	4	12/3/72 - 9/16/73	4
C. Waters.....	4	12/12/70 - 9/26/71	5
Many others tied.....	3	--	--

Dating back before the NFL Merger and to the inception of the Cowboys franchise, Don Bishop recorded an interception in each of the first five games of the 1961 season, which is now the second-longest streak in team history:

Player	Games/Dates of Streak	Total INT
Trevon Diggs...	6 (9/9/21 at TB - 10/17/21 at NE)	7
Don Bishop.....	5 (9/17/61 vs. Pit - 10/15/61 vs. Phi)	6

The longest streak at any point in a season in NFL history, post merger, is six games, prior to Diggs, most recently accomplished by Brian Russell in 2003:

Longest INT Streaks in a Season, Super Bowl Era

Player	Season	Games	Player	Season	Games
T. Diggs.....	2021	6	J. Byrd.....	2009	5
B. Russell.....	2003	6	C. Bailey.....	2005	5
D. Evans.....	2001	6	T. Parrish.....	2003	5
B. Wilburn.....	1987	6	E. Turner.....	1996	5
L. Hayes.....	1980	6	R. Buchanan.....	1994	5
E. Hayes.....	1980	6	A. Lewis.....	1993	5
L. Parrish.....	1978	6	J. Allen.....	1980	5
M. Blount.....	1975	6	G. Barbaro.....	1980	5
X. Howard.....	2020	5	L. Hayes.....	1979	5
J.C. Jackson.....	2020	5	K. Riley.....	1975	5
K. Coleman.....	2015	5	E. Thomas.....	1973	5
R. Nelson.....	2015	5			

★ DIGGING DEEPER ★

Trevon Diggs has a total of eight interceptions through the first 10 games of 2021. Diggs is the 17th player in the Super Bowl era to tally eight picks in the first 10 games of a season.

Most Interceptions First 10 Games of a Season NFL History, 1970-2021

Player/Season	INT	Player/Season	INT
Everson Walls, 1981.....	10	Trevon Diggs, 2021.....	8
Bill Bradley, 1971.....	9	Doug Evans, 2001.....	8
Bill Bradley, 1972.....	9	Lester Hayes, 1980.....	8
Mike Reinfeldt, 1979.....	9	Monte Jackson, 1976.....	8
Emmitt Thomas, 1974.....	9	Tim Jennings, 2012.....	8
Lyle Blackwood, 1977.....	8	Paul Krause, 1975.....	8
Mel Blount, 1975.....	8	Ronnie Lott, 1986.....	8
Willie Buchanon, 1978.....	8	Erik McMillan, 1988.....	8
Jairus Byrd, 2009.....	8	Many players tied.....	7

Mike Reinfeldt holds the record for most interceptions through 11 games, with 11 interceptions in the first 11 games in 1979.

★ INTERCEPTION INCEPTION ★

Trevon Diggs has been among the best defenders in the NFL in 2021, as he leads the league in interceptions (eight) and ranks second in the NFL in pass breakups (13):

2021 Interception Leaders

Player	INTs	PBUs
Trevon Diggs, Dal.....	8	13
J.C. Jackson, NE.....	6	15
Kevin Byard, Ten.....	5	12
Six players tied.....	4	--

★ MAKING A SPLASH ★

Trevon Diggs' impact can be measured by more than interceptions, as he has been the leader on the Dallas defense in splash plays (plays that have a high impact on the game). For this purpose, splash plays are defined as:

- Sacks
- Tackle for loss (non sack)
- Heavy QB pressure leading to throw aways
- Run stuff (no gain)
- Pass stuff (no gain)
- Interception
- Forced fumble
- Fumble recovery
- Pass defended
- Third/fourth down stop

2021 Cowboys Splash Play Leaders

Player	Snaps	Splash Plys	Snp/Splsh
Micah Parsons	516	33	15.6
Trevon Diggs	567	23	24.7
Jayron Kearse	567	21	27.0
Anthony Brown	598	17	35.2
Jourdan Lewis	435	16	28.1
Randy Gregory	269	11	24.5
Chauncey Golston	234	11	22.3
Osa Odighizuwa	380	10	38.0

Micah Parsons has also made a high number of splashy plays in 2021, and he leads all rookies in splash plays:

2021 Defensive Rookie Splash Play Leaders

Player	Snaps	Splash Plys	Snp/Splsh
Micah Parsons, Dal	516	33	15.6
Nick Bolton, KC	422	19	22.2
Odafe Oweh, Bal	399	17	23.5
Jevon Holland, Mia	583	17	34.3
Azeez Ojulari, NYG	388	16	25.0

★ NFC DEFENSIVE POTM ★

Trevon Diggs was named NFC Defensive Player of the Month for September, becoming just the third Cowboys defender and first defensive back to win the award for Dallas.

Diggs was a lock-down corner through three September games for Dallas, helping the Cowboys to a league-leading plus-five turnover differential and NFL-best eight takeaways in the opening month of 2021. Diggs tied for the NFL-lead with three interceptions - matching his career-high from his rookie campaign in 2020, and led all defensive players with six pass breakups in September. In the Week 3 Monday Night Football game against division rival Philadelphia, Diggs returned an interception 59 yards for a touchdown to break open the game, also registering three breakups in the contest and holding Jalen Hurts to a 36.8 passer rating when targeted.

He registered an interception in each of the first three games of the season, tied with Everson Walls (1985) for the longest streak to start a season in Cowboys history since the 1970 merger.

Dallas also ranked 10th in passing yards-per-game (277.3) at the conclusion of September largely on the strength of Diggs' play.

Dallas Cowboys to Win NFC Defensive POM

Player	Position	Season	Month
Trevon Diggs	CB	2021	September
DeMarcus Lawrence	DE	2017	September
Sean Lee	LB	2013	October
Sean Lee	LB	2011	September

★ NFC DEFENSIVE POTW ★

On the heels of his NFC Defensive Player of the Month honors, Trevon Diggs added another accolade to his resume, earning NFC Defensive Player of the Week after the Cowboys' 36-28 win over the Panthers.

Diggs recorded four tackles and two interceptions in the game, becoming the fourth player since 1990 and first Cowboy since 1970 with an interception in each of his team's first four games of a season. No other player had two interceptions in Week 4.

Diggs is the first Cowboys cornerback to earn the honor since Brandon Carr (Week 15, 2012).

★ WELCOME TO DIGGS ISLAND ★

Trevon Diggs is proving himself to be a lock-down corner in his second NFL season, and he is one-of-six players to allow a reception on 50%-or-fewer of targets against him and more than 10 pass breakups on the season (through Week 10):

NFL Defenders Burn Pct. <= 50% and >10 PBUs in 2021

Player	Tgt	Burn%	PBUs
Kevin Byard, Ten	33	45.2%	12
Marlon Humphrey, Bal	48	47.9%	10
Trevon Diggs, Dal	55	49.1%	13
Xavien Howard, Mia	57	49.1%	10
J.C. Jackson, NE	64	50.0%	14
Emmanuel Moseley, SF	38	50.0%	10

*min 30 targets against

Diggs' play is even more impressive when you consider quarterbacks have targeted him the 12th-most in 2021, and among cornerbacks who have played at least 50% of defensive snaps, he is allowing the ninth-lowest passer rating against, per PFF:

NFL Cornerbacks Passer Rating Against in 2021

Player	Cvg Snps	Tgts	Passer Rate Agst
J.C. Jackson, NE	355	64	46.0
Taron Johnson, Buf	312	40	51.4
Jamel Dean, TB	324	37	53.9
Tre'Davious White, Buf	368	53	58.7
Casey Hayward Jr., LV	347	26	62.1
A.J. Terrell, Atl	288	33	65.7
Levi Wallace, Buf	337	46	68.8
Jourdan Lewis, Dal	294	42	69.0
Trevon Diggs, Dal	347	55	69.5
Denzel Ward, Cle	295	37	71.5

★ DIGGING UP PBUs AND INTs ★

In 2020 Trevon Diggs tied for the ninth-most interceptions by a Cowboys rookie (three):

Player	Season	INTs	Player	Season	INTs
Everson Walls	1981	11	Terence Newman	2003	4
Michael Downs	1981	7	Trevon Diggs	2020	3
Mel Renfro	1964	7	Duane Hawthorne	1999	3
Mike Gaetche	1962	5	Tommy Haynes	1987	3
Derek Ross	2002	5	Lee Roy Jordan	1963	3
Charlie Waters	1970	5	Obert Logan	1965	3
Roy Williams	2002	5	Pat Watkins	2006	3

He was the first rookie since Byron Jones to lead the Cowboys in pass breakups (14) and only the third rookie in team history to do so. Diggs was also the only rookie defender in Cowboys history to lead the team in pass breakups and interceptions outright. (Cowboys did not track PBUs before 1984).

Cowboys Rookies to Lead Defense in PBUs

Player	Season	PBUs	INTs
Trevon Diggs	2020	14	3
Byron Jones	2015	12	0
Derek Ross	2002	12	5*

*Ross tied for the team lead in INTs in 2002 (R. Williams)

Diggs has eight interceptions in his second NFL season, already tied for fifth in a single-season in team history and more than doubling his rookie season total on his climb up the Cowboys record books. Everson Walls holds the single-season team record with 11 interceptions in 1981:

Most Single-Season INTs in Cowboys History

Player	Season	INTs	Player	Season	INTs
Everson Walls	1981	11	Michael Downs	1981	7
Mel Renfro	1969	10	Cornell Green	1967	7
Dennis Thurman	1981	9	Cornell Green	1963	7
Everson Walls	1985	9	Mel Renfro	1964	7
Don Bishop	1961	8	Mel Renfro	1967	7
Trevon Diggs	2021	8	Everson Walls	1982	7
Michael Downs	1984	7	Many players tied ...		6



13 Micah Parsons leads the Cowboys and is tied for third in the league with 13 tackles for loss - the most tackles for loss by a Cowboys linebacker since Sean Lee posted 13 TFLs in 2017.

★ STIX CITY ★

The Cowboys drafted Micah Parsons with the 12th overall pick in the 2021 NFL Draft, adding a fast play maker to a defense that finished 28th in points/game allowed in 2020.

Parsons is proving to be a versatile chess piece for Dallas, playing 182 run defense snaps, 181 pass rush snaps and 179 pass coverage snaps in 2021. Pro Football Focus has credited Parsons with 35 quarterback pressures on the season - 24th in the NFL - largely due to eight pressures in Week 2 at the LA Chargers, a game in which Parsons moved from linebacker to defensive end because of injuries to other players on the Cowboys roster.

Parsons' eight pressures credited from PFF at the LA Chargers are the most by a rookie in a game since Nick Bosa in 2019, and he is generating a pressure on 19.4% of his rush opportunities.

Highest Pressure Percentage in 2021, per PFF

Player	Rushes	Pressures	Pressure%
Devin White	87	24	27.6%
Micah Parsons	181	35	19.4%
Maxx Crosby	342	66	19.3%
Dont'a Hightower	78	15	19.2%
Jerome Baker	103	19	18.5%
Romeo Okwara	90	16	17.8%
Matthew Judon	297	52	17.5%
Rashan Gary	281	46	16.4%

*min 75 pass rush snaps

Parsons also has the third-best run stop percentage among all linebackers in 2021 (min. 50 snaps in run defense):

Highest Run Stop Percentage in 2021, per PFF

Player	Run Snps	Stops	Stop%
J. Owusu-Koramoah	96	12	12.5%
Nick Bolton	198	24	12.1%
Micah Parsons	182	21	11.9%
Josh Byrnes	103	12	11.7%
Alexander Johnson	114	13	11.4%

* The PFF "Run Stop Percentage" focuses only on running plays and "stops" (tackles that constitute a "loss" for the offense).

★ PARSONS' GAMBIT ★

Micah Parsons has lined up all over the defense for Dallas, and below are his snap counts by position, per PFF:

	DLine	LB	CB	S
Week 1 at TB	10	38	3	0
Week 2 at LAC	39	0	0	0
Week 3 vs. Phi	33	3	0	1
Week 4 vs. Car	16	48	4	0
Week 5 vs. NYG	3	58	2	0
Week 6 at NE	21	32	0	0
Week 7 at Min	17	44	3	0
Week 8 vs. Den	12	52	3	0
Week 9 vs. Atl	9	30	1	0
Week 10 at KC	59	1	0	0
Totals	219	306	16	1

★ ROOKIE SACK ATTACK ★

Micah Parsons has been extremely productive when unleashed on opposing quarterbacks in 2021, leading the Cowboys with 8.0 sacks on the year. Parsons' 8.0 sacks are tied for the most by any Cowboys rookie in a single season since 1982:

Most Sacks in Rookie Season, Cowboys History

Player	Sacks	Season
DeMarcus Ware	8.0	2005
Micah Parsons	8.0	2021
Jimmie Jones	7.5	1990
Maliek Collins	5.0	2016

In fact, Parsons' 8.0 sacks through 10 games are the most by a Cowboys rookie through the first 10 games of a season, and he is the second league rookie since 1999 to have at least 8.0 sacks and 12 tackles for loss in the first 10 games of his rookie campaign:

NFL Rookies with 8.0 Sacks, 10 TFL in First 10 Games

Player/Season	Sacks	TFL
Von Miller, Den (2011)	9.5	14
Micah Parsons, Dal (2021)	8.0	13

Parsons recorded 2.5 sacks against Denver (11/7), the first multi-sack game of his career and tied with Jimmie Jones (Tampa Bay, 10/7/90) for the second-most sacks in a single game by a Cowboys rookie:

Most Sacks in a Game, Cowboys Rookies

Player	Date/Opp	Sacks
DeMarcus Ware	12/24/05 at Carolina	3.0
Jimmie Jones	10/7/90 vs. Tampa Bay	2.5
Micah Parsons	11/7/21 vs. Denver	2.5
Micah Parsons	11/21/21 at Kansas City	2.0

Parsons has two multi-sack games in his career and is tied with Jimmie Jones (two) and Russell Maryland (two) for the most multi-sack games by a rookie in team history.

Parsons has exploded in the month of November and is now up to 5.5 sacks in three November games. If he records at least a half-sack against Las Vegas, he will tie for the third-most sacks in a single month in Cowboys history:

Most Sacks in a Single-Month, Cowboys History

Player	Sacks	Month/Season
DeMarcus Ware	7.0	Oct. 2011
DeMarcus Lawrence	6.5	Sept. 2017
Ed "Too Tall" Jones	6.0	Nov. 1987
Tony Tolbert	6.0	Sept. 1996
Greg Ellis	6.0	Nov. 2007
DeMarcus Ware	6.0	Nov. 2008
Micah Parsons	5.5	Nov. 2021
Several Players tied	5.5	--

Parsons leads all rookies in sacks and is tied for 10th among all NFL defenders so far in 2021:

Top Rookie Sack Leaders in 2021

Player	Sacks
Micah Parsons, Dal	8.0
Azeez Ojulari, NYG	5.5
Odafe Oweh, Bal	4.0

★ NFC DEFENSIVE POTW ★

Micah Parsons was awarded NFC Defensive Player of the Week honors following the Cowboys road victory at Minnesota in Week 8, the first defensive player of the week honor for Parsons and the second by a Cowboys defender in 2021.

Parsons finished with a game-high 11 tackles, including four tackles for losses, with one pressure. Parsons tormented Minnesota ball carriers behind the line of scrimmage, making him only the third Cowboy (DeMarcus Ware, four times; DeMarcus Lawrence, once), to tally four tackles behind the line of scrimmage in recent history (dating back to 2008).

★ THIRD-AND-I GOT THIS ★

The Cowboys have held opponents to 39-of-121 on third downs in 2021, which at 32.2% ranks second in the league.

Dallas' best third down defensive performance came at Minnesota (10/31), when it held the Vikings to one-of-13 (7.7%) on third down - tied for the sixth-lowest conversion rate in a single-game in Cowboys history.

Below is a breakdown of the Cowboys' opponent third down conversions by distance in 2021:

3rd & Short (<4 Yds)	3rd & Med (4-6 Yds)	3rd & Long (>6 Yds)	3rd & 10+
15-32 (46.9%)	11-33 (33.3%)	13-56 (23.2%)	8-33 (24.2%)
Rank: 2nd	Rank: t-6th	Rank: 17th	Rank: t-24th

★ NO POINTS FOR YOU ★

Dallas is holding its opponents to 21.4 points-per-game in 2021 (eighth in the league) and is allowing scores on only 32.5% of opposing offensive possessions - the seventh-best opponent scoring rate in the league:

Lowest Opponent Scoring Efficiency in 2021

Team	Opp Drives	Scores	Score %
New England.....	118	32	27.1%
Buffalo.....	110	32	29.1%
Arizona.....	118	35	29.7%
Carolina.....	130	40	30.8%
Denver.....	102	32	31.4%
Baltimore.....	114	37	32.5%
Dallas.....	117	38	32.5%
Green Bay.....	106	35	33.0%
Cincinnati.....	111	38	34.2%
Indianapolis.....	119	41	34.5%

★ TO THE HOUSE ★

Dallas is one-of-six teams in 2021 with multiple interception return touchdowns, posting three pick-sixes on the year - two by Trevon Diggs and one by Anthony Brown. Dallas' three interception return touchdowns are tied for the fourth-most in a single season in team history, and are tied for the most through nine games in team history:

Cowboys Most INT Return TDs in a Single Season

Season	Pick-Sixes
1999.....	4
1995.....	4
1985.....	4
2021.....	3
11 more seasons.....	3

★ NO SPACE TO RUN ★

The Dallas defense has posted the 10th-ranked rush defense in the league, allowing only 103.7 yards-per-game and only two 100-yard rushers on the year:

Top Run Defenses in 2021

Team	Rush YPG	Team	Rush YPG
Tampa Bay.....	79.8	Washington.....	98.5
Baltimore.....	88.6	Cleveland.....	101.4
New Orleans.....	89.8	New England.....	101.7
Tennessee.....	97.2	Buffalo.....	101.9
Cincinnati.....	98.0	Dallas.....	103.7

★ WE'RE GOING STREAKING ★

The Dallas defense recently concluded a 10-game streak with at least two takeaways, dating back to the game at Cincinnati (12/13/20) through at Minnesota (10/31/21). The streak tied Dallas' longest string of games in franchise history:

Dallas Cowboys 10-Game Streak with Multiple Takeaways

Date/Opp	Takeaways
12/23/20 at Cin.....	3
12/20/20 vs. SF.....	4
12/27/20 vs. Phi.....	3
1/3/21 at NYG.....	2
9/9/21 at TB.....	4
9/19/21 at LAC.....	2
9/27/21 vs. Phi.....	2
10/3/21 vs. Car.....	2
10/10/21 vs. NYG.....	2
10/17/21 at NE.....	2

Longest Cowboys Streaks with Multiple Takeaways

Date Range/Opps	Games
12/12/76 vs. Was - 11/14/77 vs. Stl.....	10
12/6/70 vs. Was - 10/31/71 at Chi.....	10
12/23/20 at Cin - 10/17/21 at NE.....	10
9/11/83 at Stl - 11/6/83 at Phi.....	9
11/8/99 at Min - 12/24/99 at NO.....	8
11/14/71 vs. Phi - 9/24/72 at NYG.....	8
11/24/85 vs. Phi - 9/14/86 at Det.....	7

★ I'LL TAKE THAT ★

The Dallas defense forced four takeaways in Week 1 against Tom Brady and the Tampa Bay Buccaneers, tying its single-game high from a season ago (at Phi, 11/1/20 and vs. SF, 12/20/20).

The Cowboys finished last season with a -3 turnover differential, tied for 21st in the league, and had a 2-7 record in games that they posted an even or negative turnover margin.

Dallas is ranked seventh with a +4 turnover differential in 2021, and it has posted an even or positive takeaway differential in seven-of-10 games this season.

2021 NFL Turnover Differential Leaders

Team	Takeaways	Giveaways	Differential
Indianapolis.....	25	10	+15
Buffalo.....	24	14	+10
Arizona.....	19	11	+8
Green Bay.....	16	9	+7
Minnesota.....	12	6	+6
New England.....	21	15	+6
Dallas.....	19	15	+4
LA Rams.....	14	11	+3
New Orleans.....	14	11	+3
N.Y. Giants.....	14	11	+3
Philadelphia.....	12	9	+3
Seattle.....	9	6	+3
Tampa Bay.....	15	12	+3

★ TAKEAWAYS IN BUNCHES ★

The Cowboys recorded 16 takeaways (nine fumble recoveries, seven interceptions) in the second half of the 2020 season after recording only seven takeaways in the first eight games of the season. Dallas finished the year with a takeaway in seven straight games, its longest streak with a takeaway since a nine-game streak to close the 2018 season.

Dallas has continued to pilfer the football in 2021, recording 19 takeaways through 10 games - tied for fourth in the NFL. The takeaways have not only limited opponent scoring but have led to points for the Cowboys on 68.4% of drives after takeaways (13-of-19) - tied for fourth in the league:

Most Takeaways Scores in the NFL

Team	Takeaways	Scores	TA Score%
Indianapolis.....	25	16	64.0%
Buffalo.....	24	13	54.2%
Dallas.....	19	13	68.4%
Arizona.....	19	12	63.2%
New England.....	21	12	57.1%
Tennessee.....	14	12	85.7%



135 Greg Zuerlein finished his first season in Dallas with 135 points, tied for the second-most in a single season in team history (Dan Bailey, 2011).

★ POINT PERSON ★

Since he entered the league in 2012, Zuerlein has scored 1,074 points, fifth-most in the league:

Player	FGA	FGM	FG%	PAT	Pts
Justin Tucker	343	311	90.7%	371	1,304
Stephen Gostkowski	287	251	87.5%	410	1,163
Matt Prater	290	245	84.5%	398	1,133
Mason Crosby	280	229	81.8%	419	1,106
Greg Zuerlein	307	252	82.1%	318	1,074
Dan Bailey	253	217	85.8%	344	995
Robbie Gould	253	221	87.2%	306	969
Stephen Hauschka	258	223	86.4%	286	955
Ryan Succop	246	205	83.3%	332	947
Graham Gano	246	215	87.4%	280	925

★ ZUERLEIN'S CLUTCH KICKS ★

Greg Zuerlein had two game-winning kicks for the Cowboys in 2020, first against Atlanta (9/20/20) with a game-winning 46-yard field goal and then against the N.Y. Giants (10/11/20). Zuerlein capped off the Cowboys first victory of the 2021 season with his third game-winning field goal as a Cowboy - 11th career game-clinching kick - booting a 56-yard kick as time expired at the LA Chargers:

Season	Date/Opp	Distance
2021	9/19/21 at LA Chargers	56 yards
2020	10/11/20 vs. N.Y. Giants	34 yards
2020	9/20/20 vs. Atlanta	46 yards
2018*	1/20/19 at New Orleans	57 yards
2018	10/28/18 vs. Green Bay	43 yards
2016	11/13/16 at NY Jets	34 yards
2015	9/13/15 vs. Seattle	37 yards
2014	11/2/14 at San Francisco	39 yards
2014	9/14/14 at Tampa Bay	38 yards
2013	9/8/13 vs. Arizona	48 yards
2012	12/12/12 vs. San Francisco	54 yards

*NFC Conference Championship Game

The kick to beat the Chargers was the second-longest game-winner of Zuerlein's career - longest regular season kick - and Zuerlein's 57-yard game-winning kick in the NFC Conference Championship game in 2018 is the longest game-winning field goal in postseason history.

★ GREG THE LEG ★

Zuerlein is 17-of-21 on field goals in 2021, and he is one-of-three from 50-plus yards. He ranks 16th in the NFL with 72 kicking points.

Zuerlein finished three-of-nine from 50-plus in 2020 and connected on 34-of-41 field goals overall, tied with Richie Cunningham (1997) for the most made field goals in a single season in team history. He also tallied 135 points, tied for second-most in a single season in team history, and became the 60th kicker in NFL history to reach 1,000 career points (1,002).

He became the third fastest player to reach 250 made field goals at Kansas City (11/21), doing so in just 144 career games:

Fastest Kickers to 250 Field Goals Made, NFL History

Player	Games
Justin Tucker	118
Stephen Gostkowski	139
Greg Zuerlein	144

★ NET RESULT ★

Bryan Anger hasn't been called upon often by the Cowboys in 2021, recording only 32 punts (21st) on the year. He has been very effective when needed, however, registering a net average of 43.7 that ranks second in 2021 and would be the highest net average in a single-season in Cowboys history if it remains:

Highest Single-Season Net Punting Avg., Cowboys History

Player/Season	Punt	TB	In20	Net Avg.
Bryan Anger, 2021	32	3	13	43.7
Chris Jones, 2015	69	1	27	42.5
Mat McBriar, 2010	65	8	22	41.7
Chris Jones, 2017	66	5	62	41.4
Chris Jones, 2016	58	4	22	40.5

★ PIN 'EM BACK ★

The Cowboys signed Bryan Anger to punt for the 2021 season, and he has been good at pinning opposing offenses deep in their own territory, downing 13-of-32 punts on the year inside the 20-yard line, an Inside-20 percentage that ranks 13th in the league:

2021 Punts Downed Inside the Opp 20-Yard Line

Player	In20%	Player	In20%
Tommy Townsend	53.8%	Pressley Harvin	43.9%
Michael Dickson	53.7%	Brett Kern	41.7%
Jake Bailey	51.4%	Blake Gillikin	40.9%
Bradley Pinion	50.0%	Bryan Anger	40.6%
Mitch Wishnowsky	50.0%	A.J. Cole	40.0%
Braden Mann	50.0%	Kevin Huber	39.5%
Johnny Hekker	48.3%	Corey Bojorquez	39.4%
Cameron Johnston	47.3%	Rigoberto Sanchez	39.0%
Sam Martin	43.9%	Ryan Winslow	38.5%

★ TOUCHBACK ★

Dallas has been one of the top teams in the league at preventing the opposing team from attempting a kick return, forcing a touchback on 48-of-60 kickoffs in 2021 - a touchback percentage of 80.0% that ranks third in the NFL:

Highest Touchback Percentage in 2021

Team	Kickoffs	Tchbcks	Tchbck%
Minnesota	57	48	84.2%
Arizona	63	51	81.0%
Dallas	48	60	80.0%
Tampa Bay	53	42	79.2%
Denver	48	38	79.2%

★ BLOCK PARTY ★

Dallas has blocked two punts thus far in 2021, tied for the second-most in a single-season in franchise history:

Most Single-Season Blocked Punts in Cowboys History

Season	PntBlk	Season	PntBlk
1991	3	1990	2
2021	2	1976	2
1992	2	1973	2

2021 DALLAS COWBOYS STATISTICS

WON 7, LOST 3

9/9	L	29-31	at Tampa Bay	65,566
9/19	W	20-17	at L.A. Chargers	70,240
9/27	W	41-21	Philadelphia	93,267
10/3	W	36-28	Carolina	93,262
10/10	W	44-20	N.Y. Giants	93,476
10/17	W	35-29 (OT)	at New England	65,878
10/31	W	20-16	at Minnesota	66,633
11/7	L	16-30	Denver	93,503
11/14	W	43-3	Atlanta	93,436
11/21	L	9-19	at Kansas City	73,494

2021 TEAM STATISTICS

	DAL	OPP.
FIRST DOWNS	239	194
Rushing	66	54
Passing	152	118
Penalty	21	22
Third Down-Made/Att	58/131	39/121
Third Down Efficiency	44.3%	32.2%
Fourth Down-Made/Att	8/17	7/13
Fourth Down Efficiency	47.1%	53.8%
TOTAL NET YARDS	4,181	3,556
Avg. Per Game	418.1	355.6
Total Plays	681	614
Avg. Per Play	6.1	5.8
NET YARDS RUSHING	1,338	1,037
Avg. Per Game	133.8	103.7
Total Rushes	287	236
Avg. Per Rush	4.7	4.4
NET YARDS PASSING	2,843	2,519
Avg. Per Game	284.3	251.9
Sacked/Yards Lost	19/117	21/172
Gross Yards	2,960	2,691
Attempts/Completions	375/259	357/225
Pct. of Completion	69.1%	63.0%
Had Intercepted	8	15
PUNTS/AVERAGE	32/48.1	36/44.5
Net Punting Average	43.7	39.2
PUNT RETURN/AVG.	15/4.9	14/5.9
KICKOFF RETURN/AVG.	13/26.0	12/26.8
INTERCEPTION RETURN/AVG.	15/19.4	8/26.0
PENALTIES/YARDS	77/650	76/617
FUMBLES/BALL LOST	16/7	7/4
TOUCHDOWNS	35	24
Rushing	9	9
Passing	22	14
Returns	4	1
EXTRA POINTS/ATTEMPTS	26/28	19/21
TWO POINT CONVERSION/ATT.	3/6	3/3
FIELD GOALS/ATTEMPTS	17/21	15/20
AVG. TIME OF POSSESSION	31:06	28:54

SCORE BY PERIODS	Q1	Q2	Q3	Q4	OT	PTS
------------------	----	----	----	----	----	-----

TEAM	62	70	74	81	6	293
OPPONENTS	63	59	29	63	0	214

SCORING	TD	RU	PA	RT	PAT	FG	2PT	S	PTS
---------	----	----	----	----	-----	----	-----	---	-----

G. Zuerlein	0	0	0	0	21/23	17/21	0	0	72
E. Elliott	8	7	1	0	0/0	0/0	2	0	52
C. Lamb	6	0	6	0	0/0	0/0	0	0	36
A. Cooper	5	0	5	0	0/0	0/0	0	0	30
D. Schultz	3	0	3	0	0/0	0/0	0	0	18
C. Wilson	3	0	3	0	0/0	0/0	0	0	18
T. Diggs	2	0	0	2	0/0	0/0	0	0	12
B. Jarwin	2	0	2	0	0/0	0/0	0	0	12
M. Turner	2	0	2	0	0/0	0/0	0	0	12
D. Prescott	1	1	0	0	0/0	0/0	1	0	8
A. Brown	1	0	0	1	0/0	0/0	0	0	6
T. Pollard	1	1	0	0	0/0	0/0	0	0	6
N. Wright	1	0	0	1	0/0	0/0	0	0	6
L. Hajrullahu	0	0	0	0	5/5	0/0	0	0	5
TEAM	35	9	22	4	26/28	17/21	3	0	293
OPPONENTS	24	9	14	1	19/21	15/20	3	0	214

2-Pt Conv: E. Elliott 2, D. Prescott 1, **TM** 3-6, **OPP** 3-3

RUSHING	NO.	YDS	AVG	LONG	TD
---------	-----	-----	-----	------	----

E. Elliott	151	695	4.6	47	7
T. Pollard	90	495	5.5	31	
D. Prescott	26	91	3.5	21	1
C. Lamb	5	30	6.0	13	0
C. Clement	9	20	2.2	6	0
C. Wilson	2	11	5.5	6	0
C. Rush	4	-4	-1.0	2	0
TEAM	287	1,338	4.7	47	9
OPPONENTS	236	1,037	4.4	33	9

RECEIVING	NO.	YDS	AVG	LONG	TD
-----------	-----	-----	-----	------	----

C. Lamb	50	740	14.8	49t	6
A. Cooper	44	583	13.3	35t	5
D. Schultz	44	491	11.2	30	3
E. Elliott	32	204	6.4	21	1
C. Wilson	23	316	13.7	73t	3
T. Pollard	25	224	9.0	32	0
M. Gallup	12	122	10.2	23	0
B. Jarwin	10	90	9.0	20	2
N. Brown	8	117	14.6	27	0
M. Turner	7	51	7.3	11	2
S. McKeon	3	17	5.7	12	0
C. Clement	1	5	5.0	5	0
TEAM	259	2,960	11.4	73t	22
OPPONENTS	225	2,691	12.0	75t	14

INTERCEPTIONS	NO.	YDS	AVG	LONG	TD
---------------	-----	-----	-----	------	----

T. Diggs	8	142	17.8	59t	2
A. Brown	3	45	15.0	45t	1
J. Lewis	2	70	35.0	66	0
J. Kearse	1	34	34.0	34	0
D. Kazee	1	0	0.0	0	0
TEAM	15	291	19.4	66	3
OPPONENTS	8	96	12.0	29	

FUMBLES	FUM	LST	FF	REC	TD
---------	-----	-----	----	-----	----

D. Prescott	8	4	0	3	0
C. Rush	1	1	0	0	0
N. Wright	1	1	0	0	0
E. Elliott	1	1	0	0	0
Z. Martin	0	0	0	1	0
A. Cooper	1	0	0	0	0
T. Pollard	1	0	0	0	0
K. Joseph	0	0	0	1	0
C. Wilson	2	0	0	1	0
T. Biadasz	1	0	0	1	0
TEAM	16	7	0	7	0
OPPONENTS	7	4	0	2	

PUNTING	NO.	YDS	AVG	NET	TB	IN	LG	B
---------	-----	-----	-----	-----	----	----	----	---

B. Anger	32	1,540	48.1	43.7	3	12	63	0
TEAM	32	1,540	48.1	43.7	3	12	63	0
OPPONENTS	36	1,601	44.5	39.2	2	13	68	2

PUNT RETURNS	RET	FC	YDS	AVG	LONG	TD
--------------	-----	----	-----	-----	------	----

C. Lamb	6	7	53	8.8	17	0
C. Wilson	8	3	20	2.5	7	0
N. Wright	1	0	0	0.0	0	0
TEAM	15	10	73	4.9	17	0
OPPONENTS	14	10	83	5.9	23	0

KICKOFF RETURNS	NO.	YDS	AVG	LONG	TD
-----------------	-----	-----	-----	------	----

T. Pollard	13	338	26.0	54	0
TEAM	13	338	26.0	54	0
OPPONENTS	12	321	26.8	41	0

FIELD GOALS	1-19	20-29	30-39	40-49	50+
-------------	------	-------	-------	-------	-----

G. Zuerlein	0/0	1/1	11/12	4/5	1/3
L. Hajrullahu	0/0	0/0	0/0	0/0	0/0
TEAM	0/0	1/1	11/12	4/5	1/3
OPPONENTS	0/0	3/3	4/4	4/5	4/8

G. Zuerlein: (31WL, 35, 60SH, 21, 48) (34, 56) () (37) (31, 38, 31) (30, 45, 51WL, 49) (43WL, 38, 39) () () (33, 30, 48) **L. Hajrullahu:** () () () () () () () () () ()

OPP: (36) (46, 44LU, 32, 29) () (54WL) (54WR, 51, 51) () (45, 40, 24) (53, 27, 53WR, 42) (35) (37, 53, 51WR)

PASSING	ATT	CMP	YDS	CMP%	YDS/ATT	TD	TD%	INT	INT%	LONG	SACK/LOST	RATING
D. Prescott	329	229	2,557	69.6	7.8	20	6.1	7	2.1	49t	16.0/98	103.9
C. Rush	43	27	342	62.8	8.0	2	4.7	1	2.3	73t	3.0/19	93.4
C. Wilson	2	2	57	100.0	28.5	0	0.0	0	0.0	35	0.0/0	118.8
E. Elliott	1	1	4	100.0	4.0	0	0.0	0	0.0	4	0.0/0	83.3
TEAM	375	259	2,960	69.1	7.9	22	5.9	8	2.1	73t	19.0/117	103.2
OPPONENTS	357	225	2,691	63.0	7.5	14	3.9	15	4.2	75t	21.0/172	81.6

2021 DALLAS COWBOYS DEFENSIVE STATISTICS

RNK	PLAYER	TKL	AST	TOTAL	SACKS/YDS	TFL/YDS	QBPR	FR	FF	INT/YDS	PD
1.	Kearse, Jayron	40	20	60		5/-9	7			1/34	5
2.	Brown, Anthony	41	12	53						3/45	11
3.	Vander Esch, Leighton	35	15	50	1.0/-7	3/-6	3				
4.	Parsons, Micah	41	8	49	8.0/-71	8/-23	19		2		2
5.	Neal, Keanu	24	15	39		2/-4					
6.	Diggs, Trevon	30	5	35						8/142	13
7.	Lewis, Jourdan	29	5	34	0.5/-4	1/-3	2	1		2/70	5
8.	Hooker, Malik	21	3	24		1/-1					1
9.	Kazee, Damontae	20	3	23					1	1/0	3
10.	Basham, Tarell	13	9	22	1.0/-7	1/-5	17	1			
11.	Golston, Chauncey	13	8	21	0.5/-3		6	1			1
12.	Odighizuwa, Osa	11	10	21	2.0/-20	3/-6	8				
13.	Smith, Jaylon	14	5	19							
14.	Wilson, Donovan	12	6	18		1/-4	1				1
15.	Watkins, Carlos	11	4	15	1.0/-8	4/-10	2				
16.	Armstrong, Dorance	7	8	15	2.0/-17		8				
17.	Hamilton, Justin	4	5	9		1/-1	4				
18.	Bohanna, Quinton	3	5	8							
	Gregory, Randy	3	5	8	5.0/-35		20	1	2		
20.	Lawrence, DeMarcus	5	1	6			2		1		
21.	Canady, Maurice	3	0	3							
22.	Hill, Trysten	2	1	3			2				
23.	Urban, Brent	0	3	3			1				1
24.	Anae, Bradlee	2	0	2							
	Faoliu, Austin	2	0	2							
	Kamara, Azur	2	0	2			1				
27.	Gifford, Luke	1	1	2		1/-4					
28.	Bernard, Francis	1	0	1							
	Cox, Jabril	1	0	1							
30.	Joseph, Kelvin										1

Ast=Assist, TFL=Tackle for a Loss, QBPR=Pressures, Int=Interception, FR=Fumble Recovery, FF=Forced Fumble, PD=Pass Defense

2021 COWBOYS SPECIAL TEAMS						
RNK	PLAYER	S	A	TOT	FF	FR
1.	Goodwin, C.J.	5	0	5		
2.	Clement, Corey	3	0	3		
	Kearse, Jayron	3	0	3		
	Pollard, Tony	3	0	3		
5.	Brown, Noah	2	1	3		
6.	Neal, Keanu	2	0	2		
	Wright, Nahshon	2	0	2		
8.	Gifford, Luke	1	1	2		1
9.	Bernard, Francis	1	0	1		
	Cox, Jabril	1	0	1		
	McQuaide, Jake	1	0	1		
	Ralston, Nick	1	0	1		
	Sprinkle, Jeremy	1	0	1		
	Wilson, Cedrick	1	0	1		1
15.	Burton, Deante	0	1	1		
	Kamara, Azur	0	1	1		
	Turner, Malik	0	1	1		
	Vander Esch, Leighton	0	1	1		
19.	Armstrong, Dorance	0	0	0		1

DEFENSIVE STATS BY RANK									
PRESSURES		SACKS		TACKLES FOR LOSS		INTERCEPTIONS			
PLAYER	NO	PLAYER	NO	PLAYER	NO	PLAYER	NO	PLAYER	NO
1. R. Gregory	20	1. M. Parsons	8.0	1. M. Parsons	8	1. T. Diggs	8		
2. M. Parsons	19	2. R. Gregory	5.0	2. J. Kearse	5	2. A. Brown	3		
3. T. Basham	17	3. D. Armstrong	2.0	3. C. Watkins	4	3. J. Lewis	2		
4. D. Armstrong	8	4. O. Odighizuwa	2.0	4. O. Odighizuwa	3	4. D. Kazee	1		
5. O. Odighizuwa	8	5. T. Basham	1.0	5. L. Vander Esch	3	5. J. Kearse	1		

FORCED FUMBLES		FUMBLE RECOVERIES		PASSES DEFENSED	
PLAYER	NO	PLAYER	NO	PLAYER	NO
1. R. Gregory	2	1. T. Basham	1	1. T. Diggs	13
2. M. Parsons	2	2. C. Golston	1	2. A. Brown	11
3. D. Kazee	1	3. R. Gregory	1	3. J. Kearse	5
4. D. Lawrence	1	4. J. Lewis	1	4. J. Lewis	5
				5. D. Kazee	3

GAME-BY-GAME PLAYER PARTICIPATION

	@ TB	@ LAC	PHI	CAR	NYG	@ NE	@ MIN	DEN	ATL	@ KC	LV	@ NO	@ WAS	@ NYG	WAS	ARI	@ PHI				
PLAYERS	9/9	9/19	9/27	10/3	10/10	10/17	10/31	11/7	11/14	11/21	11/25	12/2	12/12	12/19	12/26	1/2	1/9	GP	GS	DNP	I
Isaac Alarcon	PS	PS	PS	PS	PS	PS	PS	PS	PS	PS	-	-	-	-	-	-	-	0	0	0	0
Bradlee Anae	P	P	R/C19	R/C19	P	D	P	PS	PS	PS	-	-	-	-	-	-	-	4	0	0	1
Bryan Anger	P	P	P	P	P	P	P	P	P	P	-	-	-	-	-	-	-	10	0	0	0
Dorance Armstrong	P	RDE	I	I	I	I	P	P	RDE	RDE	-	-	-	-	-	-	-	6	3	0	4
Josh Ball	IR	IR	IR	IR	IR	IR	IR	IR	IR	IR	-	-	-	-	-	-	-	0	0	0	0
Tarell Basham	P	P	P	LDE	LDE	LDE	LDE	LDE	LDE	P	-	-	-	-	-	-	-	10	6	0	0
Francis Bernard	IR	IR	IR	IR	IR	IR	IRR	P	P	P	-	-	-	-	-	-	-	3	0	0	0
Tyler Biadasz	C	C	C	C	C	C	C	C	C	C	-	-	-	-	-	-	-	10	10	0	0
Quinton Bohanna	P	P	P	P	P	LDT	P	P	D	P	-	-	-	-	-	-	-	9	1	0	1
Anthony Brown	RCB	RCB	RCB	RCB	RCB	RCB	RCB	RCB	RCB	RCB	-	-	-	-	-	-	-	10	10	0	0
Kyron Brown	PS	PS	PS	PS	PS	PS	PS	PS	PS	P	-	-	-	-	-	-	-	1	0	0	0
Noah Brown	D	P	P	P	P	P	P	P	P	WR	-	-	-	-	-	-	-	9	1	0	1
Deante Burton	PS	PSI	PSI	PSI	PSI	PSI	PSI	PS	PS	P	-	-	-	-	-	-	-	1	0	0	0
Maurice Canady	P	P	P	P	P	P	P	IR	IR	IR	-	-	-	-	-	-	-	6	0	0	0
Corey Clement	P	P	P	P	P	P	P	P	P	P	-	-	-	-	-	-	-	10	0	0	0
La'el Collins	RT	R/SUS	R/SUS	R/SUS	R/SUS	R/SUS	P	RT	RT	RT	-	-	R/SUS	R/SUS	-	-	-	5	4	0	0
Amari Cooper	WR	WR	WR	WR	WR	WR	WR	WR	WR	R/C19	-	-	-	-	-	-	-	9	9	0	0
Jabril Cox	P	P	P	P	P	P	P	IR	IR	IR	-	-	-	-	-	-	-	7	0	0	0
Tyler Coyle	PS	PS	PS	PS	PS	PS	PS	PS	PS	PS	-	-	-	-	-	-	-	0	0	0	0
Trevon Diggs	LCB	LCB	LCB	LCB	LCB	LCB	LCB	LCB	LCB	LCB	-	-	-	-	-	-	-	10	10	0	0
Ben DiNucci	PS	PS	PS	PS	PS	PS	PS	PS	PS	PS	-	-	-	-	-	-	-	0	0	0	0
Rico Dowdle	IR	IR	IR	IR	IR	IR	IR	IR	IR	IR	-	-	-	-	-	-	-	0	0	0	0
Ezekiel Elliott	RB	RB	RB	RB	RB	RB	RB	RB	RB	RB	-	-	-	-	-	-	-	10	10	0	0
Austin Faoliu	PS	PS	PS	P	PS	PS	PS	PS	PS	PS	-	-	-	-	-	-	-	1	0	0	0
Matt Farniok	P	P	P	P	P	P	D	DNP	P	P	-	-	-	-	-	-	-	8	0	1	1
Simi Fehoko	P	P	P	D	D	D	D	D	D	D	-	-	-	-	-	-	-	3	0	0	7
Neville Gallimore	IR	IR	IR	IR	IR	IR	IR	IR	IR	IR	-	-	-	-	-	-	-	0	0	0	0
Michael Gallup	P	IR	IR	IR	IR	IR	IRR	IRR	WR	WR	-	-	-	-	-	-	-	3	2	0	0
Luke Gifford	D	P	P	P	P	P	P	P	P	P	-	-	-	-	-	-	-	9	0	0	1
Chauncey Golston	D	D	P	P	P	P	P	P	P	P	-	-	-	-	-	-	-	8	0	0	2
C.J. Goodwin	P	P	P	P	P	P	P	P	P	P	-	-	-	-	-	-	-	10	0	0	0
Randy Gregory	RDE	R/C19	RDE	RDE	RDE	P	RDE	RDE	IR	IR	-	-	-	-	-	-	-	7	6	0	0
Will Grier	D	D	D	D	D	D	DNP	D	D	D	-	-	-	-	-	-	-	0	0	1	9
Lirim Hajrullahu	A	PS	A	A	A	A	A	A	A	PS	-	-	-	-	-	-	-	1	0	0	0
Justin Hamilton	PS	PS	P	P	PS	PS	P	P	P	P	-	-	-	-	-	-	-	6	0	0	0
JaQuan Hardy	PS	PS	PS	PS	PS	PS	PS	PS	PS	PS	-	-	-	-	-	-	-	0	0	0	0
Trysten Hill	R/PUP	R/PUP	R/PUP	R/PUP	R/PUP	R/PUP	R/PUP	R/PUP	P	P	-	-	-	-	-	-	-	2	0	0	0
Malik Hooker	D	SS	P	P	NCB	P	P	P	P	P	-	-	-	-	-	-	-	9	2	0	1
Mitch Hyatt	IR	IR	IR	IR	IR	IR	IR	IR	IR	IR	-	-	-	-	-	-	-	0	0	0	0
Blake Jarwin	TE	TE	TE	TE	P	P	TE	IR	IR	IR	-	-	-	-	-	-	-	7	5	0	0
Braylon Jones	PS	PS	PS	PS	PS	PS	PS	PS	PS	PS	-	-	-	-	-	-	-	0	0	0	0
Kelvin Joseph	IR	IR	IR	IR	IR	IR	P	P	P	D	-	-	-	-	-	-	-	3	0	0	1
Azur Kamara	D	P	P	P	P	P	D	P	P	P	-	-	-	-	-	-	-	8	0	0	2
Damontae Kazee	FS	FS	FS	FS	FS	FS	FS	FS	FS	P	-	-	-	-	-	-	-	10	8	0	0
Jayron Kearse	P	NCB	SS	SS	SS	SS	SS	SS	SS	SS	-	-	-	-	-	-	-	10	9	0	0
Brandon Knight	R/C19	DNP	P	DNP	D	A	A	A	A	A	-	-	-	-	-	-	-	1	0	2	1
CeeDee Lamb	WR	WR	WR	WR	WR	WR	WR	WR	WR	WR	-	-	-	-	-	-	-	10	10	0	0
DeMarcus Lawrence	LDE	IR	IR	IR	IR	IR	IR	IR	IR	IR	-	-	-	-	-	-	-	1	1	0	0
Jourdan Lewis	CB	P	NCB	NCB	P	P	NCB	NCB	NCB	NCB	-	-	-	-	-	-	-	10	7	0	0
Zack Martin	R/C19	RG	RG	RG	RG	RG	RG	RG	RG	RG	-	-	-	-	-	-	-	9	9	0	0
Connor McGovern	LG	P	P	P	P	P	P	DNP	P	LG	-	-	-	-	-	-	-	9	2	1	0
Sean McKeon	IR	IR	IR	IR	IR	IR	IRR	P	P	P	-	-	-	-	-	-	-	3	0	0	0
Jake McQuaide	P	P	P	P	P	P	P	P	P	P	-	-	-	-	-	-	-	10	0	0	0
Osirus Mitchell	PS	PSI	PSI	PSI	PSI	PSI	PSI	PSI	PSI	PS	-	-	-	-	-	-	-	0	0	0	0
Israel Mukuamu	D	DNP	P	D	D	D	D	D	D	D	-	-	-	-	-	-	-	1	0	1	8
Keanu Neal	MLB	P	R/C19	R/C19	P	OLB	P	P	P	MLB	-	-	-	-	-	-	-	8	3	0	0
Hunter Niswander	IR	IR	IR	IR	IR	IR	IR	IR	IR	IR	-	-	-	-	-	-	-	0	0	0	0
Ty Nsekhe	P	I	I	I	DNP	P	P	DNP	P	P	-	-	-	-	-	-	-	5	0	2	3
Osa Odighizuwa	LDT	LDT	LDT	LDT	LDT	P	LDT	LDT	LDT	LDT	-	-	-	-	-	-	-	10	9	0	0
Sewo Olofinla	IR	IR	IR	IR	IR	IR	IR	IR	IR	IR	-	-	-	-	-	-	-	0	0	0	0
Micah Parsons	OLB	LDE	LDE	OLB	OLB	OLB	OLB	OLB	OLB	LDE	-	-	-	-	-	-	-	10	10	0	0
Tony Pollard	P	P	P	P	P	P	P	P	P	P	-	-	-	-	-	-	-	10	0	0	0
Dak Prescott	QB	QB	QB	QB	QB	QB	I	QB	QB	QB	-	-	-	-	-	-	-	9	9	0	1
Nick Ralston	PS	PS	P	P	P	P	PS	PS	PS	PS	-	-	-	-	-	-	-	4	0	0	0
Damion Ratley	A	A	PS	PS	PS	PS	PS	PS	PS	PS	-	-	-	-	-	-	-	0	0	0	0
Reggie Robinson	IR	IR	IR	IR	IR	IR	IR	IR	IR	IR	-	-	-	-	-	-	-	0	0	0	0
Cooper Rush	DNP	DNP	P	DNP	DNP	DNP	QB	DNP	P	DNP	-	-	-	-	-	-	-	3	1	7	0
Dalton Schultz	TE	TE	TE	TE	TE	TE	TE	TE	TE	TE	-	-	-	-	-	-	-	10	10	0	0
Brandon Smith	PS	PS	PS	PS	PS	PS	PS	PS	PS	PS	-	-	-	-	-	-	-	0	0	0	0
Jaylon Smith	P	MLB	MLB	P	A	A	A	A	A	A	-	-	-	-	-	-	-	4	2	0	0
Tyron Smith	LT	LT	LT	LT	LT	LT	LT	LT	I	I	-	-	-	-	-	-	-	7	7	0	3
Breeland Spears	PS	PS	PS	PS	PS	PS	PS	PS	PS	PS	-	-	-	-	-	-	-	0	0	0	0
Jeremy Sprinkle	P	P	P	P	P	P	P	P	P	P	-	-	-	-	-	-	-	10	0	0	0
Terence Steele	P	RT	RT	RT	RT	RT	RT	RT	LT	LT	-	-	-	-	-	-	-	10	9	0	0
Darian Thompson	P	PSI	PSI	PSI	PSI	PSI	PSI	PSI	PSI	PSI	-	-	-	-	-	-	-	1	0	0	0
Malik Turner	IR	IR	IR	P	P	P	P	P	P	P	-	-	-	-	-	-	-	7	0	0	0
Brent Urban	P	P	RDT	RDT	RDT	RDE	IR	IR	IR	IR	-	-	-	-	-	-	-	6	4	0	0
Leighton Vander Esch	P	OLB	OLB	MLB	MLB	MLB	MLB	MLB	MLB	OLB	-	-	-	-	-	-	-	10	9	0	0
T.J. Vasher	R/NFI	R/NFI	R/NFI	R/NFI	R/NFI	R/NFI	R/NFI	R/NFI	R/NFI	R/NFI	-	-	-	-	-	-	-	0	0	0	0
Carlos Watkins	RDT	RDT	I	I	P	RDT	RDT	RDT	RDT	RDT	-	-	-	-	-	-	-	8	7	0	2
Connor Williams	LG	LG	LG	LG	LG	LG	LG	LG	LG	P	-	-	-	-	-	-	-	10	9	0	0
Cedrick Wilson	P	P	P	P	WR	WR	P	P	WR	P	-	-	-	-	-	-	-	10	3	0	0
Donovan Wilson	SS	I	I	I	I	P	P	P	FS	FS	-	-	-	-	-	-	-	6	3	0	4
Nahshon Wright	P	P	P	P	P	P	P	P	P	I	-	-	-	-	-	-	-	9	0	0	1
Greg Zuerlein	P	P	P	P	P	P	P	P	R/C19	P	-	-	-	-	-	-	-	9	0	0	0

LEGEND:
Position abbreviation indicated start, P=Played, DNP=Did Not Play, D=Inactive, I=Inactive/Injured, PS=Practice Squad, PSI=Practice Squad Injured, R/NFI=Reserve/Non-Football Injury, IR=Reserve/Injured, R/C19=Reserve/COVID-19, IRR=Reserve/Injured - Returnable, R/SUS=Reserve/Suspended, R/PUP=Reserve/Physically Unable to Perform, A=Not on Roster, *=With Other Team

GAME-BY-GAME STARTERS AND INACTIVES

2021 REGULAR SEASON

OFFENSE

DATE	OPPONENT	WR	LT	LG	C	RG	RT	TE	WR	WR	QB	RB
9/9	at Tampa Bay	C. Lamb	T. Smith	C. Williams	T. Biadasz	C. McGovern	L. Collins	D. Schultz/ B. Jarwin		A. Cooper	D. Prescott	E. Elliott
9/19	at L.A. Chargers	C. Lamb	T. Smith	C. Williams	T. Biadasz	Z. Martin	T. Steele	D. Schultz/ B. Jarwin		A. Cooper	D. Prescott	E. Elliott
9/27	Philadelphia	C. Lamb	T. Smith	C. Williams	T. Biadasz	Z. Martin	T. Steele	D. Schultz/ B. Jarwin		A. Cooper	D. Prescott	E. Elliott
10/3	Carolina	C. Lamb	T. Smith	C. Williams	T. Biadasz	Z. Martin	T. Steele	D. Schultz/ B. Jarwin		A. Cooper	D. Prescott	E. Elliott
10/10	N.Y. Giants	C. Lamb	T. Smith	C. Williams	T. Biadasz	Z. Martin	T. Steele	D. Schultz	C. Wilson	A. Cooper	D. Prescott	E. Elliott
10/17	at New England	C. Lamb	T. Smith	C. Williams	T. Biadasz	Z. Martin	T. Steele	D. Schultz	A. Cooper	C. Wilson	D. Prescott	E. Elliott
10/31	at Minnesota	C. Lamb	T. Smith	C. Williams	T. Biadasz	Z. Martin	T. Steele	D. Schultz/ B. Jarwin		A. Cooper	C. Rush	E. Elliott
11/7	Denver	C. Lamb	T. Steele	C. Williams	T. Biadasz	Z. Martin	L. Collins	D. Schultz	C. Wilson	A. Cooper	D. Prescott	E. Elliott
11/14	Atlanta	C. Lamb	T. Steele	C. Williams	T. Biadasz	Z. Martin	L. Collins	D. Schultz	A. Cooper	M. Gallup	D. Prescott	E. Elliott
11/21	at Kansas City	C. Lamb	T. Steele	C. McGovern	T. Biadasz	Z. Martin	L. Collins	D. Schultz	N. Brown	M. Gallup	D. Prescott	E. Elliott
11/25	Las Vegas											
12/2	at New Orleans											
12/12	at Washington											
12/19	at N.Y. Giants											
12/26	Washington											
1/2	Arizona											
1/9	at Philadelphia											

2021 REGULAR SEASON

DEFENSE

DATE	OPPONENT	LDE	LDT	RDT	RDE	OLB	MLB	OLB	LCB	NICKEL	RCB	SS	FS
9/9	at Tampa Bay	D. Lawrence	<u>Q. Odighizuwa</u>	C. Watkins	R. Gregory	<u>M. Parsons</u>	K. Neal		T. Diggs	J. Lewis	A. Brown	D. Wilson	D. Kazee
9/19	at L.A. Chargers	<u>M. Parsons</u>	<u>Q. Odighizuwa</u>	C. Watkins	D. Armstrong	L. Vander Esch	J. Smith		T. Diggs	J. Kearse	A. Brown	M. Hooker	D. Kazee
9/27	Philadelphia	<u>M. Parsons</u>	<u>Q. Odighizuwa</u>	B. Urban	R. Gregory	L. Vander Esch	J. Smith		T. Diggs	J. Lewis	A. Brown	J. Kearse	D. Kazee
10/3	Carolina	T. Basham	<u>Q. Odighizuwa</u>	B. Urban	R. Gregory	<u>M. Parsons</u>	L. Vander Esch		T. Diggs	J. Lewis	A. Brown	J. Kearse	D. Kazee
10/10	N.Y. Giants	T. Basham	<u>Q. Odighizuwa</u>	B. Urban	R. Gregory	<u>M. Parsons</u>	L. Vander Esch		T. Diggs	M. Hooker	A. Brown	J. Kearse	D. Kazee
10/17	at New England	T. Basham	<u>Q. Bohanna</u>	C. Watkins	B. Urban	<u>M. Parsons</u>	L. Vander Esch	K. Neal	T. Diggs	A. Brown	A. Brown	J. Kearse	D. Kazee
10/31	at Minnesota	T. Basham	<u>Q. Odighizuwa</u>	C. Watkins	R. Gregory	<u>M. Parsons</u>	L. Vander Esch		T. Diggs	J. Lewis	A. Brown	J. Kearse	D. Kazee
11/7	Denver	T. Basham	<u>Q. Odighizuwa</u>	C. Watkins	R. Gregory	<u>M. Parsons</u>	L. Vander Esch		T. Diggs	J. Lewis	A. Brown	J. Kearse	D. Kazee
11/14	Atlanta	T. Basham	<u>Q. Odighizuwa</u>	C. Watkins	D. Armstrong	<u>M. Parsons</u>	L. Vander Esch		T. Diggs	J. Lewis	A. Brown	J. Kearse	D. Wilson
11/21	at Kansas City	<u>M. Parsons</u>	<u>Q. Odighizuwa</u>	C. Watkins	D. Armstrong	L. Vander Esch	K. Neal		T. Diggs	J. Lewis	A. Brown	J. Kearse	D. Wilson
11/25	Las Vegas												
12/2	at New Orleans												
12/12	at Washington												
12/19	at N.Y. Giants												
12/26	Washington												
1/2	Arizona												
1/9	at Philadelphia												

Rookies underlined.

2021 REGULAR SEASON INACTIVES

DATE	OPPONENT	1	2	3	4	5	6	7
9/9	at Tampa Bay	N. Brown	L. Gifford	<u>C. Golston</u>	W. Grier	M. Hooker	A. Kamara	<u>I. Mukuamu</u>
9/19	at L.A. Chargers	<u>C. Golston</u>	W. Grier	T. Nsekhe-I	D. Wilson-I			
9/27	Philadelphia	D. Armstrong-I	W. Grier	T. Nsekhe-I	C. Watkins-I	D. Wilson-I		
10/3	Carolina	D. Armstrong-I	<u>S. Fehoko</u>	W. Grier	<u>I. Mukuamu</u>	T. Nsekhe-I	C. Watkins-I	D. Wilson-I
10/10	N.Y. Giants	D. Armstrong-I	<u>S. Fehoko</u>	W. Grier	B. Knight	<u>I. Mukuamu</u>	D. Wilson-I	
10/17	at New England	B. Anae	D. Armstrong-I	<u>S. Fehoko</u>	W. Grier	<u>I. Mukuamu</u>		
10/31	at Minnesota	<u>M. Farniok</u>	<u>S. Fehoko</u>	A. Kamara	<u>I. Mukuamu</u>	D. Prescott-I		
11/7	Denver	<u>S. Fehoko</u>	W. Grier	<u>I. Mukuamu</u>	T. Smith-I			
11/14	Atlanta	<u>Q. Bohanna</u>	<u>S. Fehoko</u>	W. Grier	<u>I. Mukuamu</u>	T. Smith-I		
11/21	at Kansas City	<u>S. Fehoko</u>	W. Grier	<u>K. Joseph</u>	<u>I. Mukuamu</u>	T. Smith-I	<u>N. Wright-I</u>	
11/25	Las Vegas							
12/2	at New Orleans							
12/12	at Washington							
12/19	at N.Y. Giants							
12/26	Washington							
1/2	Arizona							
1/9	at Philadelphia							

"I" denotes injury

GAME-BY-GAME CAPTAINS AND ELEVATIONS

2021 REGULAR SEASON - CAPTAINS

DATE	OPPONENT	OFFENSE	DEFENSE	SPECIAL TEAMS
9/9	at Tampa Bay	Dak Prescott	Randy Gregory	Darian Thompson
9/19	at L.A. Chargers	Tyron Smith	Dorance Armstrong	Cedrick Wilson
9/27	Philadelphia	Ezekiel Elliott	Damontae Kazee	Corey Clement
10/3	Carolina	Zack Martin	Jaylon Smith	Luke Gifford
10/10	N.Y. Giants	CeeDee Lamb	Jourdan Lewis	Noah Brown
10/17	at New England	Dak Prescott	Leighton Vander Esch	C.J. Goodwin
10/31	at Minnesota	Dalton Schultz	Jayron Kearsae	Tony Pollard
11/7	Denver	Amari Cooper	Randy Gregory	Jeremy Sprinkle
11/14	Atlanta	Tyler Biadasz	Anthony Brown	Malik Turner
11/21	at Kansas City	Terence Steele	Donovan Wilson	Francis Bernard
11/25	Las Vegas			
12/2	at New Orleans			
12/12	at Washington			
12/19	at N.Y. Giants			
12/26	Washington			
1/2	Arizona			
1/9	at Philadelphia			

GAME-BY-GAME ELEVATIONS

Date	Opponent	STANDARD ELEVATION	COVID-19 REPLACEMENT	Reserve/COVID-19
9/9	@ Tampa Bay	J. Sprinkle D. Thompson	Not Eligible	B. Knight/Z. Martin
9/19	@ LA Chargers	----	J. Sprinkle	R. Gregory
9/27	PHILADELPHIA	N. Ralston	J. Hamilton J. Sprinkle	B. Anae/K. Neal
10/3	CAROLINA	A. Faolui J. Hamilton	N. Ralston J. Sprinkle	B. Anae/K. Neal
10/10	N.Y. GIANTS	N. Ralston J. Sprinkle	----	----
10/17	@ New England	----	----	----
10/31	@ Minnesota	J. Hamilton	----	----
11/7	DENVER	----	----	----
11/14	ATLANTA	----	L. Hajrullahu	G. Zuerlein
11/21	@ Kansas City	K. Brown	D. Burton	A. Cooper
11/25	LAS VEGAS			
12/2	@ New Orleans			
12/12	@ Washington			
12/19	@ N.Y. Giants			
12/26	WASHINGTON			
1/2	ARIZONA			
1/9	@ Philadelphia			

2021 DALLAS COWBOYS UNOFFICIAL DEPTH CHART

(As of November 22, 2021)

OFFENSE

WR	19 [Amari Cooper]	85 Noah Brown	
LT	77 Tyron Smith	79 Ty Nsekhe	
LG	66 Connor McGovern	52 Connor Williams	
C	63 Tyler Biadasz	66 Connor McGovern	68 <u>Matt Farniok</u>
RG	70 Zack Martin		
RT	78 Terence Steele	71 La'el Collins	79 Ty Nsekhe
TE	86 Dalton Schultz	87 Jeremy Sprinkle	84 Sean McKeon
WR	88 CeeDee Lamb	81 <u>Simi Fehoko</u>	
WR	13 Michael Gallup	1 Cedrick Wilson	17 Malik Turner
QB	4 Dak Prescott	10 Cooper Rush	15 Will Grier
RB	21 Ezekiel Elliott	20 Tony Pollard	32 Corey Clement

DEFENSE

LDE	93 Tarell Basham	54 Azur Kamara	
LDT	97 <u>Osa Odighizuwa</u>	72 Trysten Hill	98 <u>Quinton Bohanna</u>
RDT	91 Carlos Watkins	99 Justin Hamilton	
RDE	92 Dorance Armstrong	59 <u>Chauncey Golston</u>	
OLB	11 <u>Micah Parsons</u>	53 Francis Bernard	
MLB	42 Keanu Neal	57 Luke Gifford	
OLB	55 Leighton Vander Esch		
LCB	7 Trevon Diggs	25 <u>Nahshon Wright</u>	29 C.J. Goodwin
NCB	26 Jourdan Lewis		
RCB	30 Anthony Brown	24 <u>Kelvin Joseph</u>	
SS	27 Jayron Kearse	28 Malik Hooker	38 <u>Israel Mukuamu</u>
FS	6 Donovan Wilson	18 Damontae Kazee	

SPECIALISTS

K	2 Greg Zuerlein	
P	5 Bryan Anger	
LS	44 Jake McQuaide	
H	5 Bryan Anger	
KR	20 Tony Pollard	32 Corey Clement
PR	88 CeeDee Lamb	1 Cedrick Wilson

[Injured Players]

PRONUNCIATION GUIDE

Dorance Armstrong	DOOR-intz	Jayron Kearse	JAY-RON
Tyler Biadasz	bee-AH-dish	Sean McKeon	muh-CUE-in
Quinton Bohanna	boe-HAN-ah	Jake McQuaide	Mc-KWAYD
Corey Clement	CLEM-ent	Israel Mukuamu	moo-KWAH-moo
La'el Collins	luhEL	Ty Nsekhe	en-SECK-he
Matt Farniok	FAR-nee-ack	Osa Odighizuwa	oh-DIGGY-zoowa
Simi Fehoko	SIM-ee FAY-hoko	Malik Turner	muh-LEEK
Azur Kamara	ah-ZORE kah-MAR-ah	Nahshon Wright	nuh-SHAWN
Damontae Kazee	duh-MON-tay KAY-zee	Greg Zuerlein	ZURR-line

COACHING STAFF

HEAD COACH: Mike McCarthy

ASSISTANTS: Jeff Blasko (Assistant Offensive Line), Matt Daniels (Assistant Special Teams), Rob Davis (Assistant Head Coach), Aden Durde (Defensive Line), George Edwards (Senior Defensive Assistant), John Fassel (Special Teams Coordinator), Ryan Feder (Quality Control Analytics), Al Harris (Defensive Backs), Chase Haslett (Quality Control/Offense), Adam Henry (Wide Receivers), Leon Lett (Assistant Defensive Line), Cannon Matthews (Quality Control/Defense), Scott McCurley (Linebackers), Kellen Moore (Offensive Coordinator), Harold Nash (Strength & Conditioning Coordinator), Doug Nussmeier (Quarterbacks), Skip Peete (Running Backs), Joe Philbin (Offensive Line), Dan Quinn (Defensive Coordinator), Justin Rudd (Video/Analytics), Eric Simonelli (Quality Control Analytics), Cedric Smith (Assistant Strength & Conditioning), Kendall Smith (Assistant Strength & Conditioning), Scott Tolzien (Offensive Assistant), Kyle Valero (Quality Control Analytics), Lunda Wells (Tight Ends), Joe Whitt (Secondary/Defensive Pass Game Coordinator).

2021 DALLAS COWBOYS ALPHABETICAL ROSTER

NO.	NAME	POS	HT	WT	DOB	EXP	COLLEGE	HOMETOWN	GP	GS	DNP	IA
5	Anger, Bryan	P	6-3	205	10/6/1988	10	California	Camarillo, Calif.	10	0	0	0
92	Armstrong, Dorance	DE	6-4	260	6/10/1997	4	Kansas	Houston, Texas	6	3	0	4
93	Basham, Tarell	DE	6-4	266	3/18/1994	5	Ohio	Rocky Mount, Va.	10	6	0	0
53	Bernard, Francis	LB	6-0	242	4/8/1995	2	Utah	Herriman, Utah	3	0	0	0
63	Biadasz, Tyler	C	6-4	317	11/20/1997	2	Wisconsin	Amherst, Wisc.	10	10	0	0
98	Bohanna, Quinton	DT	6-4	327	3/16/1999	R	Kentucky	Memphis, Tenn.	9	1	0	1
30	Brown, Anthony	CB	5-11	188	12/16/1993	6	Purdue	Tampa, Fla.	10	10	0	0
85	Brown, Noah	WR	6-2	215	1/6/1996	5	Ohio State	Flanders, N.J.	9	1	0	1
32	Clement, Corey	RB	5-10	220	11/2/1994	5	Wisconsin	Glassboro, N.J.	10	0	0	0
71	Collins, La'el	T	6-4	323	7/26/1993	7	Louisiana State	Baton Rouge, La.	5	4	0	0
7	Diggs, Trevon	CB	6-1	203	9/20/1998	2	Alabama	Gaithersburg, Md.	10	10	0	0
21	Elliott, Ezekiel	RB	6-0	228	7/22/1995	6	Ohio State	St. Louis, Mo.	10	10	0	0
68	Farniok, Matt	G	6-5	311	9/26/1997	R	Nebraska	Sioux Falls, S.D.	8	0	1	1
81	Fehoko, Simi	WR	6-4	222	11/5/1997	R	Stanford	Sandy, Utah	3	0	0	7
13	Gallup, Michael	WR	6-1	205	3/4/1996	4	Colorado State	Monroe, Ga.	3	2	0	0
57	Gifford, Luke	LB	6-3	245	8/28/1995	3	Nebraska	Lincoln, Neb.	9	0	0	1
59	Golston, Chauncey	DE	6-5	268	2/10/1998	R	Iowa	Detroit, Mich.	8	0	0	2
29	Goodwin, C.J.	CB	6-3	187	2/4/1990	6	California (PA)	Wheeling, W.V.	10	0	0	0
15	Grier, Will	QB	6-1	220	4/3/1995	3	West Virginia	Charlotte, N.C.	0	0	1	9
99	Hamilton, Justin	DT	6-2	315	7/27/1993	4	Louisiana	Natchez, Miss.	6	0	0	0
72	Hill, Trysten	DT	6-3	305	3/25/1998	3	Central Florida	Lee, Fla.	2	0	0	0
28	Hooker, Malik	FS	6-1	212	4/2/1996	5	Ohio State	New Castle, Pa.	9	2	0	1
24	Joseph, Kelvin	CB	5-11	197	11/11/1999	R	Kentucky	Baton Rouge, La.	3	0	0	1
54	Kamara, Azur	DE	6-3	245	9/26/1998	2	Kansas	Glendale, Ariz.	8	0	0	2
18	Kazee, Damontae	S	5-11	174	6/5/1993	5	San Diego State	San Bernardino, Calif.	10	8	0	0
27	Kearse, Jayron	S	6-4	220	2/11/1994	5	Clemson	Fort Myers, Fla.	10	9	0	0
88	Lamb, CeeDee	WR	6-2	200	4/8/1999	2	Oklahoma	Richmond, Texas	10	10	0	0
26	Lewis, Jourdan	CB	5-10	186	8/31/1995	5	Michigan	Detroit Mich.	10	7	0	0
70	Martin, Zack	G	6-4	315	11/20/1990	8	Notre Dame	Indianapolis, Ind.	9	9	0	0
66	McGovern, Connor	G	6-5	315	11/3/1997	3	Penn State	Larksville, Pa.	9	2	1	0
84	McKeon, Sean	TE	6-3	255	12/28/1997	2	Michigan	Dudley, Mass.	3	0	0	0
44	McQuaide, Jake	LS	6-2	235	12/7/1987	11	Ohio State	Cincinnati, Ohio	10	0	0	0
38	Mukuamu, Israel	S	6-4	212	11/28/1999	R	South Carolina	Charlotte, N.C.	1	0	1	8
42	Neal, Keanu	LB	6-0	211	7/26/1995	5	Florida	Bushnell, Fla.	8	3	0	0
79	Nsekhe, Ty	T	6-8	330	10/27/1985	8	Texas State	Austin, TX	5	0	2	3
97	Odighizuwa, Osa	DT	6-2	282	8/13/1998	R	UCLA	Dayton, Ohio	10	9	0	0
11	Parsons, Micah	LB	6-3	246	5/26/1999	R	Penn State	Harrisburg, Pa.	10	10	0	0
20	Pollard, Tony	RB	6-0	210	4/30/1997	3	Memphis	Memphis, Tenn.	10	0	0	0
4	Prescott, Dak	QB	6-2	235	7/29/1993	6	Mississippi State	Houghton, La.	9	9	0	1
10	Rush, Cooper	QB	6-3	225	12/21/1993	4	Central Michigan	Charlotte, Mich.	3	1	7	0
86	Schultz, Dalton	TE	6-5	255	7/11/1996	4	Stanford	South Jordan, Utah	10	10	0	0
77	Smith, Tyron	T	6-5	305	12/12/1990	11	Southern California	Moreno Valley, Calif.	7	7	0	3
87	Sprinkle, Jeremy	TE	6-5	255	8/10/1994	5	Arkansas	White Hall, Ark.	10	0	0	0
78	Steele, Terence	T	6-6	320	6/4/1997	2	Texas Tech	Cibola, Texas	10	9	0	0
17	Turner, Malik	WR	6-2	202	1/30/1996	4	Illinois	Springfield, Ill.	7	0	0	0
55	Vander Esch, Leighton	LB	6-4	255	2/8/1996	4	Boise State	Riggins, Idaho	10	9	0	0
91	Watkins, Carlos	DE	6-3	297	12/5/1993	5	Clemson	Mooreboro, N.C.	8	7	0	2
52	Williams, Connor	G	6-5	320	5/12/1997	4	Texas	Coppell, Texas	10	9	0	0
1	Wilson, Cedrick	WR	6-2	195	11/21/1995	4	Boise State	Memphis, Tenn.	10	3	0	0
6	Wilson, Donovan	S	6-0	200	2/21/1995	3	Texas A&M	Shreveport, La.	6	3	0	4
25	Wright, Nahshon	CB	6-4	183	9/23/1998	R	Oregon State	East Palo Alto, Calif.	9	0	0	1
2	Zuerlein, Greg	K	6-0	195	12/27/1987	10	Missouri Western	Lincoln, Neb.	9	0	0	0
PRACTICE SQUAD												
60	Alarcon, Isaac	T	6-6	325	7/27/1998	1	Monterrey Tech	Monterrey, Mexico	0	0	0	0
56	Anae, Bradlee	DE	6-3	260	1/17/1998	2	Utah	Laie, Hawaii	4	0	0	1
36	Brown, Kyron	CB	6-1	195	5/26/1996	2	Akron	Boynton Beach, FL	1	0	0	0
49	Bunting, Ian	TE	6-7	255	2/10/1996	2	California	Hinsdale, Ill.	0	0	0	0
33	Burton, Deante	CB	6-2	210	7/12/1994	4	Kansas State	Manhattan, KS	1	0	0	0
76	Collins, Aviante	T	6-4	292	4/21/1993	3	Texas Christian		0	0	0	0
39	Coyle, Tyler	S	6-0	209	12/31/1969	R	Purdue	Windsor, Conn.	0	0	0	0
3	DiNucci, Ben	QB	6-2	215	11/24/1996	2	James Madison	Wexford, PA	0	0	0	0
58	Faoliu, Austin	DE	6-3	287	1/9/1999	R	Oregon	Santa Ana, Calif.	1	0	0	0
3	Hajrullahu, Lirim	K	5-11	215	4/24/1990	1	Western Ontario (Can.)	St. Catharines, Ontario, Canada	1	0	0	0
37	Hardy, JaQuan	RB	5-8	211	12/31/1997	R	Tiffin	Westlake, Ohio	0	0	0	0
62	Jones, Braylon	C	6-3	301	2/10/1998	R	Houston	Tyler, Texas	0	0	0	0
16	Mitchell, Osirus	WR	6-5	206	9/15/1997	R	Mississippi State	Sarasota, Fla.	0	0	0	0
46	Ralston, Nick	FB	6-0	237	11/10/1996	R	Louisiana	Argyle, Texas	4	0	0	0
80	Smith, Brandon	WR	6-1	218	12/10/1998	R	Iowa	Lake Cormorant, Miss.	0	0	0	0
51	Speaks, Braeland	DE	6-3	285	12/18/1995	3	Mississippi	Jackson, Miss.	0	0	0	0
RESERVE/COVID-19												
19	Cooper, Amari	WR	6-1	225	6/17/1994	7	Alabama	Miami, Fla.	9	9	0	0
83	Foster, Robert	WR	6-2	194	5/7/1994	4	Alabama	Monaca, Pa.	0	0	0	0
15	Vasher, T.J.	WR	6-6	215	8/29/1998	R	Texas Tech	Wichita Falls, Texas	0	0	0	0
RESERVE/INJURED												
75	Ball, Josh	T	6-8	308	5/15/1998	R	Marshall	Fredericksburg, Va.	0	0	0	0
31	Canady, Maurice	CB	6-1	193	5/26/1994	5	Virginia	Richmond, Va.	6	0	0	0
14	Cox, Jabril	LB	6-3	233	4/16/1998	R	Louisiana State	Kansas City, Mo.	7	0	0	0
34	Dowdle, Rico	RB	5-11	215	6/14/1998	2	South Carolina	Asheville, N.C.	0	0	0	0
96	Gallimore, Neville	DT	6-2	307	1/17/1997	2	Oklahoma	Ottawa, Ontario	0	0	0	0
94	Gregory, Randy	DE	6-5	260	11/23/1992	4	Nebraska	Jacksonville, Fla.	7	6	0	0
65	Hyatt, Mitch	T	6-5	315	2/6/1997	2	Clemson	Suwanee, Ga.	0	0	0	0
89	Jarwin, Blake	TE	6-5	250	7/16/1994	5	Oklahoma State	Tuttle, Okla.	7	5	0	0
90	Lawrence, DeMarcus	DE	6-3	250	4/28/1992	8	Boise State	Aiken, S.C.	1	1	0	0
7	Niswander, Hunter	P	6-4	243	11/26/1994	2	Northwestern	Peninsula, Ohio	0	0	0	0
45	Oloniua, Sewo	FB	6-3	235	11/27/1997	2	Texas Christian	Kingwood, Texas	0	0	0	0
41	Robinson, Reggie	CB	6-1	200	4/14/1997	2	Tulsa	Cleburne, Texas	0	0	0	0
95	Urban, Brent	DE	6-7	305	5/5/1991	8	Virginia	Mississauga, Ont.	6	4	0	0
PRACTICE SQUAD INJURED												
23	Thompson, Darian	S	6-2	212	9/22/1993	6	Boise State	Lancaster, Calif.	1	0	0	0

2021 DALLAS COWBOYS NUMERICAL ROSTER

NO.	NAME	POS	HT	WT	AGE	EXP	COLLEGE	HOW ACQ	GP	GS	DNP	IA
1	Cedrick Wilson	WR	6-2	195	26	4	Boise State	D6b-'18	10	3	0	0
2	Greg Zuerlein	K	6-0	195	33	10	Missouri Western	UFA(LAR)-'20	9	0	0	0
4	Dak Prescott	QB	6-2	235	28	6	Mississippi State	D4b-'16	9	9	0	1
5	Bryan Anger	P	6-3	205	33	10	California	FA-'21	10	0	0	0
6	Donovan Wilson	S	6-0	200	26	3	Texas A&M	D6-'19	6	3	0	4
7	Trevon Diggs	CB	6-1	203	23	2	Alabama	D2-'20	10	10	0	0
10	Cooper Rush	QB	6-3	225	27	4	Central Michigan	FA-'20	3	1	7	0
11	Micah Parsons	LB	6-3	246	22	R	Penn State	D1-'21	10	10	0	0
13	Michael Gallup	WR	6-1	205	25	4	Colorado State	D3-'18	3	2	0	0
15	Will Grier	QB	6-1	220	26	3	West Virginia	W(Car)-'21	0	0	1	9
17	Malik Turner	WR	6-2	202	25	4	Illinois	W(GB)-'20	7	0	0	0
18	Damontae Kazee	S	5-11	174	28	5	San Diego State	UFA(Atl)-'21	10	8	0	0
20	Tony Pollard	RB	6-0	210	24	3	Memphis	D4a-'19	10	0	0	0
21	Ezekiel Elliott	RB	6-0	228	26	6	Ohio State	D1-'16	10	10	0	0
24	Kelvin Joseph	CB	5-11	197	22	R	Kentucky	D2-'21	3	0	0	1
25	Nahshon Wright	CB	6-4	183	23	R	Oregon State	D3c-'21	9	0	0	1
26	Jourdan Lewis	CB	5-10	186	26	5	Michigan	D3-'17	10	7	0	0
27	Jayron Kearse	S	6-4	220	27	5	Clemson	FA-'21	10	9	0	0
28	Malik Hooker	FS	6-1	212	25	5	Ohio State	FA-'21	9	2	0	1
29	C.J. Goodwin	CB	6-3	187	31	6	California (PA)	PS(Cin)-'18	10	0	0	0
30	Anthony Brown	CB	5-11	188	27	6	Purdue	D6a-'16	10	10	0	0
32	Corey Clement	RB	5-10	220	27	5	Wisconsin	FA-'21	10	0	0	0
38	Israel Mukuamu	S	6-4	212	21	R	South Carolina	D6b-'21	1	0	1	8
42	Keanu Neal	LB	6-0	211	26	5	Florida	D1-'16	8	3	0	0
44	Jake McQuaide	LS	6-2	235	33	11	Ohio State	UFA(LAR)-'21	10	0	0	0
52	Connor Williams	G	6-5	320	24	4	Texas	D2-'18	10	9	0	0
53	Francis Bernard	LB	6-0	242	26	2	Utah	UDFA-'20	3	0	0	0
54	Azur Kamara	DE	6-3	245	23	2	Kansas	UDFA-'20	8	0	0	2
55	Leighton Vander Esch	LB	6-4	255	25	4	Boise State	D1-'18	10	9	0	0
57	Luke Gifford	LB	6-3	245	26	3	Nebraska	UDFA-'19	9	0	0	1
59	Chauncey Golston	DE	6-5	268	23	R	Iowa	D3b-'21	8	0	0	2
63	Tyler Bivasz	C	6-4	317	24	2	Wisconsin	D4b-'20	10	10	0	0
66	Connor McGovern	G	6-5	315	24	3	Penn State	D3-'19	9	2	1	0
68	Matt Farniok	G	6-5	311	24	R	Nebraska	D7-'21	8	0	1	1
70	Zack Martin	G	6-4	315	31	8	Notre Dame	D1-'14	9	9	0	0
71	La'el Collins	T	6-4	323	28	7	Louisiana State	UDFA-'15	5	4	0	0
72	Trysten Hill	DT	6-3	305	23	3	Central Florida	D2-'19	2	0	0	0
77	Tyron Smith	T	6-5	305	30	11	Southern California	D1-'11	7	7	0	3
78	Terence Steele	T	6-6	320	24	2	Texas Tech	UDFA-'20	10	9	0	0
79	Ty Nsekhe	T	6-8	330	36	8	Texas State	UFA(Buf)-'21	5	0	2	3
81	Simi Fehoko	WR	6-4	222	24	R	Stanford	D5-'21	3	0	0	7
84	Sean McKeon	TE	6-3	255	23	2	Michigan	UDFA-'20	3	0	0	0
85	Noah Brown	WR	6-2	215	25	5	Ohio State	D7b-'17	9	1	0	1
86	Dalton Schultz	TE	6-5	255	25	4	Stanford	D4b-'18	10	10	0	0
87	Jeremy Sprinkle	TE	6-5	255	27	5	Arkansas	UFA(Was)-'21	10	0	0	0
88	CeeDee Lamb	WR	6-2	200	22	2	Oklahoma	D1-'20	10	10	0	0
91	Carlos Watkins	DE	6-3	297	27	5	Clemson	UFA(Hou)-'21	8	7	0	2
92	Dorance Armstrong	DE	6-4	260	24	4	Kansas	D4a-'18	6	3	0	4
93	Tarell Basham	DE	6-4	266	27	5	Ohio	UFA(NYJ)-'21	10	6	0	0
97	Osa Odighizuwa	DT	6-2	282	23	R	UCLA	D3a-'21	10	9	0	0
98	Quinton Bohanna	DT	6-4	327	22	R	Kentucky	D6a-'21	9	1	0	1
99	Justin Hamilton	DT	6-2	315	28	4	Louisiana	FA-'19	6	0	0	0
PRACTICE SQUAD												
3	Ben DiNucci	QB	6-2	215	24	2	James Madison	D7-'20	0	0	0	0
3	Lirim Hajrullahu	K	5-11	215	31	1	Western Ontario (Can.)	FA-'21	1	0	0	0
16	Osirus Mitchell	WR	6-5	206	24	R	Mississippi State	UDFA-'21	0	0	0	0
33	Deante Burton	CB	6-2	210	27	4	Kansas State	PS(Ind)-'19	1	0	0	0
36	Kyron Brown	CB	6-1	195	25	2	Akron	FA-'21	1	0	0	0
37	JaQuan Hardy	RB	5-8	211	23	R	Tiffin	UDFA-'21	0	0	0	0
39	Tyler Coyle	S	6-0	209	51	R	Purdue	UDFA-'21	0	0	0	0
46	Nick Ralston	FB	6-0	237	25	R	Louisiana	UDFA-'21	4	0	0	0
49	Ian Bunting	TE	6-7	255	25	2	California	FA-'21	0	0	0	0
51	Breeland Speaks	DE	6-3	285	25	3	Mississippi	FA-'21	0	0	0	0
56	Bradlee Anae	DE	6-3	260	23	2	Utah	D5-'20	4	0	0	1
58	Austin Faolii	DE	6-3	287	22	R	Oregon	UDFA-'21	1	0	0	0
60	Isaac Alarcon	T	6-6	325	23	1	Monterrey Tech	IPP-'20	0	0	0	0
62	Brayton Jones	C	6-3	301	23	R	Houston	UDFA-'21	0	0	0	0
76	Aviante Collins	T	6-4	292	28	3	Texas Christian	FA-'21	0	0	0	0
80	Brandon Smith	WR	6-1	218	22	R	Iowa	UDFA-'21	0	0	0	0
RESERVE/COVID-19												
15	T.J. Vasher	WR	6-6	215	23	R	Texas Tech	UDFA-'21	0	0	0	0
19	Amari Cooper	WR	6-1	225	27	7	Alabama	T(Oak)-'18	9	9	0	0
83	Robert Foster	WR	6-2	194	27	4	Alabama	FA-'21	0	0	0	0
RESERVE/INJURED												
7	Hunter Niswander	P	6-4	243	26	2	Northwestern	FA-'20	0	0	0	0
14	Jabril Cox	LB	6-3	233	23	R	Louisiana State	D4a-'21	7	0	0	0
31	Maurice Canady	CB	6-1	193	27	5	Virginia	UFA(Hou)-'20	6	0	0	0
34	Rico Dowdle	RB	5-11	215	23	2	South Carolina	UDFA-'20	0	0	0	0
41	Reggie Robinson	CB	6-1	200	24	2	Tulsa	D4a-'20	0	0	0	0
45	Sewo Oloniluwa	FB	6-3	235	23	2	Texas Christian	UDFA-'20	0	0	0	0
65	Mitch Hyatt	T	6-5	315	24	2	Clemson	UDFA-'19	0	0	0	0
75	Josh Ball	T	6-8	308	23	R	Marshall	D4b-'21	0	0	0	0
89	Blake Jarwin	TE	6-5	250	27	5	Oklahoma State	UDFA-'17	7	5	0	0
90	DeMarcus Lawrence	DE	6-3	250	29	8	Boise State	D2-'14	1	1	0	0
94	Randy Gregory	DE	6-5	260	28	4	Nebraska	D2-'15	7	6	0	0
95	Brent Urban	DE	6-7	305	30	8	Virginia	UFA(Chi)-'21	6	4	0	0
96	Neville Gallimore	DT	6-2	307	24	2	Oklahoma	D3-'20	0	0	0	0
PRACTICE SQUAD INJURED												
23	Darian Thompson	S	6-2	212	28	6	Boise State	FA-'18	1	0	0	0

2021 DALLAS COWBOYS POSITIONAL ROSTER

NO.	NAME	POS.	HT.	WT.	AGE	EXP.	COLLEGE	HOW ACQ.
QUARTERBACKS (3)								
4	Dak Prescott	QB	6-2	235	28	6	Mississippi State	D4b-'16
10	Cooper Rush	QB	6-3	225	27	4	Central Michigan	FA-'20
15	Will Grier	QB	6-1	220	26	3	West Virginia	W(Car)-'21
RUNNING BACKS (3)								
20	Tony Pollard	RB	6-0	210	24	3	Memphis	D4a-'19
21	Ezekiel Elliott	RB	6-0	228	26	6	Ohio State	D1-'16
32	Corey Clement	RB	5-10	220	27	5	Wisconsin	FA-'21
WIDE RECEIVERS (6)								
1	Cedrick Wilson	WR	6-2	195	26	4	Boise State	D6b-'18
13	Michael Gallup	WR	6-1	205	25	4	Colorado State	D3-'18
17	Malik Turner	WR	6-2	202	25	4	Illinois	W(GB)-'20
81	Simi Fehoko	WR	6-4	222	24	R	Stanford	D5-'21
85	Noah Brown	WR	6-2	215	25	5	Ohio State	D7b-'17
88	CeeDee Lamb	WR	6-2	200	22	2	Oklahoma	D1-20
TIGHT ENDS (3)								
84	Sean McKeon	TE	6-3	255	23	2	Michigan	UDFA-'20
86	Dalton Schultz	TE	6-5	255	25	4	Stanford	D4b-'18
87	Jeremy Sprinkle	TE	6-5	255	27	5	Arkansas	UFA(Was)-'21
OFFENSIVE LINE (9)								
52	Connor Williams	G	6-5	320	24	4	Texas	D2-'18
63	Tyler Biadasz	C	6-4	317	24	2	Wisconsin	D4b-'20
66	Connor McGovern	G	6-5	315	24	3	Penn State	D3-'19
68	Matt Farniok	G	6-5	311	24	R	Nebraska	D7-'21
70	Zack Martin	G	6-4	315	31	8	Notre Dame	D1-'14
71	La'el Collins	T	6-4	323	28	7	Louisiana State	UDFA-'15
77	Tyron Smith	T	6-5	305	30	11	Southern California	D1-'11
78	Terence Steele	T	6-6	320	24	2	Texas Tech	UDFA-'20
79	Ty Nsekhe	T	6-8	330	36	8	Texas State	UFA(Buf)-'21
DEFENSIVE LINE (9)								
54	Azur Kamara	DE	6-3	245	23	2	Kansas	UDFA-'20
59	Chauncey Golston	DE	6-5	268	23	R	Iowa	D3b-'21
72	Trysten Hill	DT	6-3	305	23	3	Central Florida	D2-'19
91	Carlos Watkins	DE	6-3	297	27	5	Clemson	UFA(Hou)-'21
92	Dorance Armstrong	DE	6-4	260	24	4	Kansas	D4a-'18
93	Tarell Basham	DE	6-4	266	27	5	Ohio	UFA(NYJ)-'21
97	Osa Odighizuwa	DT	6-2	282	23	R	UCLA	D3a-'21
98	Quinton Bohanna	DT	6-4	327	22	R	Kentucky	D6a-'21
99	Justin Hamilton	DT	6-2	315	28	4	Louisiana	FA-19
LINEBACKERS (5)								
11	Micah Parsons	LB	6-3	246	22	R	Penn State	D1-'21
42	Keanu Neal	LB	6-0	211	26	5	Florida	D1-'16
53	Francis Bernard	LB	6-0	242	26	2	Utah	UDFA-'20
55	Leighton Vander Esch	LB	6-4	255	25	4	Boise State	D1-'18
57	Luke Gifford	LB	6-3	245	26	3	Nebraska	UDFA-'19
DEFENSIVE BACKS (11)								
6	Donovan Wilson	S	6-0	200	26	3	Texas A&M	D6-'19
7	Trevon Diggs	CB	6-1	203	23	2	Alabama	D2-'20
18	Damontae Kazee	S	5-11	174	28	5	San Diego State	UFA(Atl) '21
24	Kelvin Joseph	CB	5-11	197	22	R	Kentucky	D2-'21
25	Nahshon Wright	CB	6-4	183	23	R	Oregon State	D3c-'21
26	Jourdan Lewis	CB	5-10	186	26	5	Michigan	D3-'17
27	Jayron Kearse	S	6-4	220	27	5	Clemson	FA-'21
28	Malik Hooker	FS	6-1	212	25	5	Ohio State	FA-'21
29	C.J. Goodwin	CB	6-3	187	31	6	California (PA)	PS(Cin)-'18
30	Anthony Brown	CB	5-11	188	27	6	Purdue	D6a-'16
38	Israel Mukuamu	S	6-4	212	21	R	South Carolina	D6b-'21
SPECIALISTS (3)								
2	Greg Zuerlein	K	6-0	195	33	10	Missouri Western	UFA(LAR)-'20
5	Bryan Anger	P	6-3	205	33	10	California	FA-'21
44	Jake McQuaide	LS	6-2	235	33	11	Ohio State	UFA(LAR)-'21

HOW THE COWBOYS WERE BUILT/CONTRACT STATUS

YEAR	DRAFT PICKS (36)	FREE AGENTS (19)	COLLEGE FREE AGENTS (9)	TRADES/WAIVERS (3)	PRACTICE SQUAD (1)
2011	T. Smith (1st)				
2014	Z. Martin (1st) D. Lawrence (2nd) *				
2015	R. Gregory (2nd) *		L. Collins (UDFA-'15)		
2016	E. Elliott (1st) K. Neal (1st) D. Prescott (4th) A. Brown (6th)				
2017	J. Lewis (3rd) N. Brown (7th)	B. Jarwin (UDFA-'17) *			
2018	L. Vander Esch (1st) C. Williams (2nd) M. Gallup (3rd) D. Armstrong (4th) D. Schultz (4th-b) C. Wilson (6th-b)			A. Cooper (T Oak -'18) #	C. Goodwin (PS Cin -'18)
2019	T. Hill (2nd) C. McGovern (3rd) T. Pollard (4th) D. Wilson (6th)	L. Gifford (UDFA-'19) J. Hamilton (FA-19)	M. Hyatt (UDFA-'19) *		
2020	C. Lamb (1st) T. Diggs (2nd) N. Gallimore (3rd) * R. Robinson (4th-a) * T. Biadasz (4th-b)	M. Canady (UFA Hou -'20) * H. Niswander (FA-'20) * C. Rush (FA-'20) G. Zuerlein (UFA LAR -'20)	F. Bernard (UDFA-'20) R. Dowdle (UDFA-'20) * A. Kamara (UDFA-'20) S. McKeon (UDFA-'20) S. Olonilua (UDFA-'20) * T. Steele (UDFA-'20)	M. Turner (W GB -'20)	
2021	M. Parsons (1st) K. Joseph (2nd) O. Odighizuwa (3rd-a) C. Golston (3rd-b) N. Wright (3rd-c) J. Cox (4th-a) * J. Ball (4th-b) * S. Fehoko (5th) Q. Bohanna (6th-a) I. Mukuamu (6th-b) M. Farniok (7th)	B. Anger (FA-'21) T. Basham (UFA NYJ -'21) C. Clement (FA-'21) R. Foster (FA, '21) # M. Hooker (FA-'21) D. Kazee (UFA Atl '21) J. Kearse (FA-'21) J. McQuaide (UFA LAR -'21) T. Nsekhe (UFA Buf -'21) J. Sprinkle (UFA Was -'21) B. Urban (UFA Chi -'21) * C. Watkins (UFA Hou -'21)	T. Vasher (UDFA-'21) #	W. Grier (W Car -'21)	

Key: * Reserve/Injured, # Reserve/COVID-19

CONTRACT STATUS					
PLAYER	SIGNED THROUGH	PLAYER	SIGNED THROUGH	PLAYER	SIGNED THROUGH
Bryan Anger	2021	Luke Gifford	2021	Hunter Niswander *	2022
Dorance Armstrong	2021	Chauncey Golston	2024	Ty Nsekhe	2021
Josh Ball *	2024	C.J. Goodwin	2022	Osa Odighizuwa	2024
Tarell Basham	2022	Randy Gregory *	2021	Micah Parsons	2024
Francis Bernard	2021	Will Grier	2022	Tony Pollard	2022
Tyler Biadasz	2023	Justin Hamilton	2021	Dak Prescott	2024
Quinton Bohanna	2024	Trysten Hill	2022	Reggie Robinson *	2023
Anthony Brown	2022	Malik Hooker	2021	Cooper Rush	2022
Noah Brown	2021	Mitch Hyatt *	2021	Dalton Schultz	2021
Maurice Canady *	2021	Blake Jarwin *	2023	Tyron Smith	2023
Corey Clement	2021	Kelvin Joseph	2024	Jeremy Sprinkle	2021
La'el Collins	2024	Azur Kamara	2022	Terence Steele	2022
Amari Cooper #	2024	Damontae Kazee	2021	Malik Turner	2021
Jabril Cox *	2024	Jayron Kearse	2021	Brent Urban *	2021
Trevon Diggs	2023	CeeDee Lamb	2023	Leighton Vander Esch	2021
Rico Dowdle *	2022	DeMarcus Lawrence *	2023	T.J. Vasher #	2023
Ezekiel Elliott	2026	Jourdan Lewis	2023	Carlos Watkins	2021
Matt Farniok	2024	Zack Martin	2024	Connor Williams	2021
Simi Fehoko	2024	Connor McGovern	2022	Cedrick Wilson	2021
Robert Foster #	2021	Sean McKeon	2022	Donovan Wilson	2022
Neville Gallimore *	2023	Jake McQuaide	2021	Nahshon Wright	2024
Michael Gallup	2021	Israel Mukuamu	2024	Greg Zuerlein	2022

2021 DALLAS COWBOYS CONTRACT ANALYSIS

OFFENSE		2021	2022	2023	2024	2025	2026	2026	2027
QB	Grier, Will			UFA					
	Prescott, Dak					UFA			
	Rush, Cooper			UFA					
RB	Clement, Corey		UFA						
	Dowdle, Rico*			RFA	UFA				
	Elliott, Ezekiel							UFA	
	Olonilua, Sewo*			RFA	UFA				
	Pollard, Tony			UFA					
WR	Brown, Noah		UFA						
	Cooper, Amari^					UFA			
	Fehoko, Simi					UFA			
	Gallup, Michael		UFA						
	Lamb, CeeDee				OPTION	UFA			
	Turner, Malik		UFA						
	Vasher, T.J.#				RFA	UFA			
	Wilson, Cedrick		UFA						
TE	Jarwin, Blake*				UFA				
	McKeon, Sean			RFA	UFA				
	Schultz, Dalton		UFA						
	Sprinkle, Jeremy		UFA						
OL	Ball, Josh*					UFA			
	Biadasz, Tyler				UFA				
	Collins, La'el					UFA			
	Farniok, Matt					UFA			
	Hyatt, Mitch*		ERFA	RFA	UFA				
	Martin, Zack					UFA			
	McGovern, Connor			UFA					
	Nsekhe, Ty		UFA						
	Smith, Tyron				UFA				
	Steele, Terence			RFA	UFA				
	Williams, Connor		UFA						

DEFENSE		2021	2022	2023	2024	2025	2026	2027	2028
DL	Armstrong, Dorance		UFA						
	Basham, Tarell			UFA					
	Bohanna, Quinton					UFA			
	Gallimore, Neville*				UFA				
	Golston, Chauncey					UFA			
	Gregory, Randy*		UFA						
	Hamilton, Justin		UFA						
	Hill, Trysten			UFA					
	Kamara, Azur			RFA	UFA				
	Lawrence, DeMarcus*				UFA				
	Odighizuwa, Osa					UFA			
	Urban, Brent*		UFA						
	Watkins, Carlons		UFA						
	Bernard, Francis		ERFA	RFA	UFA				
LB	Cox, Jabril*					UFA			
	Gifford, Luke		RFA	UFA					
	Neal, Keanu		UFA						
	Parsons, Micah					OPTION	UFA		
	Vander Esch, Leighton		UFA						
DB	Brown, Anthony			UFA					
	Canady, Maurice*		UFA						
	Diggs, Trevon				UFA				
	Goodwin, C.J.			UFA					
	Hooker, Malik		UFA						
	Joseph, Kelvin					UFA			
	Kazee, Damonlae		UFA						
	Kearse, Jayron		UFA						
	Lewis, Jourdan				UFA				
	Mukuamu, Israel					UFA			
	Robinson, Reggie*				UFA				
	Wilson, Donovan			UFA					
	Wright, Nahshon					UFA			

SPECIAL TEAMS		2021	2022	2023	2024	2025	2026	2027	2028
ST	Anger, Bryan		UFA						
	McQuaide, Jake		UFA						
	Zuerlein, Greg			UFA					

	Player is under contract for season
	Player will be an exclusive rights free agent
	Player will be an unrestricted free agent
	Player will be a restricted free agent
	Player has a club option available

*-Reserve/Injured ^-Reserve/COVID-19 #-Reserve/PUP or NFI &-Reserve/Suspended !-Reserve/Injured-DTR

WHEN BUILT AND WHEN THEY GOT TO THE COWBOYS

1st Round (9)

[9] Tyron Smith (2011)
[16] Zack Martin (2014)
[4] Amari Cooper (2015-OAK)#
[4] Ezekiel Elliott (2016)
[17] Keanu Neal (2016-ATL)
[15] Malik Hooker (2017-IND)
[19] Leighton Vander Esch (2018)
[17] CeeDee Lamb (2020)
[12] Micah Parsons (2021)

2nd Round (6)

[34] DeMarcus Lawrence (2014)*
[60] Randy Gregory (2015)*
[50] Connor Williams (2018)
[58] Trysten Hill (2019)
[51] Trevon Diggs (2020)
[44] Kelvin Joseph (2021)

3rd Round (10)

[70] Bryan Anger (2012-JAX)
[80] Tarell Basham (2017-IND)
[92] Jourdan Lewis (2017)
[81] Michael Gallup (2018)
[90] Connor McGovern (2019)
[100] Will Grier (2019-CAR)
[82] Neville Gallimore (2020)*
[75] Osa Odighizuwa (2021)
[84] Chauncey Golston (2021)
[99] Nahshon Wright (2021)

Key: # Reserve/COVID-19, * Reserve/Injured

4th Round (10)

[134] Brent Urban (2014-BAL)*
[135] Dak Prescott (2016)
[142] Carlos Watkins (2017-HOU)
[116] Dorance Armstrong (2018)
[137] Dalton Schultz (2018)
[128] Tony Pollard (2019)
[123] Reggie Robinson (2020)*
[146] Tyler Biadasz (2020)
[115] Jabril Cox (2021)*
[138] Josh Ball (2021)*

5th Round (3)

[149] Damontae Kazee (2017-ATL)
[154] Jeremy Sprinkle (2017-WAS)
[179] Simi Fehoko (2021)

6th Round (7)

[171] Greg Zuerlein (2012-STL)
[189] Anthony Brown (2016)
[209] Maurice Canady (2016-BAL)*
[208] Cedrick Wilson (2018)
[213] Donovan Wilson (2019)
[192] Quinton Bohanna (2021)
[227] Israel Mukuamu (2021)

7th Round (3)

[244] Jayron Kears (2016-MIN)
[239] Noah Brown (2017)
[238] Matt Farniok (2021)

Undrafted (19)

Jake McQuaide (2011-STL)
Ty Nsekhe (2012-IND)
C.J. Goodwin (2014-PIT)
La'el Collins (2015)
Justin Hamilton (2015-BUF)
Corey Clement (2017-PHI)
Blake Jarwin (2017)*
Cooper Rush (2017)
Robert Foster (2018-BUF)#
Luke Gifford (2019)
Mitch Hyatt (2019)*
Francis Bernard (2020)
Rico Dowdle (2020)*
Azur Kamara (2020)
Sean McKeon (2020)
Hunter Niswander (2020)*
Sewo Olonilua (2020)*
Terence Steele (2020)
T.J. Vasher (2021)#

WHEN THEY GOT TO THE COWBOYS

2011 (1)

Tyron Smith, Round 1

2014 (2)

Zack Martin, Round 1
DeMarcus Lawrence, Round 2*

2015 (2)

Randy Gregory, Round 2*
La'el Collins, UDFA

2016 (4)

Ezekiel Elliott, Round 1
Keanu Neal, Round 1
Dak Prescott, Round 4
Anthony Brown, Round 6

2017 (3)

Jourdan Lewis, Round 3
Noah Brown, Round 7
Blake Jarwin, FA*

2018 (8)

Leighton Vander Esch, Round 1
Connor Williams, Round 2
Michael Gallup, Round 3
Dorance Armstrong, Round 4
Dalton Schultz, Round 4
Cedrick Wilson, Round 6
Amari Cooper, Trades (OAK)#
C.J. Goodwin, Practice Squad (CIN)

2019 (7)

Trysten Hill, Round 2
Connor McGovern, Round 3
Tony Pollard, Round 4
Donovan Wilson, Round 6
Luke Gifford, FA
Justin Hamilton, FA
Mitch Hyatt, UDFA*

2020 (15)

CeeDee Lamb, Round 1
Trevon Diggs, Round 2
Neville Gallimore, Round 3*
Tyler Biadasz, Round 4
Reggie Robinson, Round 4*
Francis Bernard, UDFA
Maurice Canady, FA (HOU)*
Rico Dowdle, UDFA*
Azur Kamara, UDFA
Sean McKeon, UDFA
Hunter Niswander, FA*
Sewo Olonilua, UDFA*
Cooper Rush, FA
Terence Steele, UDFA
Greg Zuerlein, FA (STL)

2021 (25)

Micah Parsons, Round 1
Kelvin Joseph, Round 2
Chauncey Golston, Round 3
Osa Odighizuwa, Round 3
Nahshon Wright, Round 3
Josh Ball, Round 4*
Jabril Cox, Round 4*
Simi Fehoko, Round 5
Quinton Bohanna, Round 6
Israel Mukuamu, Round 6
Matt Farniok, Round 7
Bryan Anger, FA
Tarell Basham, UFA (NYJ)
Corey Clement, FA
Robert Foster, FA#
Will Grier, Waivers (CAR)
Malik Hooker, FA
Damontae Kazee, UFA (ATL)
Jayron Kears, FA
Jake McQuaide, UFA (STL)
Ty Nsekhe, UFA (BUF)
Jeremy Sprinkle, UFA (WAS)
Brent Urban, UFA (CHI)*
T.J. Vasher, UDFA#
Carlos Watkins, UFA (HOU)

2021 TRANSACTIONS BY DATE

Jan. 4.....Signed **Isaac Alarcon, Kemon Hall, Ladarius Hamilton, Marcus Henry, Cole Hikutini, Jon'Vea Johnson, Chris Lacy, Walter palmore, Aaron Parker, Adam Redmond, Cooper Rush, Eric Smith, Saivion Smith** and **Williams Sweet** as Reserve/Futures.

Jan. 8.....Fired **Mike Nolan** and **Jim Tomsula**.

Jan. 12.....Named **Dan Quinn** defensive coordinator.

Jan. 21.....Named **Aden Durde** defensive line coach, **Harold Nash Jr.** strength and conditioning coordinator and **Joe Whitt Jr.** secondary/defensive pass game coordinator,

Feb. 11.....Named **Cedric Smith** assistant strength and conditioning.

March 9.....Signed **Ron'Dell Carter**.

March 10.....Signed **Dak Prescott**. Released **Jamize Olawale**.

March 17.....Released **Chris Jones**.

March 18.....Signed **Noah Brown** and **Jourdan Lewis**.

March 19.....Signed **C.J. Goodwin** and **Malik Turner**. Waived **Marcus Henry, Cole Hikutini, Jon'Vea Johnson** and **Chris Lacy**.

March 22.....Signed **Tarell Basham, Jake McQuaide, Ty Nsekhe, Brent Urban** and **Carlos Watkins**.

March 30.....Signed **Jayron Kears**.

April 7.....Signed **Bryan Anger** and **Jeremy Sprinkle**.

April 14.....Signed **Keanu Neal**.

April 29.....Drafted **Micah Parsons**.

April 30.....Drafted **Chauncey Golston, Kelvin Joseph, Osa Odighizuwa** and **Nahshon Wright**.

May 1.....Drafted **Jabril Cox, Josh Ball, Simi Fehoko, Quinton Bohanna, Israel Mukuamu** and **Matt Farniok**.

May 5.....Released **Adam Redmond** and **Antwaun Woods**. Waived **Kemon Hall, Ladarius Hamilton, Walter Palmore** and **Saivion Smith**.

May 14.....Signed **Tyler Coyle, Brennan Eagles, Nick Eubanks, Austin Faoliu, JaQuan Hardy, Anthony Hines, Braylon Jones, Brenden Knox, Artayvious Lynn, Osirus Mitchell, Nick Ralston, Brandon Smith** and **T.J. Vasher**.

May 18.....Waived **William Sweet**.

May 24.....Signed **Johnnie Dixon**.

June 11.....Waived/Injured **Stephen Guidry**. Signed **Reggie Davis**.

July 17.....Released **Rashard Robinson**.

July 22.....Placed **Amari Cooper, Chauncey Golston, Trysten Hill, Mitch Hyatt, DeMarcus Lawrence** and **Greg Zuerlein** on Active/PUP. Placed **T.J. Vasher** on Active/NFI.

July 25.....Signed **Kyron Brown**.

July 27.....Placed **Mitch Hyatt** on Reserve/Injured. Signed **Malik Hooker**.

Aug. 3.....**DeMarcus Lawrence** passed physical.

Aug. 10.....**Amari Cooper** passed physical.

Aug. 17.....Placed **Sewo Olonilua** and **Reggie Robinson** on Reserve/Injured. Waived/Injured **Anthony Hines**. Waived **Kyron Brown** and **Brennan Eagles**.

Aug. 19.....Waived **Hunter Niswander**. Signed **Lirim Hajrullahu**.

Aug. 23.....Placed **Malik Hooker, CeeDee Lamb, Israel Mukuamu** and **Carlos Watkins** on Reserve/COVID-19.

Aug. 24.....Waived **Lirim Hajrullahu**.

Aug. 25.....Activated **Israel Mukuamu**. **Greg Zuerlein** passed physical. Placed **Rico Dowdle** on Reserve/Injured. Placed **Damontae Kazee** and **Connor Williams** on Reserve/COVID-19.

Aug. 27.....Activated **Malik Hooker**.

Aug. 31.....Released **Deante Burton, Garrett Gilbert, Justin Hamilton, Jake McQuaide, Eric Smith, Jeremy Sprinkle** and **Darian Thompson**. Waived **Isaac Alarcon, Ron'Dell Carter, Tyler Coyle, Reggie Davis, Ben DiNucci, Johnnie Dixon, Nick Eubanks, Austin Faoliu, Jaquan Hardy, Braylon Jones, Brenden Knox, Artayvious Lynn, Osirus Mitchell, Aaron Parker, Steven Parker, Nick Ralston** and **Brandon Smith**. Placed **Noah Brown** on Reserve/COVID-19. **Trysten Hill** reverted to Reserve/PUP. **T.J. Vasher** reverted to Reserve/NFI. **Chauncey Golston** passed physical.

Sept. 1.....Released **Bryan Anger**. Signed **Isaac Alarcon, Kyron Brown, Tyler Coyle, Ben DiNucci, Austin Faoliu, Justin Hamilton, JaQuan Hardy, Braylon Jones, Osirus Mitchell, Nick Ralston, Brandon Smith, Breeland Speaks** and **Darian Thompson** to the practice squad.

Sept. 2.....Placed **Josh Ball, Francis Bernard, Neville Gallimore, Kelvin Joseph, Sean McKeon** and **Malik Turner** on Reserve/Injured. Signed **Corey Clement** and **Jake McQuaide**. Activated **Damontae Kazee, CeeDee Lamb** and **Carlos Watkins**. Signed **Ian Bunting** to the practice squad.

Sept. 5.....Signed **Bryan Anger**. Activated **Connor Williams** from Reserve/COVID-19. Placed **Brandon Knight** and **Zack Martin** on Reserve/COVID-19.

Sept. 6.....Signed **Aviante Collins** to the practice squad.

Sept. 8.....Activated **Noah Brown** from Reserve/COVID-19.

Sept. 9.....Elevated **Jeremy Sprinkle** and **Darian Thompson** from the practice squad.

Sept. 10.....**La'el Collins** placed on Reserve/Suspended.

Sept. 13.....Activated **Brandon Knight** and **Zack Martin** from Reserve/COVID-19. Placed **Michael Gallup** on Reserve/Injured. Placed **Randy Gregory** on Reserve/COVID-19. Placed **Deante Burton** and **Darian Thompson** on Practice Squad/Injured.

Sept. 14.....Signed **Robert Foster** and **Lirim Hajrullahu** to the practice squad.

Sept. 16.....Placed **DeMarcus Lawrence** on Reserve/Injured.

Sept. 17.....Placed **Osirus Mitchell** on Practice Squad/Injured.

Sept. 18.....Activated **Jeremy Sprinkle** as a COVID-19 Replacement.

Sept. 21.....Released **Lirim Hajrullahu** from the practice squad. Signed **Damion Ratley** to the practice squad.

Sept. 22.....Placed **Keanu Neal** on Reserve/COVID-19. Signed **Holton Hill** to the practice squad.

Sept. 23.....Activated **Randy Gregory**.

Sept. 24.....Placed **Bradlee Anae** on Reserve/COVID-19.

Sept. 27.....Activated **Justin Hamilton** and **Jeremy Sprinkle** as COVID-19 replacements and elevated **Nick Ralston** from the practice squad.

Sept. 30.....**Malik Turner** designated for return.

Oct. 2.....Elevated **Austin Faoliu** and **Justin Hamilton** from the practice squad.

Oct. 5.....Released **Holton Hill** from the practice squad. Signed **Isaiah Johnson** to the practice squad.

Oct. 6.....Released **Jaylon Smith**. Activated **Keanu Neal** and **Bradlee Anae** from Reserve/COVID.

Oct. 9.....Elevated **Nick Ralston** and **Jeremy Sprinkle** from the practice squad.

Oct. 13.....**Kelvin Joseph** and **Sean McKeon** designated for return.

Oct. 16.....Waived **Brandon Knight**. Signed **Nick Ralston** and **Jeremy Sprinkle** to the active roster from the practice squad.

Oct. 19.....Waived **Nick Ralston** and released **Isaiah Johnson** from the practice squad.

2021 TRANSACTIONS BY DATE, cont.

Oct. 21 Signed **Nick Ralston** to the practice squad.
Oct. 25 **Deante Burton** restored to practice squad.
Oct. 26 Placed **Maurice Canady** and **Brent Urban** on Reserve/Injured.
Oct. 30 Activated **Kelvin Joseph** from Reserve/Injured-Designated for Return. Elevated Justin Hamilton from the practice squad.
Nov. 2 Waived **Bradlee Anae**. Placed **Jabril Cox** on Reserve/Injured.
Nov. 3 Activated **Sean McKeon** from Reserve/Injured-Designated for Return.
Nov. 4 Signed **Bradlee Anae** to the practice squad.
Nov. 6 Placed **Blake Jarwin** on Reserve/Injured. Activated **Francis Bernard** from Reserve/Injured-Designated for Return. Signed **Justin Hamilton** from the practice squad.
Nov. 9 Placed **Greg Zuerlein** on Reserve/COVID-19.
Nov. 10 Signed **Lirim Hajrullahu** to the practice squad.
Nov. 11 Placed **Randy Gregory** on Reserve/Injured.
Nov. 13 Activated **Michael Gallup** and **Trysten Hill**. Elevated **Lirim Hajrullahu** as a COVID-19 Replacement.
Nov. 16 Released **Damion Ratley**. **Osirus Mitchell** restored to practice squad.
Nov. 18 Activated **Greg Zuerlein** from Reserve/COVID.
Nov. 19 Placed **Amari Cooper** on Reserve/COVID.
Nov. 20 Elevated **Kyron Brown** as a standard elevation. Elevated **Deante Burton** as a COVID-19 Replacement.

2021 TRANSACTIONS BY PLAYER

ALARCON, Isaac - T

1/4..... Signed as Reserve/Future
8/31..... Waived
9/1..... Signed to practice squad

ANAE, Bradlee - DE

9/24..... Placed on Reserve/COVID-19
10/6..... Activated
11/2..... Waived
11/4..... Signed to practice squad

ANGER, Bryan - P

4/7..... Signed
9/1..... Released
9/5..... Signed

BALL, Josh - T

5/1..... Drafted
9/2..... Placed on Reserve/Injured

BASHAM, Tarell - LB

3/22..... Signed

BERNARD, Francis-LB

9/2..... Placed on Reserve/Injured
11/6..... Activated

BOHANNA, Quinton - DT

5/1..... Drafted

BROWN, Kyron - CB

7/25..... Signed
8/17..... Waived
9/1..... Signed to practice squad
11/20..... Elevated as a standard elevation

BROWN, Noah - WR

3/18..... Re-signed
8/31..... Placed on Reserve/COVID-19
9/5..... Activated

BUNTING, Ian - TE

9/2..... Signed to practice squad

BURTON, Deante - CB

8/31..... Released
9/1..... Signed to practice squad
9/13..... Placed on Practice Squad/Injured
10/25..... Restored to practice squad
11/20..... Elevated as a COVID-19 replacement

CANADY, Maurice - CB

10/26..... Placed on Reserve/Injured

CARTER, Ron'Dell - DE

3/9..... Re-Signed
8/31..... Waived

CLEMENT, Corey - RB

9/2..... Signed

COLLINS, Aviante - T

9/6..... Signed to practice squad

COLLINS, La'el - T

9/10..... Placed on Reserve/Suspended

COOPER, Amari - WR

7/22..... Placed on Active/PUP
8/10..... Passed physical
11/19..... Placed on Reserve/COVID-19

COX, Jabril - LB

5/1..... Drafted
11/2..... Placed on Reserve/Injured

COYLE, Tyler - S

5/14..... Signed
8/31..... Waived
9/1..... Signed to practice squad

DAVIS, Reggie - WR

6/11..... Signed
8/31..... Waived

DINUCCI, Ben - QB

8/31..... Waived
9/1..... Signed to practice squad

DIXON, Johnnie - WR

5/24..... Signed
8/31..... Waived

DOWDLE, Rico - RB

8/28..... Placed on Reserve/Injured

DURDE, Aden

1/21..... Named defensive line coach

EAGLES, Brennan - WR

5/14..... Signed
8/17..... Waived

EUBANKS, Nick - TE

5/14..... Signed
8/31..... Waived

FARNIOK, Matt - G

5/1..... Drafted

FAOLIU, Austin - DT

5/14..... Signed
8/31..... Waived
9/1..... Signed to practice squad
10/2..... Standard Elevation

FEHOKO, Simi - WR

5/1..... Drafted

FOSTER, Robert - WR

9/14..... Signed to practice squad

GALLIMORE, Neville - DT

9/2..... Placed on Reserve/Injured

GALLUP, Michael - WR

9/13..... Placed on Reserve/Injured
11/13..... Activated

GILBERT, Garrett - QB

8/31..... Released

GOLSTON, Chauncey - DE

4/30..... Drafted in the third round
7/22..... Placed on Active/PUP
8/31..... Passed physical

GOODWIN, C.J. - CB

3/19..... Re-signed

GREGORY, Randy - DE

9/13..... Placed on Reserve/COVID-19
9/23..... Activated
11/11..... Placed on Reserve/Injured

GUIDRY, Stephen - WR

6/11..... Waived/Injured

HAJRULLAHU, Lirim - K

8/19..... Signed
8/24..... Waived
9/14..... Signed to practice squad
9/21..... Released
11/10..... Signed to practice squad
11/13..... Elevated as a COVID-19 replacement

HALL, Kemon - CB

1/4..... Signed as Reserve/Future
5/5..... Waived

HAMILTON, Justin - DT

8/31..... Released
9/1..... Signed to practice squad
9/27..... Elevated as a COVID-19 replacement
10/2..... Standard Elevation
10/30..... Standard Elevation
11/6..... Signed to active roster

HAMILTON, Ladarius - LB

1/4..... Signed as Reserve/Future
5/5..... Waived

HARDY, JaQuan - RB

5/14..... Signed
8/31..... Waived
9/1..... Signed to practice squad

HENRY, Marcus - C

1/4..... Signed as Reserve/Future
3/19..... Waived

HIKUTINI, Cole - TE

1/4..... Signed as Reserve/Future
3/19..... Waived

HILL, Holton - DB

9/22..... Signed to practice squad
10/5..... Released

HILL, Trysten - DT

7/22..... Placed on Active/PUP
8/31..... Reserve/PUP
11/13..... Activated

HINES, Anthony - LB

5/14..... Signed
8/17..... Waived/Injured

HOOKE, Malik - S

7/27..... Signed
8/24..... Placed on Reserve/COVID-19
8/27..... Activated

HYATT, Mitch - T

7/22..... Placed on Active/PUP
7/27..... Placed on Reserve/Injured

JARWIN, Blake - TE

11/6..... Placed on Reserve/Injured

JOHNSON, Isaiah - CB

10/5..... Signed to practice squad
10/19..... Released

JOHNSON, Jon'Vea - WR

1/4..... Signed as Reserve/Future

3/19..... Waived

JONES, Braylon - C

5/14..... Signed
8/31..... Waived
9/1..... Signed to practice squad

JONES, Chris - P

3/17..... Released

JOSEPH, Kelvin - CB

4/30..... Drafted in the second round
9/2..... Placed on Reserve/Injured
10/13..... Designated for Return
10/30..... Activated

KAZEE, Damontae - S

8/25..... Placed on Reserve/COVID-19
9/2..... Activated

KEARSE, Jayron - S

3/30..... Signed

KNIGHT, Brandon - T

9/5..... Placed on Reserve/COVID-19
9/13..... Activated
10/16..... Waived

KNOX, Brenden - RB

5/14..... Signed

8/31..... Waived

LACY, Chris - WR

1/4..... Signed as Reserve/Future
3/19..... Waived

LAMB, CeeDee - WR

8/24..... Placed on Reserve/COVID-19
9/2..... Activated

LAWRENCE, DeMarcus - DE

7/22..... Placed on Active/PUP
8/3..... Passed physical
9/16..... Placed on Reserve/Injured

LEWIS, Jourdan - CB

3/18..... Re-signed

MARTIN, Zack - G

9/5..... Placed on Reserve/COVID-19
9/13..... Activated

LYNN, Artavious - TE

5/14..... Signed
8/31..... Waived

McKEON, Sean - TE

9/2..... Placed on Reserve/Injured
10/13..... Designated for Return
11/3..... Activated

McQUAIDE, Jake - LS

3/22..... Signed
8/31..... Released
9/2..... Signed

MITCHELL, Osirus - WR

5/14..... Signed
8/31..... Waived
9/1..... Signed to practice squad
9/17..... Placed on Practice Squad/Injured
11/16..... Restored to practice squad

MUKUAMU, Israel - S

5/1..... Drafted
8/24..... Placed on Reserve/COVID-19
8/25..... Activated

NEAL, Keanu - S

4/14..... Signed
9/22..... Placed on Reserve/COVID-19
10/6..... Activated

NISWANDER, Hunter - P

8/19..... Waived/Injured

NOLAN, Mike - Defensive Coordinator

1/8..... Fired

NSEKHE, Ty - T

3/22..... Signed
4/30..... Drafted in the third round

OLAWALE, Jamize - FB

3/10..... Released

PALMORE, Walter - DT

1/4..... Signed as Reserve/Future
5/5..... Waived

PARKER, Aaron - WR

1/4..... Signed as Reserve/Future
8/31..... Waived

PARKER, Steven - S

8/31..... Waived

PARSONS, Micah - LB

4/29..... Drafted in the first round

PRESCOTT, Dak - QB

3/10..... Re-Signed

2021 TRANSACTIONS BY PLAYER, cont.

QUINN, Dan

1/12..... Named defensive coordinator

RALSTON, Nick - FB

5/14..... Signed

8/31..... Waived

9/1..... Signed to practice squad

9/27..... Standard elevation

10/9..... Standard elevation

10/16..... Signed to the active roster

10/19..... Waived

10/21..... Signed to practice squad

RATLEY, Damion - WR

9/21..... Signed to practice squad

11/16..... Released

REDMOND, Adam - C

1/4..... Signed as Reserve/Future

5/5..... Released

ROBINSON, Rashard - CB

7/17..... Released

RUSH, Cooper - QB

1/4..... Signed as Reserve/Future

SMITH, Brandon - WR

5/14..... Signed

8/31..... Waived

9/1..... Signed to practice squad

SMITH, Cedric

2/11..... Named asst. strength and condition.

SMITH, Eric - T

1/4..... Signed as Reserve/Future

8/31..... Released

SMITH, Jaylon - LB

10/6..... Released

SMITH, Saivion - CB

1/4..... Signed as Reserve/Future

5/5..... Waived

SPRINKLE, Jeremy - TE

4/7..... Signed

8/31..... Released

9/9..... Standard elevation

9/18..... Elevated as a COVID-19 replacement

9/27..... Elevated as a COVID-19 replacement

10/9..... Standard elevation

10/16..... Signed to the active roster

SPEAKS, Breeland - DE

9/1..... Signed to practice squad

SWEET, William - T

1/4..... Signed as Reserve/Future

5/18..... Waived

THOMPSON, Darian - S

8/31..... Released

9/1..... Signed to practice squad

9/9..... Standard elevation

9/13..... Placed on Practice Squad/Injured

TOMSULA, Jim - DL Coach

1/8..... Fired

TURNER, Malik - WR

3/19..... Re-signed

9/2..... Placed on Reserve/Injured

9/30..... Designated for Return

URBAN, Brent - DT

3/22..... Signed

10/26..... Placed on Reserve/Injured

VASHER, T.J. - WR

5/14..... Signed

7/22..... Placed on Active/NFI

8/31..... Reserve/NFI

WATKINS, Carlos - DE

3/22..... Signed

8/24..... Placed on Reserve/COVID-19

9/2..... Activated

WHITT Jr., Joe

1/21..... Named secondary/def. pass coord.

WILLIAMS, Connor - G

8/25..... Placed on Reserve/COVID-19

9/5..... Activated

WOODS, Antwaun - DT

5/5..... Released

WRIGHT, Nahshon - CB

4/30..... Drafted in the third round

ZUERLEIN, Greg - K

7/22..... Placed on Active/PUP

8/25..... Passed physical

11/8..... Placed on Reserve/COVID-19

11/18..... Activated



NON-MEDIA GUIDE BIOS



2021 NON-MEDIA GUIDE BIOS

COREY CLEMENT (CLEM-ent)

32 • Running Back

5-10 • 220 • 11/2/94
 Wisconsin • FA-21
 NFL: 5th Year • Cowboys: 1st year
 Games/Starts: 2020-15/0-Phi; Career-46/0
 Postseason: 2020-0/0; Career-3/0



PRO: The Dallas Cowboys signed fifth-year running back Corey Clement prior to Week 1 to fill an important special teams void and provide depth to the running back room after Rico Dowdle (hip) landed on Reserve/Injured. Clement, who spent his first four seasons in Philadelphia, arrives in Dallas after spending 2021 training camp with the N.Y. Giants. Clement played in 46 regular season games for the Eagles, contributing mostly on special teams. His 742 special teams snaps were near the top of the team, and he has experience returning punts and kicks in Philadelphia. Clement was an undrafted free agent in 2017 and had an outstanding performance in Philadelphia's Super Bowl LII win against New England, catching four passes for 100 yards and a touchdown. Going into 2021, Clement will serve as a much-needed role player in the Cowboys backfield.

TRANSACTION SUMMARY:

- 9/2/21:** Signed with Dallas as a free agent.
- 5/16/21:** Signed with the N.Y. Giants as a free agent and waived (8/31).
- 4/29/20:** Signed a one-year contract with Philadelphia.
- 10/11/19:** Placed on Reserve/Injured with a shoulder injury.
- 12/11/18:** Placed on Reserve/Injured with a knee injury.
- 5/11/17:** Signed with Philadelphia as a rookie free agent.

2020 (Philadelphia):

- Played in 15 games for the Eagles, mainly on special teams, earning 21 carries for 75 yards and five receptions for 25 yards on offense.
- Scored his only rushing touchdown of the season on a five-yard scamper at the N.Y. Giants (11/15).
- Finished with season-highs of five carries and 24 yards against Dallas (11/1).

2019 (Philadelphia):

- Played the season's first four games before a shoulder injury on Oct. 11 landed him on the Reserve/Injured list for the rest of the season.
- Did not tally a carry nor reception in his four appearances.

2018 (Philadelphia):

- In 11 games, finished with career-best totals of 22 receptions for 192 yards and ran for 259 yards and two touchdowns on 68 carries.
- Started to showcase his special teams ability in the NFL, leading the Eagles in total kickoff return yards (333) and return average (25.6 yards).
- Caught a career-high five passes for 55 yards and scored a 15-yard rushing touchdown at Tampa Bay (9/16).
- Posted career-high totals of 16 carries for 56 yards against Indianapolis (9/23).
- Suffered a knee injury at Dallas (12/9) and was placed on Reserve/Injured for the remainder of the season.

2017 (Philadelphia):

- As a rookie, played in 16 regular season games, and three postseason contests, in his most productive NFL season.
- Finished the season with 74 carries, 321 yards and four touchdowns to go along with 10 receptions and two receiving touchdowns.
- Showcased a career performance during the Eagles Super Bowl LII win over New England. He posted a career-high 100 receiving yards, including a 22-yard touchdown catch, to become the fourth rookie in NFL history with 100-plus receiving yards in the Super Bowl.
- Fielded the snap on one of the most memorable trick plays in Super Bowl history, the "Philly Special," when Nick Foles caught a touchdown pass from wide receiver Trey Burton in the fourth quarter of Super Bowl LII.
- His six touchdowns in the regular season tied for the fourth-most by an Eagles rookie running back.
- Tallied a career-best three touchdowns – two rushing, one receiving – in the 51-23 win against Denver (11/5).

COLLEGE:

- A four-year letterwinner who was a member of the all-time winningest senior class in Wisconsin history (team went 41-13 from 2013-16).
- In 43 career appearances, with 15 starts, ran for 3,092 yards and 36 touchdowns on 575 carries, while adding 29 catches for 279 yards and two touchdowns.
- As a senior, earned first-team All-Big Ten honors after posting career-highs in carries (314), rushing yards (1,375) and touchdowns (15) in 13 games. Finished his senior season with eight 100-yard rushing games.
- Played in just four games as a junior after suffering a mid-season injury. Logged 48 carries for 221 yards and five touchdowns in 2015, including a season-best 115 rushing yards and three touchdowns on 11 carries against Rutgers.
- In 2014 as a sophomore, carried the ball 147 times for 949 yards (6.5 avg) and nine touchdowns. Combined with Melvin Gordon to set the single-season FBS record for rushing yards by teammates (3,536).
- Played in 12 games as a freshman, rushing for 547 yards on 67 carries (8.2 avg) with seven touchdowns.

PERSONAL:

- Rated a four-star recruit out of Glassboro, N.J., High School, where he finished his career with 6,245 rushing yards, 34 rushing scores and 90 total touchdowns.
- As a two-way player his senior year, earned first-team all-state honors after rushing for 2,323 yards and 33 touchdowns while also collecting 47 tackles and 8.0 sacks.
- Set the New Jersey state single-game record with 479 rushing yards against Gloucester City.
- Graduated in 2017 with his bachelor's degree in life sciences communication from Wisconsin.

CLEMENT'S NFL TOTALS

Year Team	GP-GS	RUSHING					RECEIVING				
		No	Yds	Avg	Long	TD	No	Yds	Avg	Long	TD
2017 Philadelphia	16-0	74	321	4.3	28	4	10	123	12.3	28	2
2018 Philadelphia	11-0	68	259	3.8	32	2	22	192	8.7	23	0
2019 Philadelphia	4-0	0	0	0.0	0	0	0	0	0.0	0	0
2020 Philadelphia	15-0	21	75	3.6	7	1	5	25	5.0	12	0
Totals	46-0	163	655	4.0	32	7	37	340	9.2	28	2
Playoffs											
2017 Philadelphia	3-0	6	33	5.5	14	0	10	139	13.9	55	1
Year Team		KICKOFF RETURNS					PUNT RETURNS				
		No	Yds	Avg	Long	TD	No	Yds	Avg	FC	Long
2017 Philadelphia		2	49	24.5	35	0	0	0	0.0	0	0
2018 Philadelphia		13	333	25.6	48	0	6	17	2.8	2	10
2019 Philadelphia		3	73	24.3	26	0	1	0	0.0	0	0
2020 Philadelphia		1	22	22.0	22	0	2	0	0.0	0	0
Totals		19	477	25.1	48	0	0	17	2.4	2	10

ADDITIONAL STATISTICS

Special Teams Tackles – 2017 (4-2-6) 2018 (2-1-3), 2019 (1-0-1), 2020 (4-1-5). **Totals: (11-4-15).**

SINGLE-GAME HIGHS

Carries – 16 vs. Indianapolis, 9/23/18
Rushing Yards – 56 vs. Indianapolis, 9/23/18
Long Run – 32 vs. N.Y. Giants, 11/25/18
Receptions – 5 at Tampa Bay, 9/16/18
Receiving Yards – 55 at Tampa Bay, 9/16/18
Kickoff Returns – 4 at New Orleans, 11/18/18
Kickoff Return Yards – 114 at New Orleans, 11/18/18
Long Kickoff Return – 48 at New Orleans, 11/18/18

WILL GRIER**3 • Quarterback**

6-1 • 220 • 4/3/95
 West Virginia • W(Car)-21
 NFL: 3rd year • Cowboys: 1st year
 Games/Starts: 2020-0/0; Career-2/2
 Postseason: 2020-0/0; Career-0/0



PRO: The Dallas Cowboys added more competition for the backup quarterback spot when they claimed Will Grier off waivers following training camp. Grier, a former Heisman Trophy Finalist at West Virginia, comes to Dallas after spending his first two NFL seasons with the Carolina Panthers. Grier started two games in his rookie season before not seeing any action in 2020. As a former college standout who spent the 2015 season at Florida with current Cowboys Quarterbacks Coach Doug Nussmeier, Grier looks to compete for the lead backup to Prescott.

TRANSACTION SUMMARY:

9/1/21: Claimed off waivers by Dallas.

8/31/21: Waived by Carolina.

5/9/19: Drafted in the third round (100th overall) by Carolina.

2020 (Carolina):

- Did not appear in any games and was inactive for nine of the final eleven contests.

2019 (Carolina):

- Played and started in the final two games, completing 28-of-52 passes for 228 yards and four interceptions.
- Made his NFL debut at Indianapolis, completing 27-of-44 passes for 224 yards and three interceptions.

COLLEGE:

- Three-year starter at West Virginia where he was a Heisman Trophy Finalist and fourth-team All-American in 2018.
- As a senior, led the NCAA in passing yards-per-game (305.6) and ranked fifth in the nation in career pass efficiency (165.1). He also ranked second in the country in touchdown passes (37) and third in passing yards (3,864), along with a career-best 67.0% completion rate.
- Named Maxwell Award Finalist, Johnny Unitas Golden Arm Award Top 5 Finalist and Manning Award Finalist for his efforts in 2018.
- In 2017 started the first eleven games before a hand injury ended his season. Despite the injury, finished with All-Big 12 second-team honors after throwing for 3,490 yards and 34 touchdowns.
- Sat out the 2016 season due to NCAA transfer requirements.
- Played in six games as a true freshman at Florida under the watch of then Gators Offensive Coordinator Doug Nussmeier. In his six appearances during 2015, completed 65.9% of his passes for 1,204 yards, 10 touchdowns and just three interceptions.

Will Grier, cont.

PERSONAL:

- Played quarterback under his father, Chad Grier, at Davidson Day School in Davidson, N.C., Day School.
- Threw for 4,989 yards as a senior and led the nation with 77 touchdowns, along with 1,251 rushing yards and 13 scores on the ground.
- Named the 2013 Parade National Player of the Year, Maxwell Player of the Year and Tom Lemming Offensive Player of the Year.
- Named Mr. Football USA as the nation's top high school player and was a first-team All-American, according to both MaxPreps and 247 Sports.
- Named the Gatorade North Carolina Player of the Year as a junior and senior.
- Earned an invite to the 2014 U.S. Army All-American Bowl, where his 51-yard pass resulted in the longest play of the game.
- Graduated with his bachelor's degree in multidisciplinary studies from West Virginia.

GRIER'S NFL TOTALS

Year Team	GP-GS	PASSING										
		Att	Cmp	Pct	Yds	Yds/Att	TD	TD%	Int	Int%	Long	Sacks
2019 Carolina.....	2-2	52	28	53.8	228	4.4	0	0.0	4	7.7	28	6/44
2020 Carolina.....	0-0	0	0	0	0	0	0	0.0	0	0.0	0	0/0
Totals	2-2	52	28	53.8	228	4.4	0	0.0	4	7.7	28	6/44

Year Team	RUSHING					
	No	Yds	Avg	Long	TD	
2019 Carolina.....	7	22	3.1	11	0	
2020 Carolina.....	0	0	0.0	0	0	
Totals	7	22	3.1	11	0	

MALIK HOOKER

28 • Safety

6-1 • 214 • 4/2/96
Ohio State • FA-21
NFL: 5th year • Cowboys: 1st year
Games/Starts: 2020-2/2-Ind; Career-36/35
Postseason: 2020-0/0; Career-1/1



PRO: The Dallas Cowboys improved their secondary when they signed Malik Hooker the first week of training camp. Hooker, the former 15th overall pick from the 2017 NFL Draft, arrives in Dallas after spending the first four years of his career with the Indianapolis Colts. The fifth-year safety has displayed his ability to perform at a high level and could be the player Dallas has coveted from the safety position. His four seasons have not come without struggle, as he missed 14 games in 2020 with a torn Achilles and more than half of his rookie season with a torn ACL and MCL. Despite being sidelined two times, Hooker has 35 starts in 36 games played and has picked off seven passes, recovered a pair of fumbles, made 123 tackles and broke up 11 passes.

TRANSACTION SUMMARY:

7/27/21: Signed a one-year contract with Dallas through 2021.

9/22/20: Placed on Reserve/Injured with an Achilles injury.

10/24/17: Placed on Reserve/Injured with a knee injury.

4/27/17: Drafted in the first round (15th overall) by Indianapolis.

2020 (Indianapolis):

- Was limited to starts in just two games played before tearing his Achilles in the game against Minnesota (9/20) and missing the remainder of the season.
- Opened the year at Jacksonville with five tackles, then added two against the Vikings before the injury.

2019 (Indianapolis):

- Started 13-of-13 games played, missing three with a knee injury and finished the year with 51 tackles, one for a loss, two interceptions, three breakups and a fumble recovery.
- Had five tackles and an interception in the opener at the LA Chargers (9/8).
- Missed three games (Games 4-6) with a knee injury, but returned to log consecutive five-tackle games against Denver (10/27) and at Pittsburgh (11/3), adding his first career tackle for loss in the Steelers game.
- Recovered a fumble against Tennessee (12/1) and had a season-best 10 stops along with his second interception of the season at Tampa Bay (12/8).

2018 (Indianapolis):

- After rehabbing a knee injury suffered as a rookie, returned to start all 14 games he played, missing two with a hip injury.
- Tallied 44 tackles, two interceptions, four breakups and a fumble recovery on the year.
- Notched a career-best 12 tackles at New England (10/4), then picked off his first pass of the season the next game at the N.Y. Jets (10/14).
- After missing the game at Oakland (10/28) with a hip injury, recovered his first career fumble in the game against Jacksonville (11/11) before missing the Tennessee (11/18) game with the hip.
- Added his second interception of the year against the N.Y. Giants (12/23).

2017 (Indianapolis):

- After being selected 15th overall in the NFL Draft, started six of the seven games he played before landing on Reserve/Injured with a knee injury.
- Posted 21 tackles, four breakups and three interceptions.
- Made his NFL debut at the LA Rams (9/10) and had three tackles with one stop on special teams.
- Picked off a pass in three consecutive games - against Arizona (9/17), Cleveland (9/24) and at Seattle (10/1).
- Logged a season-high five tackles against San Francisco (10/8), then played in the next two games, suffering a knee injury against Jacksonville (10/22).

Malik Hooker, cont.

COLLEGE:

- Started 13 of the 26 games he played as a safety at Ohio State, helping lead the Buckeyes to a 2015 Fiesta Bowl win and an appearance in the 2016 College Football Playoff.
- Ended his collegiate career with 84 tackles, 5.5 for loss, a half sack, seven interceptions - three returned for touchdowns - and 11 breakups.
- Led the nation with three interceptions returned for touchdowns as a sophomore in 2016, ranked second with 181 interception return yards and third with seven interceptions. Named first-team All-America and was a Thorpe Award semifinalist, starting all 13 games, adding 74 tackles, 5.5 for loss and half a sack.
- Played in all 13 games, including the Fiesta Bowl in 2015 as a redshirt freshman.
- Redshirted as a true freshman in 2014.

PERSONAL:

- Played two seasons of football as a wide receiver and cornerback at New Castle, Pa., High School, helping his squad to the state playoffs as a senior in 2013.
- Was a Division I basketball recruit after winning consecutive league championships as a sophomore and junior.

HOOKER'S NFL TOTALS

		DEFENSE								INTERCEPTIONS					FUMBLES REC				
Year Team	GP-GS	ST	AT	TT	Sks-Yds	Tkl/Ls	QB Prs	PBU	FF	No	Yds	Avg	Lg	TD	No	Yds	Avg	Lg	TD
2017 Indianapolis	7-6	15	6-	21	0.0(0)	0(0)	0	4	0	3	73	24.3	32	0	0	0	0.0	0	0
2018 Indianapolis	14-14	30	14-	44	0.0(0)	0(0)	0	4	0	2	34	17.0	27	0	1	0	0.0	0	0
2019 Indianapolis	13-13	30	21-	51	0.0(0)	1(-3)	0	3	0	2	39	19.5	26	0	1	3	3.0	3	0
2020 Indianapolis	2-2	5	2-	7	0.0(0)	0(0)	0	0	0	0	0	0.0	0	0	0	0	0.0	0	0
Totals	36-35	80	43-	123	0.0(0)	1(-3)	0	11	0	7	146	20.9	32	0	2	3	1.5	3	0
Playoffs																			
2018 Indianapolis	1-1	1	1-	2	0.0(0)	0(0)	0	0	0	0	0	0.0	0	0	0	0	0.0	0	0

ADDITIONAL STATISTICS
Special Teams Tackles – 2017 (1-0-1).

SINGLE-GAME HIGHS
Total Tackles – 12 at New England, 10/4/18

HOOKER'S CAREER GAME-BY-GAME DEFENSE

2017 (Indianapolis)

Game	ST	AT	TT	INTs					
				Tkl/Ls	PBU	No/Yds	Lg	TD	
L-@ LAR 9/10....	2	1-	3						
L-Ari 9/17.....	1	1-	2		1	1/32	32	0	
W-Cle 9/24.....	2	1-	3		1	1/12	12	0	
L-@ Sea 10/1....	1	2-	3		1	1/29	29	0	
W-SF 10/8.....	4	1-	5						
L-@ Ten 10/16...	3	0-	3		1				
L-Jac 10/22.....	2	0-	2						
L-@ Cin 10/29...				RESERVE/INJURED-Knee					
W-@ Hou 11/5...				RESERVE/INJURED-Knee					
L-Pit 11/12.....				RESERVE/INJURED-Knee					
L-Ten 11/26.....				RESERVE/INJURED-Knee					
L-@ Jac 12/3.....				RESERVE/INJURED-Knee					
L-@ Buf 12/10...				RESERVE/INJURED-Knee					
L-Den 12/14.....				RESERVE/INJURED-Knee					
L-@ Bal 12/23...				RESERVE/INJURED-Knee					
W-Hou 12/31....				RESERVE/INJURED-Knee					
Totals	15	6-	21		4	3/73	32	0	

2018 (Indianapolis)

Game	ST	AT	TT	INTs					
				Tkl/Ls	PBU	No/Yds	Lg	TD	
L-Cin 9/9.....	4	0-	4						
W-@ Was 9/16..	1	0-	1						
L-@ Phi 9/23....	6	0-	6		1				
L-Hou 9/30.....	2	0-	2						
L-@ NE 10/4.....	4	8-	12						
L-@ NYJ 10/14...	1	0-	1		1	1/27	27	0	
W-Buf 10/21.....	0	1-	1						
W-@ Oak 10/28..				INACTIVE/INJURED-Hip					
W-Jac 11/11.....	4	0-	4						
W-Ten 11/18.....				INACTIVE/INJURED-Hip					
W-Mia 11/25.....	1	1-	2						
L-@ Jac 12/2....									
W-@ Hou 12/9...	1	0-	1						
W-Dal 12/16.....	0	1-	1						
W-NYG 12/23....	4	2-	6		1	1/7	7	0	
W-@ Ten 12/30..	2	1-	3		1				
Totals	30	14-	44		4	2/34	27	0	

Playoffs

W- @ Hou 1/5/19	1	1-	2						
L- @ KC 1/12/19				INACTIVE/INJURED-Hip					
Totals	1	1-	2						

2019 (Indianapolis)

Game	ST	AT	TT	INTs					
				Tkl/Ls	PBU	No/Yds	Lg	TD	
L-@ LAC 9/8.....	4	1-	5		1	1/26	26	0	
W-@ Ten 9/15....	3	0-	3						
W-Atl 9/22.....	1	1-	2						
L-Oak 9/29.....				INACTIVE/INJURED-Knee					
W-@ KC 10/6....				INACTIVE/INJURED-Knee					
W-Hou 10/20....				INACTIVE/INJURED-Knee					
W-Den 10/27.....	3	2-	5						
L-@ Pit 11/3.....	3	2-	5	1(-3)					
L-Mia 11/10.....	1	2-	3						
W-Jac 11/17.....	0	3-	3		1				
L-@ Hou 11/21..	2	5-	7						
L-Ten 12/1.....	1	3-	4						
L-@ TB 12/8.....	9	1-	10		1	1/13	13	0	
L-@ NO 12/16...	1	1-	2						
W-Car 12/22....	2	0-	2						
L-@ Jac 12/29...									
Totals	30	21-	51	1(-3)	3	2/39	13	0	

2020 (Indianapolis)

Game	ST	AT	TT	INTs					
				Tkl/Ls	PBU	No/Yds	Lg	TD	
L-@ Jac 9/13....	3	2-	5						
W-Min 9/20.....	2	0-	2						
W-NYJ 9/27.....				RESERVE/INJURED-Achilles					
W-@ Chi 10/4....				RESERVE/INJURED-Achilles					
L-@ Cle 10/11...				RESERVE/INJURED-Achilles					
W-Cin 10/18.....				RESERVE/INJURED-Achilles					
W-@ Det 11/1....				RESERVE/INJURED-Achilles					
L-Bal 11/8.....				RESERVE/INJURED-Achilles					
W-@ Ten 11/12..				RESERVE/INJURED-Achilles					
W-GB 11/22.....				RESERVE/INJURED-Achilles					
L-Ten 11/29.....				RESERVE/INJURED-Achilles					
W-@ Hou 12/6...				RESERVE/INJURED-Achilles					
W-@ LV 12/13...				RESERVE/INJURED-Achilles					
W-Hou 12/20....				RESERVE/INJURED-Achilles					
L-@ Pit 12/27...				RESERVE/INJURED-Achilles					
W-Jac 1/3/21....				RESERVE/INJURED-Achilles					
Totals	5	2-	7						

Playoffs

L-@ Buf 1/9/21..				RESERVE/INJURED-Achilles					
------------------	--	--	--	--------------------------	--	--	--	--	--