



REGULAR SEASON GAME #3 - MONDAY, SEPTEMBER 27, 2021

DALLAS COWBOYS VS. PHILADELPHIA EAGLES

AT&T STADIUM - ARLINGTON, TEXAS - 7:15 P.M. (CDT)

DELIVERED BY UPS:



QUICK FACTS:

DALLAS COWBOYS (1-1)

VS.

PHILADELPHIA EAGLES (1-1)



Regular Season Series Record:

Dallas leads the series 67-53

Last Meeting:

@ Dallas 37, Philadelphia 17, Dec. 27, 2020

Last Meeting in Dallas:

Dallas 37, Philadelphia 17, Dec. 27, 2020

Last Cowboys Win:

@ Dallas 37, Philadelphia 17, Dec. 27, 2020

Series Streak:

Dallas has won its last three home games against Philadelphia.

WFAA - ABC8 DFW

Play-By-Play: Steve Levy
Analyst: Louis Riddick
Analyst: Brian Griese
Sideline Reporter: Lisa Salters

KRLD-FM 105.3 THE FAN

Play-By-Play: Brad Sham
Analyst: Babe Laufenberg
Sideline Reporter: Kristi Scales

KMVK-FM 107.5 Mega

Play-By-Play: Victor Villalba
Analyst: Luis Perez
Sideline Reporter: Carlos Nava

COMPASS MEDIA (National)

Play-By-Play: Kevin Ray
Analyst: Danny White

★ COWBOYS PR ON TWITTER ★

The official Twitter account of the Dallas Cowboys Public Relations team (@DallasCowboysPR) will provide pertinent stats, information, transactions, game updates and more throughout the week and on gameday. Follow us for the most up-to-date info related to the Cowboys organization.

★ THIS WEEK'S SCHEDULE ★

Wednesday, Sept. 22

11:45 a.m. Player availability

Thursday, Sept. 23

10:30 a.m. Coach McCarthy press conference (2M media)

11:40 a.m. First portion of practice open

1:30 p.m. Player availability

Friday, Sept. 24

10:30 a.m. Coach McCarthy press conference (2M media)

11:40 a.m. First portion of practice open

1:30 p.m. Player availability

Saturday, Sept. 25

10:30 a.m. Coach McCarthy press conference (2M media)

2:30 p.m. Player availability (virtual only)

Sunday, Sept. 26

No availability

Monday, Sept. 27

7:15 p.m. Dallas Cowboys vs. Philadelphia Eagles

★ BY THE NUMBERS ★

4

CeeDee Lamb is tied for second in the NFL with four catches of 20-plus yards in 2021, buoyed by his fifth-ranked 105 yards after the catch.

85%

Dak Prescott completed 23-of-27 passes in Week 2 against the Chargers (9/19), registering a completion percentage of 85.2%. Since he entered the league in 2016, Prescott's four games with a completion percentage over 85.0% are the most by any passer.

92

The Cowboys play on Monday Night Football this week - their 83rd appearance on MNF and the 172nd primetime game the team has played overall. Dallas has won 92 of its 172 primetime games, posting an overall record of 92-80.

★ TABLE OF CONTENTS ★

Radio and TV broadcast info	1
Dallas Cowboys media schedule	1
Dallas Cowboys OMG info	1
Cowboys PR contact info	1
Dallas Cowboys 2021 schedule	2
Dallascowboys.com	2
Cowboys Round Up Week 3	3
What to watch for	4
Mike McCarthy Facts and Figures	5
2021 Coaching Staff	5
Mike McCarthy coaching record	6
Head coach bios	6
Cowboys on MNF	7
2021 NFL Draft	7
2021 free agency	7
Team Captains	7
Player highlights	8
Series history	8
AT&T Stadium stats and figures	9
A Championship Tradition	10
Pro Bowl Numbers	10
Individual Notes	11-31
Dak Prescott	11-17
Ezekiel Elliott	18-21
Tony Pollard	21
Amari Cooper	22-23
CeeDee Lamb/Wide Receivers	24-25
Offensive Notes	26-27
Micah Parsons	27
DeMarcus Lawrence/Pass Rush	28
Randy Gregory/Trevon Diggs	29
Defensive Notes	30
Greg Zuerlein	31
Special Teams Notes	31
2020 Regular Season Stats	32
2020 Defensive Stats	33
Unofficial Depth Chart	34
Pronunciation Guide	34
Coaching Staff	34
Alphabetical Roster	35
Numerical Roster	36
Positional Roster	37
How The Cowboys Were Built	38
Contract Status	38
Contract Analysis	39
When The Cowboys Were Built	40
Transactions by Date	41
Transactions by Player	42
Non Media Guide Bios	43-48

★ DALLAS COWBOYS 2021 SCHEDULE ★

The Cowboys schedule currently features five games that will be broadcast nationally in primetime, including two from AT&T Stadium. In addition to the two primetime games at AT&T Stadium - one on ESPN and one on NBC - and the club's annual Thanksgiving Day national appearance (this year on CBS), the Cowboys will make three national appearances in primetime on the road, one on NBC Thursday night, one on NBC's Sunday Night Football, and once on Thursday night on Fox/NFL Network/Amazon.

The Cowboys play five games against teams that qualified for the 2020 playoffs - Kansas City, New Orleans, Tampa Bay and Washington (twice). Additionally, for the 19th time in the organization's history, second consecutive, the Cowboys will open and close the season on the road. This will be fifth time in the last 11 years Dallas opens and closes the year away (2011, 2012, 2018, 2020).

This season marks the seventh time - second time in the last three seasons - that the Cowboys will face both Super Bowl participants from the previous season:

Years	Teams	Years	Teams
2021	KC and TB*	1995	SD and SF*
2019	LAR and NE*	1973	MIA* and WAS
2015	NE* and SEA	1970	KC* and MIN
2010	IND and NO*		

* indicates Super Bowl champion

The NFL also introduced its expanded regular season in 2021 with a 17th game. This season pairs Dallas with its same place finisher from the AFC East (New England).

DATE	REGULAR SEASON (TV)	KICKOFF
Thurs., Sept. 9	@ Tampa Bay (NBC)	L, 29-31
Sun., Sept. 19	@ LA Chargers (CBS)	W, 20-17
Mon., Sept. 27	PHILADELPHIA (ESPN)	7:15 p.m.
Sun., Oct. 3	CAROLINA (FOX)	Noon
Sun., Oct. 10	N.Y. GIANTS (FOX)	3:25 p.m.
Sun., Oct. 17	@ New England (CBS)	3:25 p.m.
Sun., Oct. 24	BYE	
Sun., Oct. 31	@ Minnesota (NBC)*	7:20 p.m.
Sun., Nov. 7	DENVER (FOX)	Noon
Sun., Nov. 14	ATLANTA (FOX)	Noon
Sun., Nov. 21	@ Kansas City (FOX)	3:25 p.m.
Thurs., Nov. 25	LAS VEGAS (CBS)	3:30 p.m.
Thurs., Dec. 2	@ New Orleans (FOX/NFLN/Amazon)**	7:20 p.m.
Sun., Dec. 12	@ Washington (FOX)	Noon
Sun., Dec. 19	@ N.Y. Giants (FOX)	Noon
Sun., Dec. 26	WASHINGTON (NBC)*	7:20 p.m.
Sun., Jan. 2	ARIZONA (FOX)	Noon
Sun., Jan. 9	@ Philadelphia (FOX)	Noon

Home Games in BOLD

Game times and television broadcasts are subject to change

* Sunday night games in Weeks 5-17 subject to change, Week 18 game TBD

** NFL Network and Amazon simulcast subject to change

★ DALLASCOWBOYS.COM ★



The Dallas Cowboys official website is your one-stop shop for all breaking news, analysis and opinion, along with unique X's and O's breakdown featured in written content, videos and radio podcasts. DallasCowboys.com offers the best collection of timely articles, press conferences and videos, combined with the best spot to purchase tickets and order merchandise from the Cowboys Pro Shop. From the latest news to the latest apparel, there is no better place to visit than DallasCowboys.com.

To view the latest press conferences featuring coaches, player interviews from daily locker room sessions, radio interviews with Cowboys front office executives and Dallas Cowboys game highlights, visit <https://www.dallascowboys.com/all-media/>



@dallascowboys



/dallascowboys



@dallascowboys



@dallascowboys



Round Up

A look at this week's top storylines



vs.



Dallas Cowboys (1-1) vs. Philadelphia Eagles (1-1) • Monday, Sept. 27, 2020 7:15 p.m. CDT

Player Spotlight

11 Micah Parsons

★ Pro Football Focus has credited Parsons with 10 quarterback pressures on the season - tied for sixth-most in the NFL - largely due to eight pressures in Week 2 at the LA Chargers. Parsons' eight pressures credited from PFF are the most by a rookie in a game since Nick Bosa in 2019, and he is generating a pressure on 26.3% of his rush opportunities.

10

Most Pressures by a Defender in 2021

Player	Rushes	Pressures	Pressure%
Maxx Crosby	75	16	21.30%
Arik Armstead	63	15	23.80%
Cam Heyward	72	14	19.40%
Aaron Donald	83	11	13.30%
Melvin Ingram	64	11	17.20%
Chandler Jones	63	10	15.90%
Micah Parsons	38	10	26.30%
Several Players tied	--	9	--

**Pressures and Rushes per PFF calculations*

★ Parsons has played all over the field in 2021, recording 18 run defense snaps, 38 pass rush snaps and 31 pass coverage snaps for the Cowboys defense.

SCOUTING REPORT

12.5 Philadelphia has blitzed its opponents on only 12.5% of dropbacks in 2021, the third-lowest percentage among all defenses. In the first two games of the season, Dallas' opponents sent a blitz on 29.7% of its passing dropbacks - the eighth-highest blitz percentage faced by an offense.

35 The Cowboys have relied on explosive plays offensively so far in 2021, recording 35 plays of 10-plus yards (third-most). Conversely, the Eagles have been stingy in allowing chunk yardage, allowing only 19 plays of 10-plus yards (t-third fewest).

356 Dallas has the sixth-ranked passing offense in the NFL at 306.0 yards-per-game, and have recorded the most yards after the catch (YAC) in the league in 2021 with 356. Philadelphia's defense is allowing only 162.5 yards-per-game through the air, third in the NFL.

★ WHAT TO WATCH FOR IN WEEK 3 ★

4

DAK PRESCOTT

- * Prescott completed 85.2% of his passes in the Week 2 win against the Chargers, the fourth-best of his career and the eighth-highest completion percentage in franchise history (min. 20 attempts). In 2021, he is first in the NFL in completions (65), third in completion percentage (76.5%) and fourth in attempts (85).
- * Prescott has recorded eight career 400-yard passing games, most in franchise history and tied for 10th all-time in league history with Carson Palmer. With one more 400-yard performance, he would tie Eli Manning and Aaron Rodgers for eighth in NFL history.
- * With three touchdown passes, Prescott would notch his 20th career game with three-plus touchdowns through the air, tying Danny White for second all-time in team history.

7

TREVON DIGGS

- * Second-year cornerback Trevon Diggs has five interceptions in just 14 career games. That is the most by a Cowboy since Derek Ross picked off five passes in the first 14 games of the 2002 season.
- * Diggs became the first player in franchise history to intercept a pass in each of the first two games since Roy Williams in 2006. With another interception, he would join Everson Walls as the only Cowboys to have an interception in each of the first three games.
- * As a rookie in 2020, Diggs recorded all three of his interceptions against the Eagles. His first two interceptions came at Philadelphia (11/1/20), while his third INT occurred in a 37-17 win against the Eagles (12/27/20).

19

AMARI COOPER

- * Amari Cooper is tied atop the NFL with 16 receptions in 2021, which ties a career-high for catches in the first two weeks of a season. Cooper needs nine receptions against the Eagles to tie his own Cowboys record for most receptions through three games (25).
- * With a 100-yard performance against the Eagles, Cooper would move into a tie for eighth in franchise history for the most 100-yard receiving games (12).
- * Cooper has more receptions against Philadelphia (33) than any other team he has played against in his career.
- * Cooper's first career game with the Cowboys was on Monday Night Football against Tennessee (11/5/18). He led the team with five receptions for 58 yards and a touchdown.

21

EZEKIEL ELLIOTT

- * Ezekiel Elliott's last 100-yard rushing performance occurred during last year's win over Philadelphia. He carried the ball 19 times for 105 yards.
- * Elliott has 47 career rushing touchdowns and needs just one score to take sole possession of third place for the most rushing touchdowns in team history.

88

CEEDEE LAMB

- * CeeDee Lamb has reeled in four passes of 20-plus yards in the first two games of the 2021 season, tied for second in the NFL behind Tyreek Hill (five).
- * Lamb (89) can become the fastest player in Cowboys history to reach 100 career receptions if he records 11 catches by Week 13 at New Orleans (Jason Witten, 28 games).
- * Lamb is tied for fifth in the NFL with 15 receptions through the first two weeks. With 10 receptions against the Eagles, he would have the most catches through the first three games in team history.



DALLAS COWBOYS

- * The Dallas defense leads the NFL with six takeaways after two weeks of play. The last time the Cowboys did this was in 2007.
- * The Cowboys offense leads the NFL with 55 first downs through two games, trailing only the 2020 Cowboys for the most first downs through two contests (57) in franchise history.
- * Despite giving up 419.5 yards-per-game, the Cowboys are ninth in red zone defense. Dallas has held its opponents to touchdowns on four-of-nine red zone possessions, a touchdown rate of 44.4% (ninth).

★ COWBOYS & AT&T ★



During the pre-game ceremony, Charlene Lake, AT&T's Chief Sustainability Officer and SVP of Corporate Social Responsibility, will present a check for \$60,000 as part of a collaborative donation with the Dallas Cowboys designed to help bridge the digital divide. This contribution will provide 200 laptops to five Salvation Army community centers around the metroplex, ensuring that everyone can benefit from the technology needed to provide high quality learning experiences.

MIKE MCCARTHY

**Head Coach
2020-21**



★ WINNING HEAD COACH ★

The Dallas Cowboys named Mike McCarthy the ninth head coach in franchise history on Jan. 5, 2020. Along with 13 years of head coaching experience and 13 additional years as an assistant coach in the NFL, McCarthy came to Dallas with a 125-77-2 regular season coaching record - all with the Green Bay Packers (2006-18).

After a 6-10 record in 2020 and a 1-1 start to 2021, he owns the sixth-most wins (29th all-time) and seventh-highest winning percentage among qualifying active NFL coaches. His teams have qualified for the postseason nine times, won six NFC North Division titles, made four NFC Championship Game appearances and took home a Super Bowl XLV championship.

Most Regular Season Wins by Active Head Coach

Coach	Years	Won	Loss	Tied	Pct
Bill Belichick.....	1991-2021	281	137	0	.672
Andy Reid.....	1999-2021	222	131	1	.629
Mike Tomlin.....	2007-2021	146	79	1	.648
Pete Carroll.....	1994-2021	146	95	1	.605
Sean Payton.....	2006-2021	144	82	0	.637
Mike McCarthy.....	2006-2021	132	88	2	.599
John Harbaugh.....	2008-2021	130	80	0	.619
Jon Gruden.....	1998-2021	116	110	0	.513

★ 2021 COACHING STAFF ★

Mike McCarthy **Head Coach**
Rob Davis **Asst. Head Coach**

Kellen Moore Offensive Coordinator
 Joe Philbin Offensive Line
 Jeff Blasko Asst. Offensive Line
 Adam Henry Wide Receivers
 Lunda Wells Tight Ends
 Skip Peete Running Backs
 Doug Nussmeier Quarterbacks
 Chase Haslett Quality Control - Offense

Dan Quinn Defensive Coordinator
 Aden Durde Defensive Line
 Leon Lett Asst. Defensive Line
 Scott McCurley Linebackers
 George Edwards Senior Defensive Assistant
 Joe Whitt Jr. Passing Game Coord./Secondary
 Al Harris Defensive Backs
 Cannon Matthews Quality Control - Defense

John Fassel Special Teams Coordinator
 Matt Daniels Asst. Special Teams

Scott Tolzien Coaching Assistant

Harold Nash Jr. Strength and Conditioning Coordinator
 Kendall Smith Asst. Strength and Conditioning
 Cedric Smith Asst. Strength and Conditioning

Ryan Feder Quality Control/Analytics
 Justin Rudd Video/Analytics
 Eric Simonelli Quality Control/Analytics
 Kyle Valero Quality Control/Analytics

★ FIRST YEAR FINISHES ★

In 2020 Mike McCarthy helped guide the Cowboys team to key finishes in several areas:

7th	Pass Yards-Per-Game (281.7)
3rd	Passing Completions (413)
6th	Explosive Plays (10+ Yds - 238)
15th	Scoring Efficiency (40.6%)
9th	Scrimmage Yards-Per-Game (393.7)

23 Takeaways - seventh in the NFL and most by a Cowboys defense since 2014.

★ MCCARTHY'S RECORD WHEN... ★

Below is a look at McCarthy's head coaching record under several different circumstances:

Regular season	132-88-2
Postseason	10-8
Overall	142-96-2

	Regular	Post
September	31-18-1	
October	33-18	
November	26-32-1	
December	38-19	
January	4-2	9-8
February		1-0
Playing at home	77-31-2	5-3
Playing on the road	54-57	5-5
Playing at AT&T Stadium	5-4	2-0
Playing in prime time	29-32	3-1
Thursday	10-7	
Saturday	1-1	3-2
Sunday	113-69-2	7-6
Monday	8-10	
Tuesday	0-1	
Playing against the NFC East	17-14	5-2
Playing against the NFC	99-61-2	9-8
Playing against the AFC	32-24	1-0
Playing on grass surface	100-52-2	7-6
Playing on artificial surface	32-36	3-2
Post Bye	10-4	
Post Bye Home	4-1	
Post Bye Road	6-3	
When scoring 30-plus points	75-8	6-2
When team scores first	91-34-2	4-2
When team leads at halftime	104-21-1	9-2

★ MCCARTHY'S HEAD COACHING RECORD AND COACHING EXPERIENCE ★

Regular Season							Postseason				McCarthy vs. NFL					
Year	Team	W	L	T	Pct.	Result	W	L	Pct.	Result	Team	W	L	T	PCT.	
2006	Green Bay.....	8	8	0	.500	2nd NFC North					Arizona	3	3	0	0.500	
2007	Green Bay.....	13	3	0	.813	1st NFC North	1	1	.500	NFC Championship Game	Atlanta	4	4	0	0.500	
2008	Green Bay.....	6	10	0	.375	3rd NFC North					Baltimore	2	2	0	0.500	
2009	Green Bay.....	11	5	0	.688	2nd NFC North	0	1	.000	Wild Card Game	Buffalo	2	2	0	0.500	
2010	Green Bay.....	10	6	0	.625	2nd NFC North	4	0	1.000	Super Bowl XLV	Carolina	3	3	0	0.500	
2011	Green Bay.....	15	1	0	.938	1st NFC North	0	1	.000	Divisional Game	Chicago	18	7	0	0.720	
2012	Green Bay.....	11	5	0	.688	1st NFC North	1	1	.500	Divisional Game	Cincinnati	2	2	0	0.500	
2013	Green Bay.....	8	7	1	.531	1st NFC North	0	1	.000	Wilde Card Game	Cleveland	3	1	0	.750	
2014	Green Bay.....	12	4	0	.750	1st NFC North	1	1	.500	NFC Championship Game	Dallas	5	3	0	0.625	
2015	Green Bay.....	10	6	0	.625	2nd NFC North	1	1	.500	Divisional Game	Denver	2	1	0	0.667	
2016	Green Bay.....	10	6	0	.625	1st NFC North	2	1	.667	NFC Championship Game	Detroit	18	7	0	0.720	
2017	Green Bay.....	7	9	0	.438	3rd NFC North					Houston	2	1	0	0.667	
2018	Green Bay.....	4	7	1	.375						Indianapolis	1	2	0	0.333	
2020	Dallas.....	6	10	0	.375	3rd NFC East					Jacksonville	2	1	0	0.667	
2021	Dallas.....	1	1	0	.500						Kansas City	2	1	0	0.667	
Totals		132	88	2	.599		10	8	.556		LA Chargers	4	0	0	1.000	
		Year		Position, Team												
		1987-88.....		Graduate Assistant, Fort Hays State												
		1989-91.....		Graduate Assistant, Pittsburgh												
		1992.....		Wide Receivers, Pittsburgh												
		1993-94.....		Offensive Quality Control, Kansas City Chiefs												
		1995-98.....		Quarterbacks, Kansas City Chiefs												
		1999.....		Quarterbacks, Green Bay Packers												
		2000-04.....		Offensive Coordinator, New Orleans Saints												
		2005.....		Offensive Coordinator, San Francisco 49ers												
		2006-18.....		Head Coach, Green Bay Packers												
		2020-21.....		Head Coach, Dallas Cowboys												

★ HEAD COACHES ★

MIKE MCCARTHY (132-88-2, 15th Year, 7-11 with Dallas)

The Dallas Cowboys named Mike McCarthy the ninth head coach in franchise history on Jan. 8, 2020, handing the reigns of the team to an innovative offensive mind with a championship pedigree.

McCarthy has 14 years of head coaching experience – 13 with Green Bay and one with Dallas – along with 13 years as an assistant coach in the NFL, including six as an offensive coordinator.

As a head coach, McCarthy has racked up a 131-88-2 regular season coaching record, and he owns the sixth-most wins (27th all-time) among active NFL coaches. His teams have qualified for the postseason nine times, won six NFC North Division titles, made four NFC Championship Game appearances and took home a Super Bowl XLV championship held at AT&T Stadium in Arlington, Texas, following the 2010 NFL season.

In his first season with the Cowboys, McCarthy's plan to install a new culture in Dallas was halted by the COVID-19 pandemic. Due to COVID protocols, McCarthy's first offseason with the Cowboys included no in-person meetings or practices. When the 2020 season came around, McCarthy's challenges continued. He watched his franchise quarterback Dak Prescott suffer a devastating season-ending injury in Week 5, along with having to implement eight different starting offensive line combinations due to injuries up front. Despite the hurdles, the 2020 Dallas Cowboys were in position to win the NFC East entering Week 17 but came up just short.

During his time in Green Bay, McCarthy was known as a prolific offensive mind and the primary play-caller for the Packers. McCarthy's offense finished fourth in the NFL in total offense and third in points-per-game through his 14-year stint with the club.

McCarthy is only the fourth head coach in NFL history to lead a single franchise to eight or more consecutive playoff appearances, joining Tom Landry, Chuck Noll and Bill Belichick. Those eight appearances from 2009-16 were more than the rest of the NFC North Division combined over that span (Minnesota, three; Detroit, three; Chicago, one).

McCarthy's nine playoff appearances overall are the most by a Packers coach since the NFL postseason began in 1933, and he guided the Packers to a franchise-record fourth consecutive division title in 2014. With the victory over Dallas in the 2016 playoffs, McCarthy surpassed Vince Lombardi and Mike Holmgren for the most playoff victories in team history (10).

NICK SIRIANNI (1-1, 1st Year)

Nick Sirianni was named the 24th head coach of the Philadelphia Eagles on January 24, 2021, after a productive three-year stretch as the Indianapolis Colts offensive coordinator.

In his three seasons guiding the Colts offense, Indianapolis was seventh in red zone touchdown efficiency (63.9%) and eighth in points-per-game (24.4). Sirianni helped the Colts to a 28-20 record during that span, including a pair of 10-win campaigns and two playoff appearances.

Most recently in 2020, Sirianni directed a Colts offense that posted the 10th-most total yards-per-game in the NFL (387.1). Sirianni and quarterback Philip Rivers worked well together while with the Colts, as Rivers posted the eighth-highest completion percentage (68%) and 10th-most passing yards (4,169) in the NFL.

Sirianni is taking over a young offense in Philadelphia, including rookie wide receiver DeVonta Smith and second-year playmakers in Jalen Hurts, Jalen Reagor and Quez Watkins. However, Sirianni is no stranger to developing young offensive talents. In 2020 with Indianapolis, Sirianni helped rookie running back Jonathan Taylor finish third in the NFL in rushing with 1,169 yards on the ground.

In addition to developing explosive skill players in Indianapolis, Sirianni helped two of his offensive linemen – guard Quenton Nelson and center Ryan Kelly – secure back-to-back Pro Bowl appearances in 2018-19.

During 2018, Sirianni's first season with the Colts offense, quarterback Andrew Luck was named *Associated Press* NFL Comeback Player of the Year after throwing for 4,593 yards and 39 touchdowns.

Prior to his three-year stint with the Colts, Sirianni spent five seasons with the LA Chargers (2013-17) as a receivers coach and quarterbacks coach. In 2017, Sirianni assisted the top-ranked passing offense that starred wide receiver Keenan Allen, who finished third in the NFL with a career-high 1,393 receiving yards.

From 2014-15, Sirianni served as the Chargers quarterbacks coach while Rivers was under center. Sirianni helped Rivers earn back-to-back Pro Bowls in those two seasons. In 2015, Sirianni guided Rivers to a career-high 4,972 passing yards and an NFL-best 437 completions.

Sirianni began his NFL coaching career with the Kansas City Chiefs (2009-12) as a quality control coach. Before entering the NFL coaching ranks, Sirianni spent three years as the wide receivers coach at Indiana University of Pennsylvania (2006-08) and two seasons as the defensive backs coach at his alma mater, Mount Union, where he was a three-year starter at wide receiver from 2000-02.

★ 2021 DRAFT PICKS ★

The Dallas Cowboys had 11 total picks in the 2021 NFL Draft. Below is a snapshot of Dallas' 2021 Draft Class:

2021 Draft Choices

RND. (#)	PLAYER	POS.	COLLEGE
1. (12)	Micah Parsons	LB	Penn State
2. (44)	Kelvin Joseph	CB	Kentucky
3. (75)	Osa Odighizuwa	DT	UCLA
3. (84)	Chauncey Golston	DE	Iowa
3. (99)	Nahshon Wright	CB	Oregon State
4. (115)	Jabril Cox	LB	Louisiana State
4. (138)	Josh Ball	T	Marshall
5. (179)	Simi Fehoko	WR	Stanford
6. (192)	Quinton Bohanna	DT	Kentucky
6. (227)	Israel Mukuamu	S	South Carolina
7. (238)	Matt Farniok	G	Nebraska

All 11 of Dallas' draft picks made the initial 53-man roster (Kelvin Joseph and Josh Ball were placed on Reserve/Injured after making the initial 53), the second-consecutive year that Dallas had all its draft choices make the team out of training camp, and the eighth time since 1989.

The Cowboys did not have a rookie free agent player from 2021 make the initial roster, the first time there have been no undrafted free agents make the team since 2016.

★ NFC EAST STANDINGS ★

Team	W	L	T	Home	Road	Div.	Con.	PF	PA
Washington	1	1	0	1-1	0-0	1-0	1-0	46	49
Philadelphia	1	1	0	0-1	1-0	0-0	1-1	43	23
Dallas	1	1	0	0-0	1-1	0-0	0-1	49	48
New York	0	2	0	0-1	0-1	0-1	0-1	42	57

★ 2021 TEAM CAPTAINS ★

The Dallas Cowboys select three team captains weekly throughout the season, as chosen by the team prior to that week's game. Below are the captains from each week of the 2021 season:

2021 Dallas Cowboys Captains

Week 1 - at Tampa Bay			Week 2 - at LA Chargers		
Offense	Dak Prescott		Offense	Tyron Smith	
Defense	Randy Gregory		Defense	Dorance Armstrong	
Special Teams	Darian Thompson		Special Teams	Cedrick Wilson	

★ 2020/2021 STAT COMPARISON ★

	(Dallas League Ranking)	2021	2020
Record		1-1	6-10
Scoring Avg. (NFL rank)		24.5 (15)	24.7 (17)
Opp. Scoring Avg. (NFL rank)		24.0 (15)	29.6 (28)
Total Off. (NFL rank)		435.0 (4)	371.8 (14)
Rushing Off. (NFL rank)		129.0 (7)	111.8 (17)
Passing Off. (NFL rank)		306.0 (6)	260.1 (8)
Total Def. (NFL rank)		419.5 (27)	386.4 (23)
Rushing Def. (NFL rank)		73.5 (8)	158.8 (31)
Passing Def. (NFL rank)		346.0 (31)	227.6 (11)
Kickoff Return Avg.		23.7 (9)	26.1 (3)
Punt Return Avg.		7.0 (20t)	9.1 (13)
Turnover Margin		+4 (1)	-3 (21t)
Penalties		16	96
Penalty Yards		131	849

92

The Cowboys play on Monday Night Football this week - their 83rd appearance on MNF and the 172nd primetime game the team has played overall. Dallas has won 92 of its 172 primetime games, posting an overall record of 92-80.

★ 2021 FREE AGENCY ★

At the end of the 2020 season, the Dallas Cowboys had 22 players slotted for free agency - 17 unrestricted, four restricted and one exclusive rights. The Cowboys added eight free agents from other teams in 2021 free agency - which represents the most signings by the Cowboys in any year of free agency since its inception in 1994. Dallas also lost eight of its own free agents to other teams, while signing back six. Below is a list of Dallas' free agent re-signings, additions and losses:

Free Agent Re-signings (8)

Noah Brown	WR
Ron'Dell Carter	DT
C.J. Goodwin	CB
Jourdan Lewis	CB
Dak Prescott	QB
Malik Turner	WR
Cedrick Wilson (RFA)	WR
Antwaun Woods (RFA)	DT

Free Agent Losses (8)

Chidobe Awuzie (Cin)	CB
Blake Bell (KC)	TE
Andy Dalton (Chi)	QB
Cam Erving (Car)	T
Greg Senat (Cle)	T
Aldon Smith (Sea)	DE
Joe Thomas (Hou)	LB
Xavier Woods (Min)	FS

Free Agent Additions (8)

Tarrell Basham	DE
Damontae Kazee	FS
Jake McQuaide	LS
Keanu Neal	S/LB
Ty Nsekhe	T
Jeremy Sprinkle	TE
Brent Urban	DT
Carlos Watkins	DT

The Cowboys previous high for free agent signings was seven in 2012, and the most players they've lost in free agency was 11 in 1995 and 2017:

Most Free Agent Additions

2021	8
2012	7
2006	6
2003	6

Most Free Agent Losses

1995	11
2017	11
2021	8
2020	8
2015	8
1994	8

★ MONDAY NIGHT LIGHTS ★

The Cowboys hold a 47-35 Monday Night Football record and will be making their 83rd appearance on Monday Night Football this week against Philadelphia. Only Miami, with 85 games, has appeared on MNF more. The 47 MNF wins by the Cowboys are third in league history behind Pittsburgh and San Francisco (49 each).

The majority of the Cowboys MNF games were played on ABC Monday Night Football from 1970-2005 when they appeared on the prime time telecast 67 times posting a 39-28 record including a 17-11 record at home and a 22-17 mark on the road. ESPN landed the telecast in 2006, and since then, the Cowboys have appeared 15 times on MNF with an 8-7 record. The week after playing on MNF, the Cowboys are 32-37 (five times the Cowboys final game of the season was on a Monday night and seven times they followed with a bye).

Below are the results from the last 10 Monday Night Football games the Cowboys have played in:

Date	Opp/Score	W/L
9/26/11	DALLAS 18, Washington 16	Win
10/1/12	Chicago 34, DALLAS 18	Loss
12/9/13	Chicago 45, Dallas 28	Loss
10/27/14	Washington 20, DALLAS 17 (OT)	Loss
12/7/15	Dallas 19, WASHINGTON 16	Win
12/26/16	DALLAS 42, Detroit 21	Win
9/25/17	DALLAS 28, Arizona 17	Win
11/5/18	Tennessee 28, DALLAS 14	Loss
11/4/19	Dallas 37, N.Y. GIANTS 18	Win
10/19/20	Arizona 38, DALLAS 10	Loss



★ PLAYER HIGHLIGHTS ★

Amari Cooper - WR

Played in seven games against the Eagles, all with the Cowboys, with 33 receptions for 614 yards (18.6 avg.) and four touchdowns. Caught a 69-yard pass in last year's 37-17 win (12/27/20).

Ezekiel Elliott - RB

In eight games against Philadelphia, carried the ball 169 times for 789 yards and two touchdowns while adding 43 catches for 322 yards and a score. Has 26 carries of 10 yards-or-more.

Randy Gregory - DE

In last year's win over the Eagles (12/27/20), totaled six tackles, 1.5 sacks, two pressures, a pass breakup and three forced fumbles.

CeeDee Lamb - WR

Tallied seven receptions for 92 yards and a touchdown in two career games. Caught a 52-yard touchdown in his last appearance against the Eagles (12/27/20).

Dak Prescott - QB

Completed 63.9% of his passes for 1,877 yards with eight touchdowns and seven interceptions in eight games against Philadelphia. Has two game-winning drives in overtime against the Eagles - 10/30/16 and 12/9/18.

Leighton Vander Esch - LB

Notched 32 tackles, two tackles for loss and a sack in four games. In his first-ever game against the Eagles, set career-highs in both total tackles (19) and solo tackles (15). Forced a strip-sack in the 2020 Week 8 loss to Philadelphia.

★ 2021 STAT COMPARISON ★

(league ranking)

	Cowboys	Eagles
Record.....	1-1	1-1
Scoring Avg. (NFL rank)	24.5 (15)	21.5 (21)
Opp. Scoring Avg. (NFL rank).....	24.0 (15)	11.5 (4)
Total Off. (NFL rank)	435.0 (4)	381.0 (15)
Rushing Off. (NFL rank).....	129.0 (7)	162.0 (2)
Passing Off. (NFL rank).....	306.0 (6)	219.0 (22)
Total Def. (NFL rank).....	419.5 (27)	283.0 (4)
Rushing Def. (NFL rank).....	73.5 (8)	120.5 (18t)
Passing Def. (NFL rank).....	346.0 (31)	162.5 (3)
Kickoff Return Avg.	23.7 (9)	20.0 (18)
Punt Return Avg.	7.0 (20t)	5.3 (26)
Turnover Margin	+4 (1)	0 (14t)
Penalties.....	16	22
Penalty Yards	131	146

★ FIRST TIME, LAST TIME ★

The first time these two clubs met, the Dallas Cowboys were entering the second game of their inaugural season. On Oct. 9, 1960, the Cowboys lost a 25-27 nail biter to the Eagles in front of 18,500 fans at the Cotton Bowl.

Dallas and Philadelphia last faced off in Week 16 of the 2020 season. The Cowboys offense totaled 513 yards en route to a 37-17 win against the Eagles at AT&T Stadium. Michael Gallup tallied 121 receiving yards and two scores, while Ezekiel Elliott rushed for 105 yards on 19 carries.

★ DATING GAME ★

This week's game against Philadelphia will be played on Sept. 27. In the 61-plus years of Cowboys football, there have been seven Dec. 27 games. Dallas has a 3-4 all-time record on Sept. 27.

Dallas' first-ever Sept. 27 game came in 1970, a 28-10 victory over the N.Y. Giants at Texas Stadium. The Cowboys last game on Sept. 27 was last season, a 31-38 loss in Seattle.

Date	Opp/ Loc.	Dal W/L	Score	Date	Opp/ Loc.	Dal W/L	Score
9/27/64	@Pit	L	17-23	9/27/04	@Was	W	21-18
9/27/70	NYG	W	28-10	9/27/15	Atl	L	28-29
9/27/81	NYG	W	18-10	9/27/20	@Sea	L	31-38
9/27/98	Oak	L	12-13				

★ ALL IN THE FAMILY ★

The Dallas Cowboys broke a four-year streak of winning seasons against the NFC East after finishing 2-4 against the division in 2020. Prior to 2020, the last time Dallas finished with a losing record in divisional play was in 2011 when they went 2-4. Last season the Cowboys split the season series between the Philadelphia Eagles and N.Y. Giants, while Washington swept the annual home-and-home series. Dallas opens up play against the NFC East in 2021 on Monday night against Philadelphia.

Overall, the Cowboys hold a 212-148-4 record against current NFC East rivals. Below is a look at Dallas' record against the East:

	W	L	T	Pct.	Long Win Str.	Long Loss Str.	Cur. Str.
Washington.....	73	47	2	.610	10	4	L2
NY Giants	69	47	2	.588	12	6	L1
Philadelphia.....	70	54	0	.567	11	8	W1
Totals	212	148	4	.582	-	-	L1

★ SERIES HISTORY ★

Dallas and Philadelphia have squared off 124 times, with the Cowboys holding a 70-54 edge in one of the NFL's largest rivalries. Dallas lost the first three games of the series before logging win streaks of 11 games and nine games over the course of the next 18 years. Dallas claimed its first win over Philadelphia on Oct. 14, 1962. There have been four playoff games - one Wild Card Game (2009), two Divisional Playoff Games (1992 and 1995) and an NFC Championship Game (1980). Dallas holds a 3-1 postseason record against the Eagles. Below is a brief look at the last 20 games of the series:

Date	Loc.	Dal W/L	Score	Date	Loc.	Dal W/L	Score
10/30/11	Phi	L	7-34	10/30/16	Dal	W	29-23
12/24/11	Dal	L	7-20	1/1/17	Phi	L	13-27
11/11/12	Phi	W	38-23	11/19/17	Dal	L	9-37
12/2/12	Dal	W	38-33	12/31/17	Phi	W	6-0
10/20/13	Phi	W	17-3	11/11/18	Phi	W	27-20
12/29/13	Dal	L	22-24	12/9/18	Dal	W(OT)	29-23
11/27/14	Dal	L	10-33	10/20/19	Dal	W	37-10
12/14/14	Phi	W	38-27	12/22/19	Phi	L	9-17
9/20/15	Phi	W	20-10	11/1/20	Phi	L	9-23
11/8/15	Dal	L(OT)	27-33	12/27/20	Dal	W	37-17

★ INSIDE THE SERIES HISTORY ★

The rivalry between the Dallas Cowboys and Philadelphia Eagles has been around since 1960. The two teams have faced each other twice per season as part of the NFC East since 1970.

In the 124 games of the series there have been:

- * 55 games decided by two-or-more touchdowns
- * 34 games decided by three-or-more touchdowns
- * 48 games decided by a touchdown-or-less
- * An 11-game winning streak by Dallas (1967-72)
- * A 49-point win by Dallas - biggest Cowboys win (10/9/66)
- * A 38-point loss by Dallas - biggest Cowboys loss (12/28/06)
- * Five shutouts - three by Dallas
- * Four playoff games - one Wild Card, two Divisional Playoffs and one NFC Championship Game
- * Three playoff wins by Dallas - the Wild Card game and both Divisional Games
- * Four overtime games - series split at 2-2
- * 11 Monday night games (7-4 DAL) and 14 Sunday night games
- * A 40-24 Cowboys record in home games, with a 7-6 record at AT&T Stadium, including playoffs

★ BOYS OF SEPTEMBER ★

Over the past 10-plus (2011-21) years, Dallas is one-of-seven teams - New England, Green Bay, Kansas City, Baltimore, Seattle and Denver - to have a winning percentage of at least .600 through the season's first month:

Team	W	L	T	Win%	Team	W	L	T	Win%
New England ...	27	10	0	.730	Dallas.....	22	14	0	.611
Green Bay	25	11	1	.689	Seattle	22	14	0	.611
Kansas City	24	12	0	.667	Denver.....	21	14	0	.600
Baltimore	23	14	0	.622					

★ HOME IS WHERE THE TDS ARE ★

Ezekiel Elliott has not gone hungry in the home confines of AT&T Stadium since he entered the league in 2016, scoring 26 touchdowns (22 rushing, four receiving) in 36 games. His 26 touchdowns are sixth-most by any player in their home venue since 2016:

Most Touchdowns at Home Since 2016

Player	Gms	RushTD	RecTD	RetTD	TotTD
Alvin Kamara	31	20	12	0	32
Todd Gurley	36	28	3	0	31
Aaron Jones	27	23	6	0	29
Derrick Henry	40	26	1	0	27
Davante Adams	36	0	27	0	27
Ezekiel Elliott	36	22	4	0	26
DeAndre Hopkins	40	0	26	0	26

Overall, The Cowboys have scored 124 touchdowns in 40 games at home versus 99 touchdowns in 42 games on the road since 2016. Dallas' 124 home touchdowns rank ninth in the NFL over that span:

Most Overall Touchdowns at Home Since 2016

Team	Games	TD	TD/G	Pts/G
New Orleans	41	152	3.71	31.2
Seattle	41	137	3.34	27.5
Pittsburgh	41	129	3.15	27.2
Tennessee	41	128	3.12	25.6
Green Bay	41	127	3.10	25.5
Kansas City	41	126	3.07	27.1
New England	41	125	3.05	26.5
Tampa Bay	42	125	2.98	24.3
Dallas	40	124	3.10	27.5

★ WINNING TRADITION ★

The Dallas Cowboys currently own the league's second-highest all-time regular season winning percentage by current NFL teams:

Highest Win Percentage - NFL Regular Season

Team	W	L	T	Pct.
Green Bay	770	578	38	.571
Dallas	527	399	6	.569
Chicago	778	600	42	.565
Baltimore	226	175	1	.563
New England	520	405	9	.562

* Since 1972, ties have been calculated as half-win and half loss. Prior to 1972 tie games were ignored in calculating a team's winning percentage. Ties since 1972: Dallas (0), Chicago (1), Green Bay (6).

★ HOME COOKING ★

Since AT&T Stadium opened in 2009, Dallas has posted a 53-43 regular season record at home. However, since 2016, the Cowboys have utilized their home field advantage, going 26-14 at AT&T Stadium, which is tied for the eighth-most wins at home. Dallas finished 4-4 in 2020, beating the Falcons, Giants, 49ers and Eagles, after going 5-3 at home in 2019.

NFL Team Home Wins Since 2016

Team	Games	W	L	T	Win %
Kansas City	41	31	10	0	.756
New England	41	31	10	0	.756
Baltimore	41	30	11	0	.732
New Orleans	41	30	11	0	.732
Green Bay	41	30	10	1	.743
Pittsburgh	41	29	12	0	.707
Seattle	41	28	13	0	.683
Dallas	40	26	14	0	.650
Minnesota	40	26	14	0	.650
Philadelphia	41	26	14	1	.646
Tennessee	41	26	15	0	.634

★ AT&T STADIUM RECORD... ★

In 2018 the Dallas Cowboys reached a milestone with their 10th season in what is now AT&T Stadium. The Cowboys finished that regular season 7-1 record at home - tied with the 2016 team for the most wins and best record in a single season all-time at AT&T Stadium. The Cowboys finished 4-4 in 2020.

Dallas' first game at the venue was on Sept. 20, 2009 - a 31-33 loss to the N.Y. Giants. The club's first win came a week later with a 21-7 decision over Carolina. Overall, Dallas owns a 53-43 regular season record - 3-1 postseason - and a 56-44 overall mark at home in AT&T Stadium. Below is a breakdown of the club's record on their home turf:

Regular season	53-43
Postseason	3-1
Overall	56-44

Regular Post

September	14-5
October	10-14
November	15-14
December	12-9
January	2-1

Playing at noon	17-9
Playing at 3:30	20-21
Playing in prime time	16-13

Thursday	6-7
Saturday	0-2
Sunday	44-29
Monday	3-5

Fully closed stadium	33-25
Fully open stadium	10-11
Roof open, doors closed	2-5
Roof closed, doors open	8-2

Playing against the NFC East	21-15
Playing against the NFC (non-NFC East)	19-17
Playing against the AFC	13-11

Team-by-team									
Team	W	L	Pct		Team	W	L	Pct	
Arizona	0	2	.000		New England	0	1	.000	
Atlanta	2	1	.667		New Orleans	2	2	.500	
Baltimore	1	0	1.000		N.Y. Giants	7	5	.583	
Buffalo	1	1	.500		N.Y. Jets	0	1	.000	
Carolina	1	1	.500		Oakland	2	0	1.000	
Chicago	1	2	.333		Philadelphia	6	6	.500	
Cincinnati	1	0	1.000		Pittsburgh	1	1	.500	
Cleveland	1	1	.500		San Francisco	1	1	.500	
Denver	0	1	.000		Seattle	2	2	.500	
Detroit	3	1	.750		Tampa Bay	3	0	1.000	
Green Bay	0	3	.000		Tennessee	0	2	.000	
Houston	1	0	1.000		Washington	8	4	.667	
Indianapolis	1	0	1.000						
Jacksonville	1	1	.500						
Kansas City	1	0	1.000						
LA Chargers	0	2	.000						
LA Rams	3	1	.750						
Miami	2	0	1.000						
Minnesota	1	1	.500						

Postseason

Detroit	1	0	1.000
Green Bay	0	1	.000
Philadelphia	1	0	1.000
Seattle	1	0	1.000

The Cowboys 7-1 home mark in 2018 tied the 2016 team for the best home record by a Cowboys team since the stadium opened in 2009:

Most Single Season Wins at AT&T Stadium - Dallas Cowboys

Season	Wins	Consec. Wins	Home Record
2016	7	7	7-1
2018	7	4	7-1
2009	6	5	6-2
2011	5	4	5-3
2019	5	2	5-3
2013	5	3	5-3

388.4 **26.5** **7.92**

Dallas' offense has averaged 388.4 yards-per-game at AT&T Stadium - third-most at home since 2009.

The Cowboys have scored 26.5 points-per-game at home since moving into AT&T Stadium - fourth in the NFL.

Dallas has averaged 7.92 yards-per-play at home since 2009, second in the NFL behind New Orleans (8.0).



★ THE DALLAS COWBOYS - A CHAMPIONSHIP TRADITION ★

SUPER BOWL CHAMPIONSHIPS

New England Patriots	6
Pittsburgh Steelers	6
DALLAS COWBOYS	5
San Francisco 49ers	5
Green Bay Packers	4
New York Giants	4
Denver Broncos	3
Oakland Raiders	3
Washington Redskins	3

SUPER BOWL APPEARANCES

New England Patriots	11
DALLAS COWBOYS	8
Pittsburgh Steelers	8
Denver Broncos	8
San Francisco 49ers	7
Green Bay Packers	5
Miami Dolphins	5
New York Giants	5
Oakland Raiders	5
Washington Redskins	5

POSTSEASON VICTORIES

New England Patriots	37
Pittsburgh Steelers	36
Green Bay Packers	36
DALLAS COWBOYS ...	35
San Francisco 49ers	32
Oakland Raiders	25
New York Giants	24

POSTSEASON APPEARANCES

Green Bay Packers	34
DALLAS COWBOYS ...	33
New York Giants	32
Pittsburgh Steelers	32
Minnesota Vikings	31
Cle./StL/LA Rams	30
Indianapolis Colts	29
New England Patriots	28
Philadelphia Eagles	27
San Francisco 49ers	27
Chicago Bears	27

POSTSEASON GAMES

DALLAS COWBOYS ...	63
Pittsburgh Steelers	62
Green Bay Packers	59
New England Patriots	58
San Francisco 49ers	51
Minnesota Vikings	50
New York Giants	49

CONSEC. POSTSEASON APPEARANCES

New England Patriots (2009-19) ...	11
DALLAS COWBOYS (1975-83) ...	9
Indianapolis Colts (2002-10)	9
DALLAS COWBOYS (1966-73) ...	8
Pittsburgh Steelers (1972-79)	8
Los Angeles Rams (1973-80)	8
San Francisco 49ers (1983-90)	8

CONSECUTIVE WINNING SEASONS

DALLAS COWBOYS (1966-85) ...	20
New England Patriots (2001-19) ...	19
Oakland Raiders (1965-80)	16
San Francisco 49ers (1983-98) ...	16
Chicago Bears (1930-44)	15
Green Bay Packers (1934-47) ...	14

ALL-TIME REGULAR SEASON WINNING %

Green Bay Packers	0.571
DALLAS COWBOYS	0.569
Chicago Bears	0.565
Baltimore Ravens	0.563
New England Patriots	0.562
Miami Dolphins	0.553
Minnesota Vikings	0.544

43 SEASONS OF .500-OR-BETTER	33 POSTSEASON APPEARANCE	24 DIVISION TITLES	16 NFL/NFC CHAMPIONSHIP GAME FINALIST	8 NFC CHAMPIONSHIPS	5 SUPER BOWL CHAMPIONSHIPS
1965 1982 2009 1966 1983 2011 1967 1984 2012 1968 1985 2013 1969 1991 2014 1970 1992 2016 1971 1993 2017 1972 1994 2018 1973 1995 2019 1974 1996 1975 1998 1976 1999 1977 2003 1978 2005 1979 2006 1980 2007 1981 2008	1966 1991 1967 1992 1968 1993 1969 1994 1970 1995 1971 1996 1972 1998 1973 1999 1975 2003 1976 2006 1977 2007 1978 2009 1979 2014 1980 2016 1981 2018 1982 1983 1985	1966 1992 1967 1993 1968 1994 1969 1995 1970 1996 1971 1998 1973 2007 1976 2009 1977 2014 1978 2016 1979 2018 1981 1985	1966 1975 1992 1967 1977 1993 1970 1978 1994 1971 1980 1995 1972 1981 1973 1982	1970 1992 1971 1993 1975 1995 1977 1978	1971 1992 1977 1993 1995



★ PRO BOWL COWBOYS ★

Since 2010 Dallas has selected 13 players that have gone on to make at least one Pro Bowl - tied for the third-most in the NFL over that span (Kansas City, 15; Minnesota, 14; Baltimore/Seattle, 13). Since 1989 Dallas has sent 53 different players to the Pro Bowl, and of those, Dallas drafted 37. Additionally, Cowboys draft picks have been selected to 79 Pro Bowls since 2002 (25 different players), which is 13 more than any other team over that span (Kansas City, 66):

COWBOYS PRO BOWL DRAFT PICKS SINCE 2002 (BY YEAR DRAFTED)

2002: Roy Williams (5)
2002: Andre Gurode (5)
2003: Terence Newman (2)
2003: Jason Witten (11)
2005: DeMarcus Ware (9 - 7 with Dallas)
2005: Marion Barber (1)
2005: Jay Ratliff (4)
2006: Jason Hatcher (1)
2007: Anthony Spencer (1)
2007: Nick Folk (1)
2008: Mike Jenkins (1)
2008: Martellus Bennett (1 - with Chicago)



2010: Dez Bryant (3)
2010: Sean Lee (2)
2011: Tyron Smith (7)
2011: DeMarco Murray (3 - 2 with Dallas)
2011: Dwayne Harris (1 - with N.Y. Giants)
2013: Travis Frederick (5)
2014: Zack Martin (6)
2014: DeMarcus Lawrence (2)
2015: Byron Jones (1)
2016: Dak Prescott (2)
2016: Ezekiel Elliott (3)
2016: Jaylon Smith (1)
2018: Leighton Vander Esch (1)



20

Since the start of 2016, Dak Prescott is responsible for 20 total touchdowns (17 passing, three rushing) when the game is within seven points in the fourth quarter or overtime, tied for fifth in the NFL over that span, trailing only Russell Wilson (29), Derek Carr (27), Matt Ryan (23) and Drew Brees (23).

★ CENTURY MARK ★

Dak Prescott reached the century mark with 100 career passing touchdowns against the Seahawks (9/27/20), just three games into the fifth season of his career.

Prescott is the 25th quarterback in NFL history to reach 100 touchdowns through the air in the first five seasons of a career, and in that select group, he ranks 19th in pass touchdown percentage (4.62%), second in interception percentage (1.7%), fourth in passer rating (97.3) and fourth in touchdown/interception ratio (2.65):

Touchdown/INT Ratio - QBs with 100 TD in First Five Years

Player	Seasons	PassTD	INT	TD/INT
Patrick Mahomes.....	2017-21	120	25	4.80
Deshawn Watson.....	2017-20	104	36	2.88
Russell Wilson.....	2012-16	127	45	2.82
Dak Prescott	2016-20	106	40	2.65
Derek Carr.....	2014-18	122	54	2.26
Matt Ryan.....	2008-12	127	60	2.12
Dan Marino.....	1983-87	168	80	2.10

Prescott's touchdown prowess isn't limited to his aerial exploits, running over opposing defenses to the tune of 24 career rushing touchdowns - the most by a quarterback in Cowboys history. By reaching 100 passing touchdowns, he is one-of-three players in NFL history to record 100 touchdowns through the air and 20 touchdowns on the ground in the first five seasons of a career:

100 TD Throws with 20 Rush TDs - First Five Seasons

Player	Seasons	PassTD	RushTD	Tot TD
Cam Newton.....	2011-15	117	43	160
Jeff Garcia.....	1999-03	113	21	134
Dak Prescott	2016-20	106	24	130

Prescott hit the century mark in just 67 career starts, becoming the third-fastest quarterback in Cowboys history to reach 100 passing touchdowns:

Fastest Cowboys to 100 Passing Touchdowns

Player	Starts	Attempts	Yards	Pass TD
Tony Romo.....	53	1,758	14,186	101
Danny White.....	62	1,777	13,622	103
Dak Prescott	67	2,214	16,966	102

★ RAYNEING TOUCHDOWNS... ★

Rayne Dakota Prescott is responsible for 134 combined rushing, passing and receiving touchdowns through his first 71 NFL games which ranks eighth in NFL history at the quarterback position:

Combined Touchdowns in a QBs First 71 Career Games

Player	TDs	Player	TDs
Dan Marino.....	171	Brett Favre.....	135
Aaron Rodgers.....	151	Dak Prescott.....	134
Daunte Culpepper.....	149	Matt Stafford.....	133
Andrew Luck.....	148	Peyton Manning...	132
Johnny Unitas.....	138	Len Dawson.....	130
Cam Newton.....	136	Kirk Cousins.....	130

★ FOURTH QUARTER WINS ★

Since taking over as the Dallas Cowboys starting quarterback in 2016, Dak Prescott has engineered his share of fourth quarter wins for the club. Included in his 43 regular season wins as a starter are 16 occasions in which he led the team to victory when the club was tied or trailing in the fourth quarter or overtime. Prescott's 16 wins are the second-most by a Dallas signal caller:

4th Quarter/OT Wins - Cowboys

Quarterback	Wins	Quarterback	Wins
Tony Romo.....	24	Roger Staubach.....	13
Dak Prescott.....	16	Danny White.....	11
Troy Aikman.....	15		

Below is a look at each of Prescott's 16 games in which the game was tied or the team trailed in the fourth quarter to pull out the win and his 4th quarter/OT stats:

Date	Opp	Score	Time Left	Att	Com	Yds	TD	Int	Final Score
9/18/16	@Was	20-23	15:00	7	6	66	0	0	27-23
10/30/16	PHI*	13-23	7:48	20	11	135	2	0	29-23
11/13/16	@Pit	29-30	0:42	11	10	83	0	0	35-30
12/1/16	@Min	7-9	14:11	4	2	26	1	0	17-15
12/18/16	TB	17-20	15:00	6	6	41	0	0	26-20
9/25/17	@Ari	14-14	14:45	3	3	94	1	0	28-17
12/10/17	@NYG	10-10	9:29	6	4	158	2	0	30-10
12/17/17	@Oak	17-17	6:30	6	5	82	0	0	20-17
12/31/17	@Phi	0-0	12:19	9	6	75	1	0	6-0
9/30/18	DET	23-24	2:17	11	7	99	0	0	26-24
11/11/18	@Phi	20-20	7:27	8	7	88	1	0	27-20
11/18/18	@Atl	19-19	1:52	6	4	45	0	0	22-19
12/9/18	PHI*	23-23	1:39	12	11	94	1	0	29-23
12/30/18	@NYG	28-32	3:21	10	5	78	1	0	36-35
9/20/20	Atl	24-36	15:00	21	13	182	1	0	40-39
9/19/21	@LAC	17-17	3:54	8	7	47	0	0	20-17

*italics indicate overtime and are reflected in the stats totals

Amongst all NFL quarterbacks, Prescott has the fifth-most game-winning drives from 2016-21:

Game-Winning Drives - NFL (2016-21)

Player	Drives
Derek Carr, LV.....	20
Drew Brees, NO.....	18
Matthew Stafford, Det/LAR.....	18
Russell Wilson, Sea.....	17
Dak Prescott, Dal.....	16
Ryan Tannehill, Mia/Ten.....	16

*Game Winning Drive = Fourth quarter drive that puts team ahead for the final time

*4th Quarter Comeback = Offense overcomes a deficit to win the game

Prescott is responsible for 20 total touchdowns (17 passing, three rushing) when the game is within seven points in the fourth quarter or overtime, tied for fifth in the NFL over that span:

4th Qtr & OT TDs, +/- 7 Points - NFL, 2016-20

Player	Total TDs	Player	Total TDs
Russell Wilson.....	29	Drew Brees.....	23
Derek Carr.....	27	Dak Prescott.....	20
Matt Ryan.....	23	Two others tied.....	20

★ DAK'S RECORD WHEN... ★

Since taking over as Dallas' starting quarterback in 2016, Dak Prescott has compiled a 43-28 regular season record in 71 career starts, and he is 1-2 in the postseason. Below is a look at Prescott's record under several different circumstances:

	Regular	Post
Playing at home:	24-11	1-1
Playing on the road:	19-17	0-1
Playing indoors:	23-11	1-1
Playing outdoors:	20-17	0-1
Playing against the NFC East:.....	19-6	
Playing against the NFC (non-NFC East): ..	15-13	1-2
Playing against the AFC:	9-9	
Playing on Thursday:	5-4	
Playing on Sunday:	35-23	1-2
Playing on Sunday night.....	8-6	
Playing on Monday night:	3-1	
Playing on artificial turf:	31-21	1-1
Playing on natural grass:	12-7	0-1
Offense totals over 400 yards:	27-9	0-1
Throws for over 300 yards:	9-7	0-1
Throws for 200-299 yards:	27-12	1-1
Attempts more than 30 passes.....	21-24	1-2
Throws only one touchdown:	12-6	1-1
Throws more than one touchdown:	24-10	0-1
Completes 60.0%-or-more of his passes:.....	39-19	1-2
Averages more than 7.0 yards-per-attempt.....	35-9	0-2
Has more than one Big Play (25+) passing.....	25-9	1-1
Throws no interceptions:	33-9	0-1
Throws one interception:	8-10	1-1
Throws more than one interception:	2-9	
Records at least 100.0 passer rating:	31-4	0-1
Commits no turnovers.....	28-6	0-1
Against teams with winning record:	14-15	1-2
Against teams with .500 record:	9-6	
Against teams with losing record:	20-6	
Has at least one rush attempt.....	40-24	1-2
Has five-or-more rush attempts	17-5	1-0
Sacked one time-or-less:	23-8	1-1
Sacked more than once:	20-20	0-1
September:	11-8	
October:	9-7	
November:	12-7	
December:	11-5	
January:.....	0-1	1-2

Team-by-team			
Team	W	L	Pct
Arizona	1	0	1.000
Atlanta	2	1	.667
Baltimore	1	0	1.000
Buffalo	0	1	.000
Carolina	0	1	.000
Chicago	1	1	.500
Cincinnati.....	1	0	1.000
Cleveland.....	1	1	.500
Denver	0	1	.000
Detroit.....	3	0	1.000
Green Bay	2	2	.333
Houston	0	1	.000
Indianapolis	0	1	.000
Jacksonville	1	0	1.000
Kansas City	1	0	1.000
LA Chargers.....	1	1	.500
LA Rams	1	2	.333
Miami	1	0	1.000
Team	W	L	Pct
Minnesota	1	1	.500
New England ...	0	1	.000
New Orleans....	1	1	.500
N.Y. Giants.....	7	2	.778
N.Y. Jets	0	1	.000
Oakland	1	0	1.000
Philadelphia	5	3	.625
Pittsburgh	1	0	1.000
San Francisco....	2	0	1.000
Seattle	0	3	.000
Tampa Bay.....	2	1	.667
Tennessee	0	1	.000
Washington.....	7	1	.875
Postseason			
Green Bay.....	0	1	.000
L.A. Rams	0	1	.000
Seattle	1	0	1.000

★ DAK TO THE FUTURE ★

Now embarking on his sixth pro season, Dak Prescott ranks fifth in passing yards (18,274), completions (1,579) and attempts (2,378), sixth in wins (43) and passing touchdowns (109), and second in yards-per-attempt (7.69) in regular season team history:

Dallas Cowboys All-Time QB Chart

WINS AS STARTER

Troy Aikman	94
Roger Staubach	85
Tony Romo	78
Danny White.....	62
Don Meredith.....	47
Dak Prescott.....	43

PASSING YARDS

Tony Romo	34,183
Troy Aikman	32,942
Roger Staubach	22,700
Danny White	21,959
Dak Prescott	18,274
Don Meredith	17,199

ATTEMPTS

Troy Aikman	4,715
Tony Romo	4,335
Roger Staubach	2,958
Danny White.....	2,950
Dak Prescott	2,378

PASSING TOUCHDOWNS

Tony Romo	247
Troy Aikman	165
Danny White	155
Roger Staubach	153
Don Meredith	135
Dak Prescott	109

COMPLETIONS

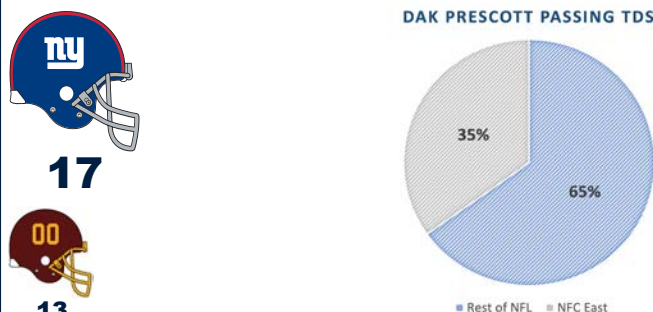
Troy Aikman	2,898
Tony Romo	2,829
Danny White.....	1,761
Roger Staubach	1,685
Dak Prescott	1,579

YARDS-PER-ATTEMPT

Tony Romo.....	7.89
Dak Prescott.....	7.69
Roger Staubach.....	7.67
Don Meredith.....	7.45
Danny White.....	7.44

★ PRESCOTT TDS BY TEAM ★

Dak Prescott has thrown a touchdown pass against 25 of the other 31 NFL teams in the regular season. Below is a team-by-team breakdown of his touchdowns through the air:



★ PRESCOTT TARGETS ★

Entering his sixth pro season, Dak Prescott has completed 1,579-of-2,378 passes for 18,274 yards with 109 touchdowns in 71 regular season games played behind center. Below is a breakdown of Prescott's targets by position and player:

Position Breakdown					
Comp.	Yds	TD	Comp.	Yds	TD
WR.....925	12,302	76	RB.....296	2,451	11
TE.....347	3,458	22	FB.....11	63	0

Player Breakdown by Completions					
Player	Com	Yds	TD	Player	Com
E. Elliott.....217	1,824	9	C. Wilson.....22	253	2
J. Witten.....194	1,752	11	N. Brown.....16	167	0
A. Cooper.....185	2,478	17	D. Thompson.....14	124	0
C. Beasley.....174	1,774	12	L. Dunbar.....13	103	0
D. Bryant.....119	1,634	14	A. Morris.....9	53	0
M. Gallup.....117	1,933	9	K. Smith.....8	46	0
T. Williams.....97	1,162	3	D. Smith.....5	113	1
B. Jarwin.....65	741	6	R. Switzer.....5	39	0
R. Cobb.....55	828	3	B. Bell.....5	71	0
C. Lamb.....42	597	3	J. Hanna.....4	88	1
D. Schultz.....40	410	2	R. Gathers.....3	45	0
G. Swaim.....33	328	1	G. Escobar.....3	23	1
B. Butler.....30	533	6	L. Whitehead.....2	40	0
R. Smith.....29	266	1	J. Olawale.....2	13	0
T. Pollard.....27	203	1	D. McFadden.....2	6	0
T. Austin.....21	317	3	V. Bryant.....1	15	1
A. Hurns.....20	295	2			

Prescott has thrown 109 touchdown passes - good for sixth all-time in team history. Below is his individual touchdown totals:

Player	TDs	Player	TDs
Amari Cooper.....17		Terrance Williams.....3	
Dez Bryant.....14		Allen Hurns.....2	
Cole Beasley.....12		Dalton Schultz.....2	
Jason Witten.....11		Cedrick Wilson.....2	
Ezekiel Elliott.....9		Gavin Escobar.....1	
Michael Gallup.....9		James Hanna.....1	
Brice Butler.....6		Rod Smith.....1	
Blake Jarwin.....6		Geoff Swaim.....1	
Tavon Austin.....3		Devin Smith.....1	
Randall Cobb.....3		Tony Pollard.....1	
CeeDee Lamb.....3		Ventell Bryant.....1	

**italics indicate current Cowboy*

★ TOUCHDOWN BREAKDOWN ★

Dak Prescott has thrown 109 touchdown passes. Below is a look at Prescott's touchdown totals by quarter, down and distance:

Quarter	Down	Distance
1st Quarter ... 17	1st Down 31	0-9 Yards.....31
2nd Quarter ... 39	2nd Down 48	10-19 Yards....29
3rd Quarter ... 20	3rd Down 28	20-29 Yards....22
4th Quarter ... 31	4th Down 2	30-39 Yards....6
OT 2		40-49 Yards....10
		50+ Yards.....11

★ QB WINS ★

In his sixth season as the starting quarterback of the Dallas Cowboys, Dak Prescott has proven to be a winner, as his 43 victories rank sixth in team history. He posted a winning record in three of his first four seasons, and his 13 wins in 2016 were the most by a rookie quarterback in NFL history. He followed that up with a 9-7 record in 2017, a 10-6 mark in 2018, an 8-8 record in 2019, 2-3 in 2020 and 1-1 in 2021.

Overall, Prescott's 43 wins rank are tied for sixth from 2016-21:

Wins by Starting QB - 2016-21			
Player	Wins	Games	Win%
Tom Brady, NE/TB.....60	78	.769	
Russell Wilson, Sea.....53	82	.652	
Drew Brees, NO.....48	70	.686	
Aaron Rodgers, GB.....47	73	.644	
Ben Roethlisberger, Pit.....44	64	.695	
Dak Prescott, Dal.....43	72	.606	
Jared Goff, LAR/Det.....42	71	.592	
Philip Rivers, LAC/Ind.....42	80	.525	
Kirk Cousins, Was/Min.....40	81	.506	
Three players tied.....39	--	--	

★ QBS MULTIPLE TOUCHDOWNS ★

In seven games in 2016, Dak Prescott tossed at least two touchdowns to tie for fourth by a rookie in NFL history. He had six multi-touchdown passing games in 2018, nine in 2019, two in 2020 and is off to a hot start with one in the first game of 2021. His 34 total games rank sixth in franchise history:

Multiple Passing-Touchdown Games			
Player	Games	Player	Games
Tony Romo.....79		Troy Aikman.....43	
Roger Staubach.....48		Don Meredith.....41	
Danny White.....44		Dak Prescott.....34	

Prescott also notched four games with three-plus touchdown passes in 2016 - tying the most by a rookie quarterback in NFL history. It was also eighth-most in the NFL in 2016 by any quarterback.

After four more in 2017, two in 2018, six in 2019, two in 2020, and one in 2021 he has 19 in total - third on the team's all-time three-touchdown games list:

Three Passing-Touchdown Games			
Player	Games	Player	Games
Tony Romo.....40		Roger Staubach.....17	
Danny White.....20		Don Meredith.....14	
Dak Prescott.....19		Troy Aikman.....10	

★ QB RATINGS AT 100.0 ★

Dak Prescott established the most games with a 100.0 rating by a quarterback in a season in team history with 11 in 2016:

Single-Season 100.0 QB Rating Games		
Player	Games	Season
Dak Prescott*.....11	2016	
Tony Romo.....10	2007	
Tony Romo.....10	2014	

**denotes rookie*

Prescott recorded a 100.0 rating in the first game of 2021, and his 35 games with at least a 100.0 rating are fourth in team history:

Career 100.0 QB Rating Games			
Player	Games	Player	Games
Tony Romo.....67		Dak Prescott.....35	
Troy Aikman.....44		Danny White.....33	
Roger Staubach.....37		Craig Morton.....24	

Prescott's 32 games with at least a 100.0 rating from 2016-19 are tied with Russell Wilson (2012-14) for the most games by a quarterback in his first four seasons in NFL history:

100.0 QB Rating Games - First Four Seasons		
Player	Games	Seasons
Russell Wilson.....32	2012-15	
Dak Prescott.....32	2016-19	
Dan Marino.....25	1983-86	
Ben Roethlisberger.....25	2004-07	
Joe Flacco.....25	2008-11	

He continues to add to his resume, and through his first 71 starts, Prescott sits at 35 games with a 100.0 rating, the third-most through 71 starts in NFL history:

100.0 Rtg				
Player	GS	Games	W/L	Win%
Aaron Rodgers.....71	42	35-7	.833	
Tony Romo.....71	39	32-7	.821	
Dak Prescott.....71	35	31-4	.886	
Russell Wilson.....71	34	31-3	.912	
Philip Rivers.....71	34	26-8	.765	
Kirk Cousins.....71	32	21-10-1	.672	
Len Dawson.....71	32	30-2	.938	
Three players tied.....--	31	--	--	

Prescott tied for the second-most 100.0 rating games in 2019, tallying eight, and after two in his shortened 2020 season, has one in 2021. Since 2016, Prescott has recorded 20 games with a 100.0 passer rating at AT&T Stadium - fifth-most by any quarterback in their home venue during that span:

100.0 Rtg			
Player	Games	W/L	Win%
Drew Brees.....26	21-5	.808	
Russell Wilson.....24	19-5	.792	
Tom Brady.....21	20-1	.952	
Aaron Rodgers.....21	20-1	.953	
Dak Prescott.....20	17-3	.850	
Philip Rivers.....20	16-4	.800	

★ 1,000 COMPLETIONS ★

Dak Prescott reached 1,000 career completions in the 2019 season-opening game against the N.Y. Giants (9/8), doing so in only 49 career games. He is one-of-17 quarterbacks in NFL history to reach 1,000 completions in fewer than 50 career games, and he is tied for the fastest Cowboys quarterback to the mark, reaching the plateau in the same number of starts as Tony Romo:

Fewest Starts to 1,000 Completions

Player	Com	Att	Pct	Starts
Dak Prescott	1,000	1,507	66.4	49
Tony Romo	1,013	1,610	62.3	49
Troy Aikman	1,004	1,652	60.1	58
Danny White	1,009	1,663	60.1	58
Roger Staubach	1,013	1,769	57.3	75

★ FOUR STAR RATING ★

Dak Prescott reached 1,500 pass attempts in the first week of 2019, qualifying him for the all-time NFL passing record books. Among his notable achievements at this early stage in his career, Prescott ranks seventh in NFL annals in QB Rating, edging out Tony Romo as the highest-rated passer in Cowboys history:

All-Time NFL Quarterback Rating

Player	TD/INT						
	Att	Cmp	Pct	Yds	TD	Int	Rate
Patrick Mahomes	1,754	1,165	66.4	14,832	120	25	4.80
Deshaun Watson	1,748	1,186	67.8	14,539	104	36	2.89
Aaron Rodgers	6,642	4,322	65.1	51,633	416	91	4.53
Russell Wilson	4,389	2,860	65.2	34,543	273	81	3.37
Drew Brees	10,551	7,142	67.7	80,358	571	243	2.35
Kirk Cousins	3,743	2,511	67.1	28,967	195	84	2.32
Dak Prescott	2,378	1,579	66.4	18,274	109	42	2.60
Tom Brady	10,684	6,834	64.0	79,859	590	193	3.06
Tony Romo	4,335	2,289	65.3	34,183	248	117	2.12
Steve Young	4,149	2,667	64.3	33,124	232	107	2.17

★ PASS, NO PICKS ★

Dak Prescott recorded a streak of 291 consecutive passes without an interception, spanning the last five games of 2019 and the first three games of 2020. The streak is the longest in Cowboys history, and at the time, it is the 10th-longest in NFL history. Aaron Rodgers holds the record with 402 consecutive passes in 2018:

Consecutive Passes With No INT - NFL History

Player	Season	Consec. Passes	No. Of Games
1. Aaron Rodgers	2018	402	11
2. Tom Brady	2010-11	358	12
3. Derek Carr	2018	332	12
10. Dak Prescott	2019-20	291	8

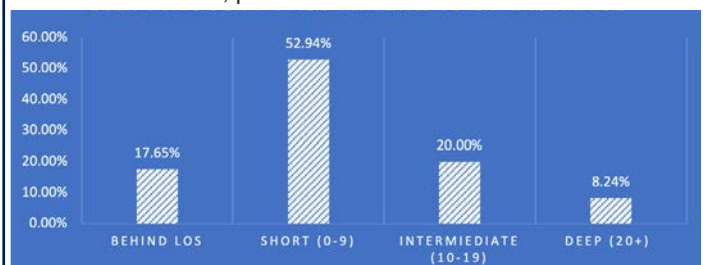
Prescott set the Cowboys record for consecutive passes without a pick in Week 1, 2020 at the LA Rams - breaking Troy Aikman's 20-year record of 216 consecutive throws from the 1999 season - and continued to Week 3, 2020 at Seattle before an interception in the second quarter.

Dallas Cowboys Consecutive Passes With No INT

Player	Season	Consec. Passes	No. Of Games
Dak Prescott	2019-20	291	8
Troy Aikman	1999	216	8
Troy Aikman	1995	184	7
Dak Prescott	2016	184	6

★ PASSING DEPTH CHART ★

Below is a chart detailing Dak Prescott's attempts by distance for the 2021 season, per PFF:



★ TOUCHDOWN-TO-INTERCEPTION RATIO ★

Dak Prescott has shown prolific decision making in the young stages of his career, throwing only 42 interceptions against 109 touchdown passes. Prescott also knows when to tuck the ball and attack with his legs, scoring an additional 24 touchdowns on the ground in his five-plus NFL seasons. Among all qualifying quarterbacks (1,500 pass attempts), Prescott ranks sixth all-time with a 2.60 touchdown/interception ratio, and he is one-of-three quarterbacks in league annals to record fewer than 50 interceptions on at least 2,000 pass attempts (2,378 att., 42 int.), joining Nick Foles (2,010 attempts and 43 interceptions) and Case Keenum (2,101 attempts and 47 interceptions).

HIGHEST TD/INT RATIO IN NFL HISTORY



★ AERIAL ACCOLADES ★

Dak Prescott finished 2019 third in the NFL in completions of 20-or-more yards (68) and tied for second in touchdowns of 20-or-more yards (14). Of Prescott's 30 touchdown passes, 46.7% came from 20-plus yards - fourth-highest in 2019 (min. 100 com):

Player	Team	Com	Att	TD	20+ TD	20+ TD%
Mason Rudolph.....	PIT	176	283	13	8	61.5%
Patrick Mahomes.....	KC	319	484	26	15	57.7%
Daniel Jones.....	NYG	284	459	24	12	50.0%
Dak Prescott.....	DAL	388	596	30	14	46.7%
Tom Brady.....	NE	373	613	24	11	45.8%

Prescott led the league with 25 completions of 20-plus yards in 2020 before his season-ending injury in Week 5. In 2021 he is tied for 10th with seven long completions:

Player	20+ Com	20+ TD	Player	20+ Com	20+ TD
Tom Brady.....	12	2	Russell Wilson.....	8	4
Derek Carr.....	12	2	Zach Wilson.....	8	1
Kyler Murray.....	11	2	Dak Prescott.....	7	2
Patrick Mahomes.....	9	4	Sam Darnold.....	7	2
Justin Herbert.....	8	0	Mac Jones.....	7	0
Lamar Jackson.....	8	1	Trevor Lawrence.....	7	3
Tyrod Taylor.....	8	1	Several players tied...	6	--

★ DOWNFIELD DIMES ★

Dak Prescott had seven completions of 25-plus yards at Seattle (9/27/20), which established a career-high (previously six) and was the second-most big-play completions in a game by a Cowboys quarterback since 1994 (when the data became available):

Single-Game Big-Play Completions By Cowboys QB

Player	Date/Opp	Att	Com	Yds	25+ Yds
Tony Romo.....	10/6/13 vs. Den	36	25	506	8
Dak Prescott.....	9/27/20 at Sea	57	37	472	7
Jason Garrett.....	10/11/98 vs. Car	22	14	287	6
Jon Kitna.....	11/17/10 at NYG	22	13	237	6
Dak Prescott.....	10/6/19 vs. GB	44	27	463	6

Prescott also threw three touchdowns of 40-plus yards against the Seahawks in Week 3 (9/27/20), tied for the most by a quarterback in a single-game in team history:

Single-Game 40-Plus Yard TDs By Cowboys QB

Player	Date/Opp	Att	Com	Yds	40+ TD
Craig Morton.....	11/1/70 vs. Phi	20	10	240	3
Tony Romo.....	9/13/09 at TB	27	16	353	3
Dak Prescott.....	9/27/20 at Sea	57	37	472	3

★ DEEP IMPACT ★

According to Pro Football Focus, Dak Prescott finished third in the league in deep passing completions in 2019, completing 35-of-76 attempts of 20-or-more yards downfield:

2019 Deep Passing Stats - Most Downfield Completions

Player	Com	Att	Yards	TD	Att%	Rating
Jameis Winston.....	40	99	1,351	9	15.8	97.1
Russell Wilson.....	36	85	1,179	11	16.5	119.2
Dak Prescott.....	35	76	1,157	11	12.8	110.2

Before his season ending ankle injury in 2020, Prescott continued to utilize his arsenal deep down the field. He attempted 28 passes of 20-or-more yards downfield, completing 15 for 507 yards:

2020 Weeks 1 through 5 - Most Downfield Completions

Player	Com	Att	Yards	TD	Att%	Rating
Dak Prescott.....	15	28	507	4	12.6	123.5
Kirk Cousins.....	15	29	418	4	20.9	97.3
Russell Wilson.....	13	22	488	8	13.1	143.0
Tom Brady.....	13	30	458	2	15.3	112.5

After leading the league with seven attempts of 20-plus yards in Week 1 of the 2021 season, Prescott had no deep attempts in Week 2. On the season his seven attempts are tied for 11th and his two completions are tied for 19th.

Prescott is averaging 2.69 seconds from snap-to-throw on his seven deep pass attempts in 2021, which is down from 3.19 seconds on 28 attempts in 2020 and 3.17 seconds on 76 attempts in 2019.

★ RAYNE MAN ★

Dak Prescott has proven to be a threat with his feet during his young career, and through his first 71 games, he has surpassed 1,000 career rushing yards (1,327) - the fourth Cowboys quarterback to reach that milestone. Prescott did it in 50 games, tying Roger Staubach for the fewest games to the mark.

Overall, Prescott ranks first in rushing scores (24), second in rushing yards (1,327) and third in carries (263) among Cowboys quarterbacks all-time:

All-Time Dallas Cowboys QB Rushing Yard Leaders

Player	Att	Yards	Avg	Long	TD
Roger Staubach.....	410	2,264	5.5	33	20
Dak Prescott.....	263	1,327	5.0	42	24
Don Meredith.....	242	1,216	5.0	28	15
Troy Aikman.....	327	1,016	3.1	25	9

Prescott has notched 24 rushing scores since his rookie season, third-most by any NFL quarterback from 2016-21:

QB Rush TDs - 2016-21

Player	Rush TDs
Cam Newton, Car/NE.....	27
Josh Allen, Buf.....	25
Dak Prescott, Dal.....	24
Lamar Jackson, Bal.....	21

Prescott's 24 rushing touchdowns rank fourth in NFL history through the first 71 games of a quarterback's career, post merger:

QB Rush TDs - First 71 Games

Player	Rush TDs
Cam Newton, Car.....	39
Daunte Culpepper, Min.....	28
Josh Allen, Buf.....	25
Dak Prescott, Dal.....	24
Steve Grogan, NE.....	23
Steve McNair, Ten.....	22

Prescott has set various rushing records by a Cowboys QB:

Dak Prescott QB Rushing Records

Team Record Set	Total	Year
Rush Yards by a QB, Single Season.....	357	2017
Rush TDs by a QB, Single Season.....	6	2016, 18
Rush TDs by a QB, Career.....	24	2016-20
Rush Atts by a QB, Single Season.....	75	2018
Rush Atts by a Rookie QB, Single Season.....	57	2016
Longest Rush by a QB.....	42	2019
Rush TDs, Single Game.....	3	2020
Rush Attempts, Single Game.....	11	2018

★ THE RULE OF THREE ★

Dak Prescott rushed for three touchdowns against the Atlanta Falcons (9/20/20), becoming just the 10th Cowboys player - first quarterback - to score three touchdowns on the ground in a single game. He became the fourth Cowboys quarterback to notch a multi-rushing touchdown game and the first since Troy Aikman had two against Arizona (9/6/98):

Player	Opp/Date	Rush TDs
Dak Prescott.....	ATL, 9/20/20	3
Don Meredith.....	Pit, 12/8/63	2
Roger Staubach.....	KC, 11/10/75	2
Troy Aikman.....	ARI, 9/6/98	2

Combined with his 450 passing yards, Prescott is the only player in NFL history to throw for 400 yards and score three touchdowns on the ground in a single game.

★ BOMBS AWAY ★

Since he entered the league in 2016, Prescott has thrown 11 touchdown passes of more than 50 yards, trailing only five other quarterbacks over the last six seasons:

Touchdown Passes of 50+ Yards Since 2016

Player	TDs	Player	TDs
Patrick Mahomes, KC.....	13	Philip Rivers, LAC.....	12
Kirk Cousins, Was/Min.....	13	Dak Prescott, Dal.....	11
Russell Wilson, Sea.....	13	Tom Brady, NE/TB.....	11
Ryan Tannehill, Mia/Ten....	12	Derek Carr, LV.....	11

★ MOVING UP THE CHARTS ★

Dak Prescott has 16 games with at least 300 yards through the air - second in Cowboys history:

Player	Games
Tony Romo	46
Dak Prescott	16
Troy Aikman	13
Danny White	10
Don Meredith	7
Roger Staubach	6

His 16 games from 2016-21 are the second-most through a player's first six seasons in Cowboys history (Romo's 24 rank first).

★ 400 FOR 4 ★

Dak Prescott started the 2020 season in historic fashion, setting a NFL record for consecutive games with 450 passing yards (three). By adding another 400-yard game in the first week of 2021, Prescott became the first player in NFL history to throw for 400 yards four times in a five-game span:

Date/Opp	Pass Yds
9/20/20 vs. Atl	450
9/27/20 at Sea	472
10/4/20 vs. Cle	502
10/11/20 vs. NYG*	166
9/9/21 at TB	403

*Prescott missed rest of 2020 season due to injury

★ QUICK DRAW DAK ★

Dak Prescott is getting the ball out of his hands faster than ever in 2021, recording an average time to throw of 2.24 seconds on his pass attempts - per PFF, which is the second-fastest in the league:

Player	Pass Att	Avg Release Time
Andy Dalton	49	2.22
Dak Prescott	85	2.24
Tom Brady	86	2.31
Joe Burrow	57	2.31
Kirk Cousins	81	2.31
Taylor Heinicke	61	2.31

As his career has progressed, Prescott has gotten rid of the ball faster, as seen by his average time to throw (ATT) by year:

Year	ATT	Year	ATT
2021	2.24	2018	2.65
2020	2.52	2017	2.66
2019	2.69	2016	2.71

★ PRESSURE IS PRIVILEGE ★

Dak Prescott has attempted 30 passes in the face of increased pressure brought by the blitz in 2021 - the most blitz pass attempts by any quarterback this season - and completed 19 passes for 222 yards, three touchdowns and a 91.3 passer rating:

Most Pass Attempts Against the Blitz - 2021 Season					
Player	Att	Com	Yds	TD	Rating
Dak Prescott	30	19	222	3	91.3
Kirk Cousins	28	17	171	2	101.9
Mac Jones	25	18	155	0	87.9
Derek Carr	24	13	310	2	127.1
Sam Darnold	24	17	172	0	73.6
Justin Herbert	24	17	211	0	80.4

★ 1,500 COMPLETIONS CLUB ★

Dak Prescott reached 1,500 career completions against Cleveland (10/4/20) and became the only Cowboys quarterback to reach 1,500 completions in the first five years of a career - 12th quarterback in NFL history.

Prescott also reached 1,500 completions faster than any quarterback in Cowboys history, doing so in his 68th career start:

Player	Starts	Att	Comp	Comp%
Dak Prescott	68	2,272	1,500	66.0%
Tony Romo	70	2,352	1,510	64.2%
Troy Aikman	86	2,400	1,500	62.5%
Danny White	87	2,527	1,512	59.8%
Roger Staubach	109	2,630	1,500	57.0%

★ ZERO TO 400, REAL QUICK ★

Prescott surpassed 400 yards through the air three times each in 2019 and 2020 - tied with Tony Romo (2012) for the most 400-yard games in a single season in Cowboys history:

Player	Team	Season	Games w/ 400 Yds
Tony Romo	Dal	2013	Three
Dak Prescott	Dal	2019	Three
Dak Prescott	Dal	2020	Three

Prescott's three games with 400 yards are also the second-most in a single season in NFL history behind only Dan Marino, Peyton Manning and Ryan Fitzpatrick - all with four:

Player	Team	Season	Games w/ 400 Yds
Dan Marino	Mia	1984	Four
Peyton Manning	Den	2013	Four
Ryan Fitzpatrick	TB	2018	Four
Tony Romo	Dal	2013	Three
Dak Prescott	Dal	2019	Three
Dak Prescott	Dal	2020	Three
Dan Marino	Mia	1986	Three
Aaron Rodgers	GB	2018	Three
Eli Manning	NYG	2011	Three
Philip Rivers	SD	2013	Three

Prescott now has eight career 400-yard games after a 403-yard performance at Tampa Bay in Week 1 of 2021, the most by any quarterback since 2016:

Player	400-Yd Games
Dak Prescott	8
Aaron Rodgers	5
Ryan Fitzpatrick	5
Patrick Mahomes	5
Kirk Cousins	5

Prescott's eight 400-yard games are also the second-most by any passer in the first six seasons of a career:

Player	Seasons	400-Yd Games
Dan Marino	1984-88	9
Dak Prescott	2016-21	8
Matt Stafford	2009-13	6
Patrick Mahomes	2018-21	5

Prescott owns the Cowboys record for the most 400-yard games in a Cowboys career:

Player	400-Yd Games	W/L	Win%
Dak Prescott	8	4-4	.500
Tony Romo	5	0-5	.000
Don Meredith	2	1-1	.500
Troy Aikman	1	0-1	.000
Kellen Moore	1	0-1	.000

Dak Prescott Career 400-Yard Games

Date/Opp	Att	Com	Yards	W/L
10/4/20 vs. Cle	58	41	502	L
9/27/20 at Sea	57	37	472	L
10/6/19 vs. GB	44	27	463	L
12/9/18 vs. Phi	54	42	455	W
9/20/20 vs. Atl	47	34	450	W
11/17/19 at Det	46	29	444	W
9/8/19 vs. NYG	32	25	405	W
9/9/21 at TB	58	42	403	L

Prescott is the only quarterback in Cowboys history to pass for 400 yards in consecutive games, and his three-game streak is tied for the longest streak in NFL history with Ryan Fitzpatrick's three-game streak in 2018.

Prescott set an NFL record by passing for at least 450 yards in three straight games (9/20/20 vs. Atl - 10/4/20 vs. Cle), surpassing Jameis Winston (two game streak in 2019):

Player	Season	Games	Yards	TD	W/L
Dak Prescott	2020	3	1,424	8	1-2
Jameis Winston	2019	2	914	8	2-0

Prescott's 1,424 yards over the three-game stretch (9/20/20 vs. Atl - 10/4/20 vs. Cle) are the most by any NFL quarterback over a three-game stretch in league history.

★ MOVE THE CHAINS ★

Dak Prescott threw for 29 first downs against Cleveland (10/4/20), the most in a single game in Cowboys history and the most by any NFL quarterback in a single game since at least 1994, when the data became available:

Player	Date/Opp	1stD
Dak Prescott	10/4/20 vs. Cle	29
Billy Volek	12/19/04 vs. Oak	28
Matt Stafford	1/1/12 vs. GB	27
Jared Goff	9/29/19 vs. TB	27

Prescott's 83 first downs through the air were the most through the first four games of a season in NFL history:

Player	Att	Cmp	Pct	Yds	TD	Int	1stD
Dak Prescott, 2020	201	137	68.2	1,690	9	3	83
Andrew Luck, 2014.....	167	115	68.9	1,305	13	4	76
Peyton Manning, 2013...	156	117	75.0	1,470	16	0	76
Tom Brady, 2011.....	163	109	66.9	1,553	13	5	75
Kirk Cousins, 2018.....	189	131	69.3	1,387	10	2	74

Prescott has 34 passing first downs on 85 pass attempts in 2021 - tied for third-most in the league - and his first down percentage of 40.0% ranks ninth in 2021.

Most Passing First Downs in 2021

Player	Att	1stD	1stD%
Tom Brady	86	36	41.9%
Patrick Mahomes.....	67	35	52.2%
Dak Prescott	85	34	40.0%
Derek Carr	93	34	36.6%
Justin Herbert.....	88	33	37.5%

★ YOU COMPLETE ME ★

Dak Prescott completed 23-of-27 passes in Week 2 against the Chargers (9/19), registering a completion percentage of 85.2% that ranks second in the league in 2021 (Baker Mayfield, 90.5% vs. Hou) and fourth in his career in a single game.

Prescott Career Games with 85.0% Completion Percentage

Date/Opp	Att	Comp	Yards	Pct	TD	INT
12/18/16 vs. TB	36	32	279	88.9%	0	0
9/15/19 at Was	30	26	269	86.7%	3	1
11/29/18 vs. NO	28	24	249	85.7%	1	0
9/19/21 at LAC.....	27	23	237	85.2%	0	1

Since he entered the league in 2016, Prescott's four games with a completions percentage over 85.0% are the most by any quarterback:

Games with 85.0% Completion Percentage, Since 2016

Player	Games	W/L
Dak Prescott	4	4-0
Drew Brees	3	3-0
Derek Carr	3	2-1
Six players tied	2	--

★ HOME SWEET HOME ★

Prescott has a 24-11 record as the starting quarterback when he plays at home in the confines of AT&T Stadium:

Prescott Home Stadium Stats by Season

Season	W-L	Att	Comp	Yards	Pct	TD	INT
2016.....	7-1	248	172	1,976	69.4	11	1
2017.....	3-5	258	160	1,627	62.0	11	9
2018.....	7-1	248	179	1,995	72.2	14	3
2019.....	5-3	286	190	2,620	66.4	20	7
2020.....	2-1	126	89	1,118	70.6	5	2
Totals	24-11	1,166	790	9,336	67.8	61	22

Prescott's 24 wins at home since the start of 2016 rank fifth in the league:

Player	Wins	Win%	Player	Wins	Win%
Tom Brady	31	.795	Drew Brees	26	.722
Aaron Rodgers	29	.823	Dak Prescott	24	.686
Russell Wilson.....	28	.683	Kirk Cousins.....	23	.590

★ THIRD DOWN DARLING ★

Dak Prescott has been clutch on third down so far in 2021, completing 76.5% of his passes - second-highest rate among all QBs - and recording the third-highest passer rating in the league.

Quarterback Passer Rating on Third Downs in 2021

Player	Att	Comp	Yards	Pct	TD	Rating
Jimmy Garoppolo	14	10	168	71.4%	1	135.4
Tyrod Taylor	18	13	221	72.2%	1	131.9
Dak Prescott	17	13	162	76.5%	1	125.1
Russell Wilson	10	4	107	40.0%	2	119.6
Jalen Hurts	13	8	91	61.5%	1	108.2

Prescott also ranks third in completion percentage overall, recording a career-best 76.5% completion rate so far in 2021:

Highest Completion Percentage Among QBs in 2021

Player	Att	Comp	Yards	Pct	TD	Rating
Baker Mayfield.....	49	40	534	81.6%	1	101.9
Teddy Bridgewater.....	70	54	592	77.1%	4	120.7
Dak Prescott	85	65	640	76.5%	3	99.1
Patrick Mahomes.....	67	51	680	76.1%	6	131.4
Russell Wilson	54	40	597	74.1%	6	146.9

★ NEGATING NEGATIVE PLAYS ★

Dallas is tied for the fewest plays recording negative yardage in 2021:

Fewest Negative Plays - 2021 NFL

Team	Neg Rush	Neg Pass	Tot Neg Plys
Dallas	3	4	7
Airzona	2	5	7
Tampa Bay.....	3	4	7
Washington.....	4	3	7
Two teams tied	--	--	8

★ POINTS OFF TAKEAWAYS ★

NFL teams have turned the ball over 74 times, and their opponents have scored 39 times for 189 points off those takeaways - a scoring efficiency of 52.7% on drives after takeaways. Dallas has scored 15 points off six takeaways in 2021.

Most Points Off Takeaways - 2021 NFL

Team	Takeaways	Points	Pct of Tot Pts Scored on TAs
Tampa Bay	4	27	34.2%
Las Vegas.....	3	16	27.1%
New England.....	5	16	39.0%
Dallas	6	15	30.6%
Arizona	3	14	19.4%

★ GRINDING OUT POSSESSIONS ★

Dallas has been able to grind out possessions in 2021, wearing down opposing defenses by moving the chains and staying on the field. The Cowboys have recorded the fifth-fewest 3 & Out drives in the NFL, with only two on the year:

Team	Drives	3 & Out	3 & Out %
Kansas City.....	18	0	0.0%
Chicago	18	1	5.6%
LA Chargers	16	1	6.3%
Baltimore	24	2	8.3%
Dallas	21	2	9.5%

Dallas also ranks second with six drives of 10-or-more plays in 2021:

Team	Drives	10-Play Drives	10-Play Score %
LA Chargers	16	10	60.0%
Dallas	21	6	100.0%
Indianapolis.....	21	6	66.7%
Tennessee.....	25	6	50.0%
Three teams tied	--	5	--



12.0%

Ezekiel Elliott eats up yards in big portions when he carries the ball, recording 173 rushes of 10-plus yards in his career. Elliott has averaged a big-play rush on 12.0% of his career carries, third among all active running backs and 19th all-time.

★ KING EZEKIEL ★

After leading the league in rushing as a rookie in 2016, Ezekiel Elliott finished 10th in the NFL in 2017 despite missing six games. He once again won the NFL rushing title in 2018 and finished fourth in 2019. He finished 2020 10th in rushing among running backs, 11th overall, and in 2021 has 104 rush yards on 27 carries.

Elliott became the second Cowboy, 11th player, fifth since the merger, to win the rushing title twice in his first three seasons:

Rushing Titles in Two of First Three Seasons

Player	Seasons	Player	Season
Byron White, Pit/Det	1938, 40	Earl Campbell, Hou	1978-80
Bill Dudley, Pit	1942, 46	Eric Dickerson, LAR	1983-84
Bill Paschal, NYG	1943, 44	Emmitt Smith, Dal	1991-92
Jim Brown, Cle	1957-59	Eggin James, Ind	1999-00
Cookie Gilchrist, Buf	1962, 64	Ezekiel Elliott, Dal	2016, 18
Jim Nance, Bos	1966-67		

In team history, Elliott became only the second Cowboy to win the rushing title in multiple seasons, joining Emmitt Smith (four):

Dallas Cowboys Rushing Title Winners

Player	Season	Yards	Player	Season	Yards
Emmitt Smith	1991	1,563	DeMarco Murray	2014	1,845
Emmitt Smith	1992	1,713	Ezekiel Elliott	2016	1,631
Emmitt Smith	1993	1,486	Ezekiel Elliott	2018	1,434
Emmitt Smith	1995	1,773			

★ COMPLETE BACK ★

Ezekiel Elliott is an integral part in protecting the quarterback in Dallas' passing attack, picking up blitzers and helping combat opposing rushers. Since 2018, he has finished in the top-five in pass block snaps among running backs and has allowed a pressure on very few of those block attempts, posting efficiency numbers above 90.0% every year of his career, per PFF:

Year	Pass Blk Snps	Eff%	Year	Pass Blk Snps	Eff%
2021	9 (14th)	87.5%	2018	88 (5th)	95.2%
2020	99 (1st)	94.0%	2017	43 (23rd)	94.7%
2019	106 (2nd)	93.7%	2016	60 (20th)	95.5%

★ THE BOOK OF EZEKIEL ★

For only the second time in franchise history, the Dallas Cowboys used a top-five pick on a running back when they chose Ezekiel Elliott out of Ohio State with the fourth overall selection in the 2016 NFL Draft. Dallas selected Tony Dorsett with the second pick in the 1977 NFL Draft.

In his first season, Elliott produced seven 100-yard rushing games - most by a Cowboys rookie, tied for seventh by a league rookie all-time and tied for the most in the NFL in 2016. He added five more 100-yard outings in 2017, seven in 2018, seven in 2019, two in 2020, and he owns 28 for his career to rank third all-time in team history.

Dallas is 24-4 when Elliott tops 100 yards on the ground:

Ezekiel Elliott 100-yard Rushing Games (28 total)

Yds	Opp	W/L	Date	Yds	Opp	W/L	Date
159	TB	W	12/18/16	121	WAS	W	11/22/18
157	@GB	W	10/16/16	117	LAR	W	12/15/19
152	DET	W	9/30/18	116	GB	L	10/8/17
151	@Phi	W	11/11/18	114	@Pit	W	11/13/16
150	@Was	W	10/29/17	113	PHI	W	12/9/18
147	@SF	W	10/22/17	111	@Was	W	9/15/19
140	CHI	W	9/25/16	111	PHI	W	10/20/19
139	@NYG	W	11/4/19	107	@NYG	L	12/11/16
138	@SF	W	10/2/16	105	PHI	W	12/27/20
134	CIN	W	10/9/16	105	@NYJ	L	10/13/19
127	@Sea	L	9/23/18	104	NYG	W	9/10/17
125	MIA	W	9/22/19	106	JAX	W	10/14/18
122	@Atl	W	11/18/18	103	@Phi	W	12/31/17
122	WAS	W	12/29/19	103	@Min	W	11/22/20

Career 100-Yard Rushing Games

Player	Games
Emmitt Smith	76
Tony Dorsett	43
Ezekiel Elliott	28

Elliott set a franchise rookie record with 12 games of 20-plus carries, which was also the most by any NFL rusher in 2016. He added nine games in 2017, seven in 2018, seven in 2019 and three in 2020 - 38 career games with 20-plus carries. Dallas is 28-10 during those contests:

Ezekiel Elliott 20-plus Carry Games (38 total)

Opp	Date	Att	Yds	W/L	Opp	Date	Att	Yds	W/L
@Was	10/19/17	33	150	W	TB	12/18/16	23	159	W
CHI	9/25/16	30	140	W	@Atl	11/18/18	23	122	W
GB	10/8/17	29	116	L	NO	11/29/18	23	76	W
@GB	10/16/16	28	157	W	@Was	9/15/19	23	111	W
PHI	12/9/18	28	113	W	PHI	10/20/19	22	111	W
@NYJ	10/13/19	28	105	L	PHI	10/30/16	22	96	W
KC	11/5/17	27	93	W	@Ari	9/25/17	22	80	W
@Phi	12/31/17	27	103	W	@LAR	9/13/20	22	96	L
WAS	11/22/18	26	121	W	ATL	9/20/20	22	89	W
@SF	10/22/17	26	147	W	@NE	11/24/19	21	86	L
DET	9/30/18	25	152	W	@Was	9/18/16	21	83	W
BAL	11/20/16	25	97	W	@Pit	11/13/16	21	114	W
@NYG	12/11/16	24	107	L	LAR	10/1/17	21	85	L
NYG	9/10/17	24	104	W	@Min	11/22/20	21	103	W
SEA	12/24/17	24	97	L	NYG	9/11/16	20	51	L
JAX	10/14/18	24	106	W	WAS	11/20/16	20	97	W
LAR	12/15/19	24	117	W	@Min	12/1/16	20	86	W
@NYG	11/4/19	23	139	W	@Hou	10/7/18	20	54	L
@SF	10/2/16	23	138	W	MIN	11/10/19	20	47	L

★ KEEP IT 100 ★

Elliott has posted 28 games with at least 100 rushing yards since 2016 - most in the NFL during that time:

100-Yard Rushing Games - 2016-21

Player	Games
Ezekiel Elliott, Dal	28
Derrick Henry, Ten	21
Nick Chubb, Cle	17

Ezekiel Elliott tied for the league lead with seven games over 100 yards in 2019, and he had two in 2020:

100-Yard Rushing Games - 2020

Player	Games
Derrick Henry, Ten	10
Dalvin Cook, Min	8
Eight players with three-plus	--
Ezekiel Elliott	2

★ EZEKIEL ELLIOTT RUSHING TOUCHDOWNS BY TEAM ★



★ BIG-PLAY RUNS ★

Since entering the league in 2016, Elliott has posted the most "big-play" runs of 10-plus yards:

Big-Play Runs - 2016-21

Player	10+ Runs
Ezekiel Elliott, Dal	173
Derrick Henry, Ten.....	157
Todd Gurley, LAR/Atl.....	128
Melvin Gordon, LAC/Den.....	126

In fact, Elliott has recorded a 10-plus yard run on 12.0% of his career carries, which ranks third in the NFL among active running backs and 19th in NFL history (min. 750 att):

Big-Play Run Percentage - Active Running Backs

Player	10+ Runs
Dalvin Cook, Min.....	12.9%
Derrick Henry, Ten.....	12.7%
Ezekiel Elliott, Dal	12.0%

★ PROLIFIC START ★

Ezekiel Elliott's first five NFL seasons have put him in the upper echelon of running backs at the outset of a career. Elliott surpassed 8,000 scrimmage yards at Baltimore (12/8/20) and became the ninth player since the 1970 NFL merger to accumulate 8,000 total yards in the first 70 games of a career:

Players with 8,000 Yards in first 70 Career Games

Player	Team	Touches	Tot Yds	Yds/Touch
Edgerrin James.....	Ind	1,889	8,831	4.67
Eric Dickerson.....	LAR/Ind	1,782	8,789	4.93
LaDainian Tomlinson..	SD	1,826	8,775	4.81
Le'Veon Bell.....	Pit/NYJ	1,706	8,653	5.07
Ezekiel Elliott	Dal	1,654	8,341	5.05
Arian Foster.....	Hou	1,586	8,198	5.17
Ricky Williams.....	NO/Mia	1,818	8,160	4.49
Marcus Allen.....	Oak	1,572	8,154	5.19
Terrell Davis.....	Den	1,645	8,117	4.93

Now into his sixth season Elliott sits at 8,477 yards - just 1,523 scrimmage yards away from 10,000 for his career, and if he reaches that plateau in 2021, he will be the 10th player in league history his 10,000 yards in his first six NFL seasons.

★ BY LAND AND BY AIR ★

Ezekiel Elliott rushed for a one-yard score and caught a 19-yard pass for a touchdown in the 2020 season opener at the LA Rams (9/13). It was Elliott's seventh career game with a touchdown on the ground and through the air, third-most in the league since 2016:

Games with Rush TD & Rec TD Since 2016

Player	Team	Seasons	Games
Christian McCaffrey.....	CAR	2017-21	9
Alvin Kamara.....	NO	2017-21	8
Ezekiel Elliott	DAL	2016-21	7
David Johnson.....	ARZ/HOU	2016-21	6
Kareem Hunt.....	KC/CLE	2016-21	6
Todd Gurley.....	LAR/ATL	2016-21	5

★ HUNGRY? GRAB SCRIMMAGE YARDS ★

Ezekiel Elliott ranked eighth among running backs - 15th overall - in the NFL with 1,317 scrimmage yards in 2020, an average of 87.8 yards-per-game:

Scrimmage Yards by Running Backs in 2020

Player	Team	Rush Yds	Rec Yds	Tot Yds
Derrick Henry.....	Ten	2,027	114	2,141
Dalvin Cook.....	Min	1,557	361	1,918
Alvin Kamara.....	NO	932	756	1,688
David Montgomery.....	Chi	1,070	438	1,508
Jonathan Taylor.....	Ind	1,169	299	1,468
Aaron Jones.....	GB	1,104	355	1,459
James Robinson.....	Jac	1,070	344	1,414
Ezekiel Elliott	Dal	979	338	1,317
Josh Jacobs.....	LV	1,065	238	1,303

Elliott leads all players in scrimmage yards since he entered the league in 2016:

Scrimmage Yards Leaders Since 2016

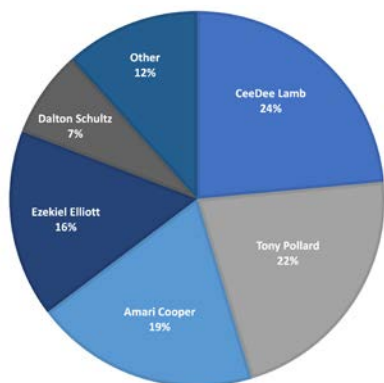
Player	Rush Yds	Rec Yds	Tot Yds
Ezekiel Elliott	6,488	1,989	8,477
Todd Gurley II.....	4,976	2,066	7,042
Julio Jones.....	24	6,852	6,876
Derrick Henry.....	6,100	766	6,866
DeAndre Hopkins.....	12	6,613	6,625

Elliott has 136 scrimmage yards in 2021 and is averaging 4.4 scrimmage yards-per-touch.

★ DIVIDING UP THE PIE ★

Dallas Cowboys Head Coach Mike McCarthy has a plethora of offensive weapons at his disposal. Below is a breakdown of the percentage of yards gained by player in 2021:

Dallas Cowboys Offensive Breakdown - 898 Gross Yards



★ AIR & GROUND ★

Ezekiel Elliott has proven himself a dual-threat throughout his career, establishing a club record for the most games with 100 rush yards and 50 receiving yards in Cowboys history:

Player	Games
Ezekiel Elliott	5
Tony Dorsett.....	4
Herschel Walker	4
Emmitt Smith	4

His five career games with at least 100 rushing yards and 50 receiving yards are also tied for the most by any league rusher since he entered the NFL in 2016 (Christian McCaffrey).

Elliott is also the second player in team history with 1,000 rushing yards and 500 receiving yards in a single season, joining Herschel Walker (1988):

Player	Season	Rush	Rec	Total
Herschel Walker	1988	1,514	505	2,019
Ezekiel Elliott	2018	1,434	567	2,001

Elliott recorded at least 50 receptions in three consecutive seasons from 2018-20, a streak that makes him one-of-39 running backs in league history with three-straight 50-catch campaigns and one-of-two running backs with an active streak, joining Alvin Kamara (four consecutive seasons, 2017-20).

★ BUILT ZEKE TOUGH ★

Ezekiel Elliott was a bruising force with the ball in his hands in 2020, punishing opposing defenses with 688 yards after contact when he carried the ball - ninth in the NFL (per PFF):

Player	Team	Rush	Yards	YAC	YACO/Att
Derrick Henry	TEN	378	2,027	1,490	3.9
Dalvin Cook	MIN	312	1,557	1,039	3.3
David Montgomery	CHI	247	1,070	779	3.2
Nick Chubb	CLE	190	1,067	771	4.1
Josh Jacobs	LV	273	1,065	770	2.8
James Robinson	JAC	240	1,070	764	3.2
Aaron Jones	GB	201	1,104	712	3.5
Ronald Jones	TB	192	978	701	3.6
Ezekiel Elliott	DAL	244	979	688	2.8
Jonathan Taylor	IND	232	1,169	685	2.9

Elliott also recorded the fourth-most rushes on third/fourth down with one yard to gain, converting 13 of his 16 attempts into first downs to tie for third in the NFL:

Player	Rush	1stD	Player	Rush	1stD
Gus Edwards	18	17	Kenyan Drake	16	13
Cam Newton	17	16	Peyton Barber	13	13
Ezekiel Elliott	16	13	Dalvin Cook	19	13

★ GIVE HIM 200 ★

Ezekiel Elliott owns four 200 scrimmage yard games in his career - tied with DeMarco Murray and Emmitt Smith for the most such games in Cowboys history. Marshall Faulk owns the NFL record with 14 200-yard games.

Ezekiel Elliott 200-Yard Games

Date/Opp	Rush Yds	Rec Yds	Tot Yds
9/30/18 vs. Det.....	152	88	240
10/22/17 at SF	147	72	219
11/13/16 at Pit	114	95	209
11/18/18 at Atl	122	79	201

★ KEEP IT ¹⁰⁰ PART 2 ★

Ezekiel Elliott does not discriminate when it comes to 100-yard games, gobbling up yards on the ground and in the air throughout his career to the tune of 44 games with 100 scrimmage yards - by far the most of any player in the NFL since 2016:

100 Scrimmage Yard Games - 2016-21

Player	Games
Ezekiel Elliott, Dal	44
Julio Jones, Atl	31
David Johnson, Hou	29
Christian McCaffrey, Car	29
Alvin Kamara, NO	28
Melvin Gordon, LAC/Den	28

In fact, Elliott's 44 games with 100 scrimmage yards are tied for the eighth-most by any player in the first five years of a career:

100 Scrimmage Yard Games - First Five NFL Seasons

Player	Games	Player	Games
Eric Dickerson	54	William Andrews	45
Edgerrin James	49	Emmitt Smith	45
Marcus Allen	48	Curtis Martin	44
Thurman Thomas	47	Ezekiel Elliott	44
LaDainian Tomlinson	46	Six players tied	42

Elliott had six 100 scrimmage yard games in 2020, tied for 12th in the NFL and seventh among running backs.

★ GO AHEAD TD GLUTTON ★

Ezekiel Elliott has been a touchdown machine for the Cowboys, and he has been extra hungry in the pivotal moments of games, scoring 24 touchdowns to put the Cowboys ahead in the game since his rookie season - the second-most go ahead touchdowns of any non-passer in the NFL:

Go Ahead Rush and Rec TDs - 2016-21

Player	Rush TD	Rec TD	Total TDs
Davante Adams	0	26	26
Ezekiel Elliott	20	4	24
Melvin Gordon	20	4	24
Todd Gurley	15	6	21
Derrick Henry	18	0	18
Aaron Jones	12	5	17
Tyreek Hill	2	15	17
Alvin Kamara	13	4	17
Travis Kelce	0	17	17
Amari Cooper	0	15	15

★ MR. TOUCHDOWN ★

Ezekiel Elliott reached 50 career touchdowns - 41 rushing and nine receiving - in the 2020 season opener at the LA Rams. He currently sits at 57 scores, the 11th Cowboy to reach 50 career touchdowns and the fourth to do so in his first five seasons, joining Emmitt Smith (75), Dez Bryant (58) and Bob Hayes (53):

Cowboys Players with 50 TDs Through First Five Years

Player	Gms	Rush TD	Rec TD	Ret TD	Tot TD
Emmitt Smith	77	71	4	0	75
Dez Bryant	75	0	56	2	58
Ezekiel Elliott	71	46	10	0	56
Bob Hayes	64	1	49	3	53

Elliott's 57 touchdowns since 2016 rank seventh in the NFL.

★ MOVE THE CHAINS ★

Ezekiel Elliott was the engine that kept the Cowboys offense moving in 2020, accounting for 82 total first downs on the year - the fifth-most first downs in the league:

Most First Downs by Player in 2020

Player	Team	Rush 1st	Rec 1st	Tot 1st
Dalvin Cook	Min	91	17	108
Derrick Henry	Ten	98	4	102
Alvin Kamara	NO	58	35	93
David Montgomery	Chi	59	25	84
Ezekiel Elliott	Dal	62	20	82

Additionally, Elliott gained a first down on 27.7% of his touches in 2020 - 15th among all players (min. 150 touches).

Elliott is one of the most prolific chain movers at the running back position in recent history, picking up a first down on 25.4% of his 1,424 career carries - a percentage that ranks 10th among all rushers since the data became available in 1994 (min. 500 att.):

Highest 1st Down Percentage by RB Since 1994

Player	Att	Yds	1st D	1st D %
Zack Crockett	510	1,701	158	31.0%
Alvin Kamara	700	3,428	191	27.3%
Marcus Allen*	726	2,934	195	26.9%
Priest Holmes	1,780	8,172	471	26.5%
Chris Carson	744	3,392	195	26.2%
Jamaal Charles	1,407	7,563	368	26.2%
Marlon Mack	539	2,383	140	26.0%
Aaron Jones	673	3,440	174	25.9%
Sammy Morris	736	3,053	190	25.8%
Ezekiel Elliott	1,440	6,488	366	25.4%

*numbers from career stats starting in 1994

★ CONSUMMATE CONSUMER ★

Ezekiel Elliott's first five NFL seasons have put him in the upper echelon of running backs at the outset of a career, as he is one-of-four players in NFL history to record 1,200 scrimmage yards and seven touchdowns in each of his first five years:

Players with 1,200 Yards and Seven TDs in First Five Years

Player	Seasons	Total Yards	Total TD
Ricky Watters	1992-96	7,852	58
Randy Moss	1998-02	6,884	60
LaDainian Tomlinson	2001-05	9,753	80
Ezekiel Elliott	2016-20	8,341	56

Elliott tied with Jamal Lewis, Curtis Martin and LaDainian Tomlinson for the 15th-most 100-yard rushing games (28) by a player in his first five NFL seasons, and his 8,341 scrimmage yards in his first five seasons rank eighth in NFL history:

Most Scrimmage Yards in First Five NFL Seasons

Player	Seasons	Touches	Total Yards
LaDainian Tomlinson	2001-05	2,044	9,753
Eric Dickerson	1983-87	1,884	9,301
Thurman Thomas	1988-92	1,623	8,982
Emmitt Smith	1990-94	1,869	8,759
Chris Johnson	2008-12	1,693	8,546
William Andrews	1979-83	1,535	8,384
Walter Payton	1975-79	1,704	8,350
Ezekiel Elliott	2016-20	1,654	8,341
Eddie George	1996-00	1,927	8,321
Barry Sanders	1989-93	1,598	8,288

★ GIVE THEM 100 ★

The Dallas Cowboys offense has put a premium on its rushing attack, and since 2016, the unit has logged the most games (30) with a 100-yard rusher in the NFL:

Games with a 100-Yard Rusher - 2016-21

Team	Games
Dallas	30
Tennessee	27
Baltimore	24

★ DOUBLE TROUBLE ★

Tony Pollard complements Ezekiel Elliott as a second option in the Cowboys backfield, and at the LA Chargers (9/19/21), he recorded his fourth career 100-yard game, tallying 109 yards on the ground and another 31 through the air. His 140 scrimmage yards were the second-most of his career:

Tony Pollard Career 100-Yard Games

Date/Opp	Rush Yds	Rec Yds	Tot Yds
12/15/19 vs. LAR	131	12	143
9/19/21 at LAC	109	31	140
12/20/20 vs. SF	69	63	132
9/22/19 vs. Mia	103	25	128

Pollard has two big rushes of 20-plus on the season - tied for second in the NFL - on only 16 carries, which also ranks as the second-highest percentage of 20+ runs in the league:

Player	Rush	20+ Rush	20+%
Ja'Mycal Hasty	6	1	16.7%
Tony Pollard	16	2	12.5%
Jamaal Williams	9	1	11.1%
Lamar Jackson	28	3	10.7%

★ CAN'T TOUCH THIS ★

Tony Pollard has ranked among the leaders at forcing missed tackles, avoiding tacklers on 24.1% of his touches on the ground and in the passing game in 2020, per PFF (min. 75 touches):

Tackles Avoided Percentage by RBs in 2020

Player	Touches	Tkl Avoided	Avoid %
Nick Chubb	206	64	31.1%
Mike Davis	224	65	29.0%
Alexander Mattison	109	29	26.6%
Justin Jackson	78	20	25.6%
Tony Pollard	129	31	24.1%

Through two games in 2021 Pollard has forced five missed tackles on 23 touches (21.7%).



4

Tony Pollard had four carries of 20-plus yards on just 101 rushing attempts in 2020, with a 20-plus yard run coming on 4.0% of his total carries. That percentage was the ninth-highest among running backs with at least 75 carries in 2020.



10

Since Amari Cooper's trade to Dallas in Week 9 of 2018, he has produced 10 touchdown catches of 20-plus yards, the second-most in the NFL. In fact, 47.6% of Cooper's 21 regular season touchdowns with Dallas have come from 20-plus yards.

★ THE AMARI EFFECT ★

Amari Cooper has been a reliable target for the Cowboys and has been particularly efficient at moving the chains for the offense, recording 157 first down receptions (sixth) spanning four seasons since his trade to Dallas:

NFL 1st Down Receiving Leaders - Week 9, 2018 to 2021

Player	GP	Rec	Yds	Avg	TD	1st	1st%
Travis Kelce, KC	41	274	3,524	12.9	25	195	71.2%
DeAndre Hopkins, Ari	41	291	3,492	12.0	21	193	66.3%
Keenan Allen, LAC	41	273	3,089	11.3	19	172	63.0%
Davante Adams, GB	36	270	3,244	12.0	30	168	62.2%
Julio Jones, Atl/Ten	35	219	3,187	14.6	17	161	73.5%
Amari Cooper, Dal	43	240	3,191	13.3	21	157	65.4%
Adam Thielen, Chi	41	238	2,925	12.3	16	157	66.0%
Michael Thomas, NO	32	256	2,899	11.3	14	156	60.9%

Cooper has also demonstrated a penchant for scoring touchdowns in his tenure with the Cowboys, posting 21 touchdown receptions - seventh in the NFL - and finding the endzone on 8.8% of his catches:

Wide Receiver Touchdown Leaders - Week 9, 2018 to 2020

Player	Rec	Yds	Avg	Lg	TD	TD%
Davante Adams, GB	270	3,244	12.0	58	30	11.1%
Tyreek Hill, KC	202	3,121	15.5	75t	28	13.8%
Mike Evans, TB	185	3,016	16.3	67t	27	14.6%
Adam Thielen, Min	158	1,922	12.2	51	26	16.5%
Travis Kelce, KC	274	3,524	12.9	47	25	9.1%
Tyler Lockett, Sea	226	2,960	13.1	69t	25	11.1%
Amari Cooper, Dal	240	3,191	13.3	90t	21	8.8%
DeAndre Hopkins, Hou/Ari	291	3,492	12.0	60	21	7.2%
Chris Godwin, TB	195	2,842	14.6	71t	21	10.8%
Calvin Ridley, Atl	202	2,783	13.8	75t	21	10.4%

Cooper changed the way Dallas was operating on third downs, and since he joined the Cowboys offense, the team ranks third in third down conversion percentage (45.3%). He leads all Cowboys receivers with 41 receiving first downs on third down in his time with Dallas and has converted 82.0% (41-of-50) of his 50 third down receptions into first downs.

★ 200-YARD CLUB ★

Amari Cooper exploded for a career-best 226 receiving yards on 11 receptions against Green Bay (10/6/19), his second 200-yard game as a Cowboy and the third of his career. He is the only Cowboys player to have multiple 200-yard games:

Cowboys Receivers with 200 Yards

Player	Date/Opp	Rec	Yards	TD
Miles Austin	10/11/19 at KC	10	250	2
Bob Hayes	11/13/66 at Was	9	246	2
Frank Clarke	9/16/62 vs. Was	10	241	3
Amari Cooper	10/6/19 vs. GB	11	226	1
Dez Bryant	12/23/12 vs. NO	9	224	2
Lance Rentzel	11/19/67 vs. Was	13	223	1
Amari Cooper	12/9/18 vs. Phi	10	217	3
Tony Hill	11/12/79 vs. Phi	7	213	2
Terrell Owens	11/23/08 vs. SF	7	213	1
Michael Irvin	9/20/92 vs. Pho	8	210	3
James Dixon	11/12/89 at Pho	6	203	1
Kevin Williams	12/25/95 at Ari	9	203	2

Cooper is one-of-five players in NFL history with three-or-more games of 10 receptions and 200 yards:

Player	Team	Games
Calvin Johnson	Det	4
Jerry Rice	SF	4
Amari Cooper	Oak/Dal	3
Isaac Bruce	Stl	3
Julio Jones	Atl	3

★ CHECKMATE COOPER ★

Amari Cooper established a career high with 92 catches on the 2020 season, surpassing his previous high of 83:

Season	Team	Rec	Yards	TD
2020	Dallas	92	1,114	5
2016	Oakland	83	1,153	5
2019	Dallas	79	1,189	8
2018	Dal/Oak	75	1,005	7
2015	Oakland	72	1,070	6
2017	Oakland	48	680	7

Cooper's 92 receptions are tied for the eighth-most in single-season team history, and he is only the fourth Cowboys player to eclipse 90 catches in a season:

Cowboys Players to Record 90 Catches in a Season

Player	90-Catch Seasons
Jason Witten	4 (2007, 09, 10, 12)
Dez Bryant	2 (2012,13)
Michael Irvin	2 (1991,95)
Amari Cooper	1 (2020)

Cooper also eclipsed 1,000 receiving yards on the season, marking his third consecutive year topping 1,000 yards and fifth season overall for his career. Cooper is just the 11th player in NFL history to open a career with at least five 1,000-yard seasons in his first six years:

Player	Team(s)	Seasons	1,000-Yd Seasons
Mike Evans	TB	2014-19	6
Randy Moss	Min	1998-03	6
Lance Alworth	SD	1963-67	5
Odell Beckham Jr.	NYG/Cle	2014-19	5
Marques Colston	NO	2006-11	5
Amari Cooper	Oak/Dal	2015-20	5
A.J. Green	Cin	2011-15	5
Torry Holt	Stl	2000-04	5
Chad Johnson	Cin	2002-06	5
Brandon Marshall	Den/Mia	2007-11	5
Jerry Rice	SF	1986-90	5

Cooper's proven to be a reliable receiver for the Cowboys offense, and in 2020 he caught 92-of-130 passes he was targeted on, which at 70.8% was the 10th-highest reception rate among wide receivers in the league (min. 100 targets).

Player	Tgt	Rec	Rec%	Player	Tgt	Rec	Rec%
D. Adams	149	115	77.2%	C. Kupp	124	92	74.2%
C. Beasley	107	82	76.7%	D. Hopkins	160	115	71.9%
S. Diggs	166	127	76.5%	T. Boyd	110	79	71.8%
J. Smith-Schuster	128	97	75.8%	J. Landry	101	72	71.3%
T. Lockett	132	100	75.8%	A. Cooper	130	92	70.8%

★ COOPER'S CATCHES BY TEAM ★

Following the game against San Francisco (12/20/20) in which he caught two passes, Amari Cooper now has caught a pass against every NFL team except for the Cowboys and Raiders - the two teams he has played for. Below are Cooper's receptions by team:

						
33	32	30				
						
29	28	27	26	23	22	21
						
19	18	17	15	14		
						
12	12	12	10	10		
						
9	9	9	7	4		
						
4	4	4	3	2		

Since his trade to Dallas in the middle of 2018, Cooper has caught nine touchdowns against the NFC East, the sixth-most by any player against his own division in that span:

Player	TD Rec	Player	TD Rec
Chris Godwin	13	Stefon Diggs	11
Davante Adams	11	Amari Cooper	9
Tyler Lockett	11	Nine players tied	8
Marvin Jones Jr.	11		

★ FLY THE COOP ★

Amari Cooper was dynamic in 2020 with 92 receptions (t-11th) to go with 1,114 yards (14th) and 54 first downs (15th). Cooper picked up where he left off in 2021, recording a league-leading 16 catches through two weeks:

NFL 2021 Reception Leaders					
Player	Rec	Yds	TD	1st D	1stD%
Amari Cooper, Dal	16	163	2	10	62.5%
Cooper Kupp, LAR	16	271	3	11	68.8%
Sterling Shepard, NYG ..	16	207	1	10	62.5%
CeeDee Lamb, Dal	15	185	1	10	66.7%
Terry McLaurin, Was	15	169	1	9	60.0%
Deebo Samuel, SF	15	282	1	9	60.0%
Adam Thielen, Min	15	131	3	8	53.3%
Darren Waller, LV	15	170	1	7	46.7%
Mike Williams, LAC	15	173	2	10	66.7%

Cooper's 92 catches in 2020 tied for the eighth-most in a season by any player in Cowboys history:

Single-Season Catches - Cowboys History					
Player	Season	Rec	Player	Season	Rec
Michael Irvin	1995	111	Dez Bryant	2013	93
Jason Witten	2012	110	Michael Irvin	1991	93
Jason Witten	2007	96	Amari Cooper	2020	92
Jason Witten	2009	94	Dez Bryant	2012	92
Jason Witten	2010	94	Two players tied ..	--	88

★ THAT'S AMARI! ★

Amari Cooper has changed the way Dallas operates in the passing game, stretching defenses and providing a touchdown threat from anywhere on the field. Since Dallas acquired Cooper, 10 of his 21 touchdowns have come from 20-plus yards - second league-wide from Week 9, 2018 through 2021:

20+ Yard Touchdown Receptions from Week 9, 2018-2021

Player	Rec	TD	20+ TD	20+ Pct.
Tyreek Hill, KC	202	28	18	64.3%
Amari Cooper, Dal	240	21	10	47.6%
Nelson Agholor, Phi/LV	118	15	9	60.0%
Antonio Brown, Pit/Ne/TB	113	13	9	69.2%
Jared Cook, Oak/NO	120	19	9	47.4%
Stefon Diggs, Min/Buf	247	20	9	45.0%
Mike Evans, TB	185	27	9	33.3%
Tyler Lockett, Sea	226	25	9	36.0%

★ CATCH ME IF YOU CAN ★

Amari Cooper caught 10 passes for 81 yards in the 2020 season opener at the LA Rams (9/13/20), and then 13 passes for 139 yards in the 2021 season opener at Tampa Bay (9/9). Cooper's 13 catches are the most by a Cowboys player in the opening game of a season, surpassing the previous record which he tied with his 2020 performance:

Player	Opp/Date	Rec.
Amari Cooper	@TB, 9/9/21	13
Amari Cooper	@LAR, 9/13/20	10
Miles Austin	@WAS, 9/12/10	10
Miles Austin	NYG, 9/8/13	10
Frank Clarke	WAS, 9/16/62	10
Frank Clarke	STL, 9/12/64	10
Tony Dorsett	@LAR, 9/3/84	10

Cooper owns 10 career games with 10-plus catches - including six games as a Dallas Cowboy. His six games with Dallas are the third-most in a Cowboys career:

Player	10+ Rec Gms
Jason Witten	11
Michael Irvin	7
Amari Cooper	6
Miles Austin	5
Dez Bryant	4

Since the start of 2018, his seven games - between Oakland and Dallas - with 10-plus catches rank sixth in the NFL:

Player	Games	Player	Games
Michael Thomas	15	DeAndre Hopkins	8
Davante Adams	10	Amari Cooper	7
Christian McCaffrey	9	Zach Ertz	6
Stefon Diggs	9	Julio Jones	6

Additionally, Cooper now owns three games with a stat line of at least 10 catches, over 100 receiving yards and two-plus touchdowns, making him one-of-22 players since the NFL merger with at least three such games:

Career Games with 10 Rec, 100 Yds and Two TDs

Player	Games	Player	Games
Antonio Brown	7	Anquan Boldin	3
Davante Adams	6	Isaac Bruce	3
Chad Johnson	6	Amari Cooper	3
Cris Carter	5	Zach Ertz	3
Andre Rison	5	Mike Evans	3
Keenan Allen	4	DeAndre Hopkins	3
Tony Gonzalez	4	Julio Jones	3
Marvin Harrison	4	Randy Moss	3
Andre Johnson	4	Reggie Wayne	3
Terrell Owens	4	Wes Welker	3
Jerry Rice	4	Roddy White	3

Cooper is the only player in Cowboys history with multiple games of 10-plus catches, over 100 yards and multiple touchdowns through the air:

Cowboys Players with 10 Rec, 100 Yds and Two TDs

Player	Games	Player	Games
Amari Cooper	2	Tony Hill	1
Miles Austin	1	Mike Renfro	1

★ THEY LIKE TO MOVE IT ★

Amari Cooper and CeeDee Lamb have been chain movers for the Cowboys in 2021, with each converting 10 first downs through the air - tied for sixth in the league:

Most First Down Receptions in 2021

Player	Rec	1stD	1stD %
Travis Kelce	13	12	92.3%
Keenan Allen	13	11	84.6%
Chris Godwin	13	11	84.6%
Cooper Kupp	16	11	68.8%
Christian McCaffrey	14	11	78.6%
Amari Cooper	16	10	62.5%
CeeDee Lamb	15	10	66.7%
DJ Moore	14	10	71.4%
Sterling Shepard	16	10	62.5%

★ CEEDEE'S BIG PLAYS ★

CeeDee Lamb proved to be a big-play threat in 2020, tying for the 11th-most receptions of 20-plus yards among all receivers with 18. He is moving towards that mark already in 2021, ranking second in the league with four 20-plus yard catches:

Big-Play Receptions - 2021 NFL Leaders

Player	20+ Yd Rec
Tyler Lockett	5
Marquise Brown	4
Brandin Cooks	4
Tyreek Hill	4
CeeDee Lamb	4
Deebo Samuel	4

★ LAMB CHOPS UP DEFENSES ★

CeeDee Lamb became the 24th non-running back since the NFL Merger to record 1,000 scrimmage yards in his rookie season in 2020, recording 935 receiving yards and 82 rush yards for 1,017 scrimmage yards:

Player/Season	Yards	Player/Season	Yards
Anquan Boldin, 2003	1,417	Eddie Royal, 2008	1,089
Justin Jefferson, 2020	1,402	Eddie Brown, 1985	1,071
Odell Beckham, 2014	1,340	Amari Cooper, 2015	1,067
Randy Moss, 1998	1,317	Mike Evans, 2014	1,051
Michael Clayton, 2004	1,223	Keenan Allen, 2013	1,046
Ernest Givens, 1986	1,210	Marques Colston, 2006	1,038
Joey Galloway, 1995	1,193	CeeDee Lamb, 2020	1,017
Terry Glenn, 1996	1,174	Julio Jones, 2011	1,015
Michael Thomas, 2016	1,137	Cris Collinsworth, 1981	1,009
Bill Brooks, 1986	1,136	Kelvin Benjamin, 2014	1,008
A.J. Brown, 2019	1,111	DeSean Jackson, 2008	1,008
A.J. Green, 2011	1,110	John Jefferson, 1978	1,008

★ CEEDEE'S TDS ★

CeeDee Lamb scored seven touchdowns for the Cowboys as a rookie (five receiving, one rushing, one kick return). His touchdown total is tied for eighth in Cowboys history for a rookie, and he is one-of-five players in franchise history to score a touchdown three different ways in the same year:

Player	Season	RushTD	RecTD	Kick/Punt RetTD	Fum RetTD
CeeDee Lamb	2020	1	5	1	0
Kevin Williams	1993	2	2	1	0
Tony Dorsett	1978	7	2	0	1
Mike Montgomery	1972	1	1	0	1
Amos Marsh	1962	6	2	1	0

Additionally, Lamb was one-of-29 rookies in NFL history, and one-of-13 rookies since the NFL Merger, to score a touchdown rushing, receiving and on a kick return:

NFL Rookies with Rush, Rec and Kick Ret TD since 1970

Player	Season	Player	Season
CeeDee Lamb	2020	Jacoby Ford	2010
Steven Sims	2019	M. Jones-Drew	2006
Alvin Kamara	2017	Tim Brown	1988
Tyreek Hill	2016	Gary Anderson	1985
David Johnson	2015	Ray Williams	1980
Cordarrelle Patterson	2013	Mack Herron	1973
David Wilson	2012		



94%

CeeDee Lamb played 483-of-516 passing snaps from the slot receiver position in 2020, which at 93.6% was the highest slot percentage in the league (min 50 snaps).

★ NO SILENCING THIS LAMB ★

CeeDee Lamb established a franchise record in the game at Minnesota (11/22/20), surpassing Bob Hayes for the most receptions by a Cowboys rookie:

Most Receptions by a Cowboys Rookie - Season

Player	Year	Rec	Yds	Avg	TD
CeeDee Lamb	2020	74	935	12.6	5
Bob Hayes	1965	46	1,003	21.8	12
Dez Bryant	2010	45	561	12.5	6
Antonio Bryant	2002	44	733	16.7	6
Terrance Williams	2013	44	736	16.7	5
Mike Sherrard	1986	41	744	18.2	5

★ ON THE LAMB ★

CeeDee Lamb caught six passes for 106 yards in Week 2 against the Falcons, becoming the 12th Cowboys rookie - 17th time - to post a 100-yard game:

100-Yard Receiving Game by a Cowboys Rookie WR

Player	Opp/Date	Yards
James Dixon	@Pho, 11/12/89	203
Bob Hayes	PHI, 10/10/65	177
Antonio Bryant	@ Was, 12/29/02	170
Terrance Williams	DEN, 10/6/13	151
Michael Irvin	@ Was, 12/11/88	149
Drew Pearson	@ STL, 12/16/73	140
Karl Pome	@SF, 12/22/85	127
CeeDee Lamb	NYG, 10/11/20	124
Mike Sherrard	@SD, 11/16/86	115
Mike Sherrard	STL, 10/26/86	111
Cornell Burbage	PHI, 10/11/87	110
Bob Hayes	SF, 11/7/65	108
CeeDee Lamb	Atl, 9/20/20	106
Bob Hayes	@Phi, 12/5/65	106
Dez Bryant	@NYG, 11/14/10	104
Bob Hayes	STL, 12/11/65	103
Alvin Harper	@Was, 11/24/91	101

In doing so in his second game, Lamb tied Cornell Burbage as the fastest Cowboys rookie receiver to reach 100 yards in a game. Lamb then posted 124 yard against the Giants (10/11), becoming the third Cowboys rookie to record multiple 100-yard games (Mike Sherrard, 1986 and Bob Hayes, 1965).

★ GIMME FIVE ★

CeeDee Lamb recorded a six-game streak of at least five catches to start his career with the sixth at Washington (10/25/20), becoming the first player in NFL history to start a rookie season with six such games:

Five Receptions in Each of First Six Games of Career

Player	Season	Games	Tot Rec	Yds	TD
CeeDee Lamb	2020	6	36	497	2
Terry Glenn.....	1996	5	30	403	1
Anquan Boldin.....	2003	4	30	464	2
Stefon Diggs.....	2015	4	25	419	2
DeSean Jackson.....	2008	4	22	327	1
Andre Johnson.....	2003	4	26	346	2

★ SPEEDY CEEDEE ★

CeeDee Lamb surpassed the 1,000 receiving yard mark in Week 1 at Tampa Bay (9/9), doing so in just his 17th career game to become the second-fastest Cowboy to reach 1,000 yards behind Bob Hayes (13 games):

Fastest Cowboys to 1,000 Career Receiving Yards

Player	Games
Bob Hayes.....	13
CeeDee Lamb	17
Dez Bryant.....	19
Michael Irvin.....	20
Herschel Walker.....	20

★ SLOT SNAPS ★

The Cowboys have a group of versatile wide receivers who can line up at any of the receiver positions on offense, making the group hard to game plan for defensively. Here is a look at how each of the Cowboys receivers have lined up in 2021:

Wide Receiver Snaps by Alignment

Player	Slot Snps	Slot%	Wide Snps	Wide%
Amari Cooper.....	35	37.6%	58	62.4%
CeeDee Lamb.....	33	39.3%	49	58.3%
Michael Gallup.....	4	9.5%	38	90.5%
Cedrick Wilson.....	39	81.3%	9	18.7%

Tight End Snaps By Alignment

Player	Slot Snps	Wide Snps	In-Line Snps
Blake Jarwin.....	24	10	25
Dalton Schultz.....	23	5	36

★ CEEDEE'S MOVES ★

CeeDee Lamb was a game-breaking wide receiver after the catch point in college, and he has carried that skill set over to the NFL ranks, ranking fifth in the league in yards after the catch (YAC) in 2021:

Players with the Most YAC in 2021

Player	Rec	Yds	YAC	YAC%
Rondale Moore.....	11	183	157	85.8%
Deebo Samuel.....	15	282	157	55.7%
Cooper Kupp.....	16	271	147	54.2%
Travis Kelce.....	13	185	118	63.8%
CeeDee Lamb	15	185	105	56.8%

★ LUCKY 13 ★

The Cowboys compiled 13 first downs in the first quarter at the LA Chargers (9/19), the most in franchise history in a first quarter and tied for the second-most in NFL history:

Most First Quarter First Downs in a Single-Game

Team	Date/Opp	Tot1st
New Orleans.....	12/25/20 vs. Min	14
LA Rams.....	9/23/18 vs. LAC	14
Dallas	9/19/21 at LAC	13
Buffalo.....	1/1/12 at NE	13
Denver.....	10/4/98 vs. Phi	13

★ QUADFECTA ★

Dallas had four wide receivers record 100-yard receiving games in 2020 - tied for second in the NFL (Houston, five) - and the eighth instance in team history where four different players on offense had 100-yard receiving games. Through just one game in 2021, Dallas had two different receivers surpass the century mark, with Amari Cooper (139) and CeeDee Lamb (105) each hitting 100:

2021

Player	Position	100-Yd Gms
Amari Cooper.....	WR	1
CeeDee Lamb.....	WR	1

2020

Player	Position	100-Yd Gms
Amari Cooper.....	WR	4
Michael Gallup.....	WR	2
CeeDee Lamb.....	WR	2
Cedrick Wilson.....	WR	1

2012

Player	Position	100-Yd Gms
Miles Austin.....	WR	2
Dez Bryant.....	WR	5
Kevin Ogletree.....	WR	1
Jason Witten.....	TE	3

2010

Player	Position	100-Yd Gms
Miles Austin.....	WR	5
Dez Bryant.....	WR	1
Roy Williams.....	WR	1
Jason Witten.....	TE	1

2009

Player	Position	100-Yd Gms
Miles Austin.....	WR	5
Patrick Crayton.....	WR	1
Roy Williams.....	WR	1
Jason Witten.....	TE	3

2008

Player	Position	100-Yd Gms
Miles Austin.....	WR	1
Marion Barber.....	RB	1
Terrell Owens.....	WR	2
Jason Witten.....	TE	2

2004

Player	Position	100-Yd Gms
Antonio Bryant.....	WR	1
Terry Glenn.....	WR	1
Keyshawn Johnson.....	WR	2
Jason Witten.....	TE	2

1993

Player	Position	100-Yd Gms
Alvin Harper.....	WR	2
Michael Irvin.....	WR	5
Jay Novacek.....	TE	1
Emmitt Smith.....	RB	1

1985

Player	Position	100-Yd Gms
Doug Cosbie.....	TE	2
Tony Hill.....	WR	4
Karl Pove.....	WR	1
Mike Renfro.....	WR	3

3.4%

Dallas' offensive line has yielded a sack on only 3.4% of Dallas' drop backs in 2021 (three-of-88) - the sixth-lowest percentage in the league.

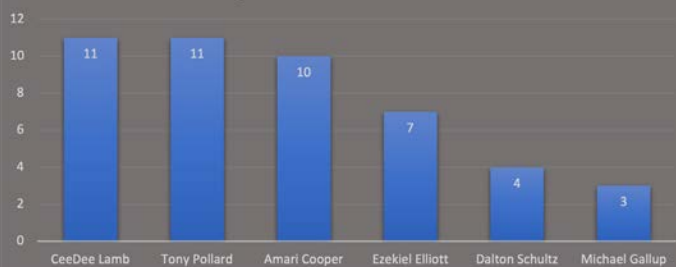
★ FIRST DOWN COWBOYS ★

The Dallas Cowboys offense collected first downs at a rapid rate in 2019, ranking third with 379 total first downs. In 2020 the Cowboys recorded the seventh-most first downs (371), and rank first in 2021 with 55 first downs gained:

2021 NFL Team First Down Leaders - Offense

Team	Rush	Pass	Pen	Total
Dallas	15	34	6	55
Baltimore.....	26	22	3	51
LA Chargers.....	13	33	5	51
Detroit.....	15	30	5	50
Tennessee.....	16	28	6	50

Cowboys Leaders in First Downs



★ WE'RE GOING STREAKING ★

Dallas snapped a four-game streak (dating back to Week 17 of 2018 at the N.Y. Giants) with 400 yards and 30 points in Week 4 of 2019 against New Orleans (9/29/19).

Dallas' four-game streak with 400 yards and 30 points tied for eighth in NFL history. The LA Rams were the most recent team to record a four-game streak (2018) prior to Dallas:

All-time Streaks of 400 Yds and 30 Pts

Team	Streak	Yds	Pts	W-L
Denver.....	10 games (12/23/12 - 10/27/13)	467.6	41.5	9-1
New England.....	9 games (12/31/06 - 10/28/07)	436.6	41.2	9-0
St. Louis.....	8 games (12/5/99 - 9/17/00)	478.1	34.8	7-1
New England.....	6 games (1/2/11 - 10/9/11)	496.3	33.8	5-1
Philadelphia.....	5 games (10/25/53 - 11/21/53)	493.2	40.8	5-0
Oakland.....	5 games (10/27/68 - 11/24/68)	501.2	37.8	5-0
San Francisco.....	5 games (11/20/94 - 12/17/94)	460.2	39.2	5-0
Dallas	4 games (12/31/18 - 9/22/19)	465.8	33.3	4-0
Dallas	4 games (9/20/20 - 10/11/20)	515.0	40.8	2-2

The Cowboys recorded another four-game streak with 400 yards and 30 points in 2020 (9/20 vs. Atlanta - 10/11 vs. NYG) - tied with the four games in 2019 for the most games in team history:

Team	Streak	Games	Pts	Yds
Dallas.....	12/30/18 - 9/22/19	4	133	1,863
Dallas	9/20/20 - 10/11/20	4	163	2,060
Dallas.....	10/1/17 - 20/22/17	3	101	1,349

★ YARD DOGS ★

The Cowboys compiled four games in 2020 with 500 yards of offense - tied with the 1966, 1978 and 2019 squads for the most such games in franchise history. Dallas set a franchise record with a three-game streak of consecutive 500-yard games earlier in 2020, racking up 570 yards against Atlanta (9/20), 522 yards at Seattle (9/27) and 566 yards against Cleveland (10/4).

Dallas Cowboys 500-Yard Games in 2020

Opponent	Date	Yards
Atlanta.....	Sept. 20	570
Seattle.....	Sept. 27	522
Cleveland.....	Oct. 4	566
Philadelphia.....	Dec. 27	513

There have only been six teams to record five-plus games with 500 yards in a season, the most recent being Tampa Bay in 2018.

★ DYNAMITE OFFENSE ★

The Cowboys offensive production was correlated in large part to its ability to produce explosive plays (10-plus yards) in 2020. Dallas racked up 238 explosive plays in 2020 - the sixth-most by any offense in the NFL, and ranks third in 2021 with 35:

Explosive Plays (10-Plus Yards) - 2021 NFL

Team	10+ Rush	10+ Pass	Tot 10+	10+ TD
Las Vegas.....	5	34	39	4
LA Chargers.....	5	31	36	1
Dallas	8	27	35	2
Minnesota.....	10	23	33	3
Tennessee.....	6	27	33	2

★ POSITION GAME ★

Field position plays a large part in defensive success across the NFL. In 2019 there were 1,245 touchdown drives by the 32 teams and only 258 of them (20.72%) came from 80-plus yard drives.

In 2020 Dallas had 44 drives that started at or inside its 20-yard line and scored on 17 of those drives with 11 touchdowns. The Cowboys touchdown percentage (25.0%) on these 80-plus yard drives ranked seventh in the NFL:

Team	80+ Yd Dr.	Scr	TD	Scr%	TD%
Green Bay.....	34	18	14	52.9%	41.2%
Kansas City.....	36	19	13	47.2%	36.1%
Tennessee.....	41	16	13	39.0%	31.7%
Arizona.....	46	21	13	45.7%	28.3%
Tampa Bay.....	39	14	11	35.9%	28.2%
Seattle.....	30	12	8	40.0%	26.7%
Dallas	44	17	11	38.6%	25.0%

So far in 2021, Dallas has 21 offensive possessions, with five starting at or inside its own 20-yard line, and has scored on one of them, a score percentage of 40% that is tied for 13th in the league:

Team	80+ Yd Dr.	Scr	TD	Scr%	TD%
Dallas.....	5	2	0	40.0%	0.0%

★ YARDS AFTER THE CATCH - YAC ATTACK ★

Dallas exploited defenses for the 11th-most yards after the catch in the NFL in 2020 with 2,053 YAC - 45.5% of their total passing output (4,511 gross yards). The YAC total was the sixth-most by a Cowboys offense since 1992 when the stat began to be tracked, with the highest figure coming in 2009 (2,340). Dallas is off to a fast start in 2021 with 356 YAC - most in the league:

DALLAS COWBOYS YARDS AFTER THE CATCH 2020-21



★ 11 PERSONNEL ★

With the Cowboys having three game-breaking options at the wide receiver position, they relied heavily on their "11 personnel" (one running back, one tight end and three receivers) in 2020 - ranking fifth among all teams by running 71.5% of their offensive snaps from that formation grouping:

Snap Percentage from "11 Personnel"

Team	Off Plays	11 Per.	11 Per. %
Cincinnati Bengals	1,040	783	75.3%
Pittsburgh Steelers	1,043	760	72.9%
Jacksonville Jaguars	997	721	72.3%
Kansas City Chiefs	1,057	761	72.0%
Dallas Cowboys	1,113	795	71.5%
Buffalo Bills	1,034	736	71.4%
N.Y. Jets	948	667	70.4%

Thus far in 2021, the Cowboys have run 38-of-77 offensive plays from 11 personnel, which at 49.4% ranks 20th among all teams. The Cowboys were much more reliant on their "12" personnel package (one running back, two tight ends, two wide receivers) in Week 1 at Tampa Bay, running that package on 35.1% of offensive plays, as opposed to 21.2% in 2020.

Below are the Cowboys personnel groupings in 2021 versus 2020:

	2020		2021	
	OffSnaps	Snap%	OffSnaps	Snap%
02 Personnel	0	0.0%	1	0.7%
10 Personnel	22	2.0%	3	2.2%
11 Personnel	795	71.4%	78	56.9%
12 Personnel	236	21.2%	41	29.9%
13 Personnel	17	1.5%	0	0.0%
20 Personnel	6	0.5%	2	1.5%
21 Personnel	10	0.9%	9	6.6%
22 Personnel	6	0.5%	1	0.7%

★ DRIVE FOR SIX ★

After ranking fifth in the NFL with a touchdown on 27.4% of their 174 offensive drives in 2019, the Cowboys took a step back in 2020, averaging a touchdown on 21.7% of 180 drives. Over the last five years (2016-2020), Dallas ranks eighth in offensive touchdown percentage, driving for six on 24.3% of possessions, something the offense will need to improve in its drive for a sixth Super Bowl Championship:

Offensive TD Percentage, 2016-2020

Team	Off Pos.	TDs	TD%
New Orleans	874	266	30.4%
Kansas City	850	237	27.9%
Green Bay	865	236	27.3%
Atlanta	856	218	25.5%
New England	883	220	24.9%
Tampa Bay	920	225	24.5%
Tennessee	892	218	24.4%
Dallas	868	211	24.3%

Dallas has scored a touchdown on five-of-21 offensive possessions so far in 2021, a touchdown percentage of 23.8%.

★ 4TH DOWN CONVERSIONS ★

In 2020 Head Coach Mike McCarthy proved to be one of the more aggressive coaches in the NFL. The Cowboys led the NFL with 31 fourth down attempts, a franchise record and the most McCarthy has attempted in his 15-year career. Dallas' 17 conversions are also a franchise record, and its 54.8% conversion rate is the highest since 2018.

Below is a breakdown of fourth down conversions from the past five seasons.

Fourth Down Conversions, Past Five Years

Coach	Year	Conv.	Att.	Pct.
Jason Garrett	2017	10	19	52.6%
Jason Garrett	2018	12	21	57.1%
Jason Garrett	2019	7	16	43.8%
Mike McCarthy	2020	17	31	54.8%
Mike McCarthy	2021	0	1	0.0%



11

Parsons dons his signature "11" jersey number from Penn State, where he followed in the footsteps of Nittany Lion greats Lavar Arrington, NaVorro Bowman and Brandon Bell as linebackers to wear that number in college.

★ STIX CITY ★

The Cowboys drafted Micah Parsons with the 12th overall pick in the 2021 NFL Draft, adding a fast play maker to a defense that finished 28th in points/game allowed in 2020.

Parsons is proving to be a versatile chess piece for the Cowboys, playing 18 run defense snaps, 38 pass rush snaps and 31 pass coverage snaps in 2021. Pro Football Focus has credited Parsons with 10 quarterback pressures on the season - tied for sixth-most in the NFL - largely due to eight pressures in Week 2 at the LA Chargers, a game in which Parsons moved from linebacker to defensive end because of injuries to other players on the Cowboys roster.

Parsons' eight pressures credited from PFF at the LA Chargers are the most by a rookie in a game since Nick Bosa in 2019, and he is generating a pressure on 26.3% of his rush opportunities.

Most Pressures By a Defender in 2021, per PFF

Player	Rushes	Pressures	Pressure%
Maxx Crosby	75	16	21.3%
Arik Armstead	63	15	23.8%
Cam Heyward	72	14	19.4%
Aaron Donald	83	11	13.3%
Melvin Ingram	64	11	17.2%
Chandler Jones	63	10	15.9%
Micah Parsons	38	10	26.3%
Several players tied	--	9	--

1.4

The Dallas defense allowed opposing rushers to tally 2.4 yards-per-rush before contact in 2020, the worst figure in the league, according to Tru Media. So far in 2021, Dallas is allowing only 1.39 yards before contact, which is the 13th best figure in the league.



26

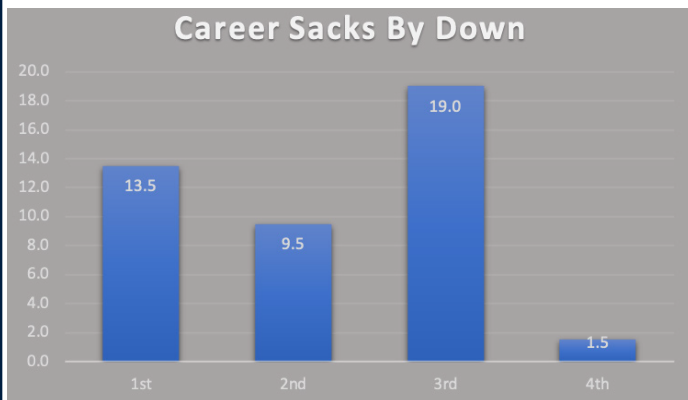
DeMarcus Lawrence has been a key cog in the Cowboys run defense, and in 2019 he finished with a run stop percentage of 9.8% (21 run stops on 214 run snaps), per PFF. In 2020 Lawrence had the 12th-most run stops (26) among all defensive linemen on 253 run snaps (10.3%).

★ TANK ROLLING OVER QBS ★

DeMarcus Lawrence has recorded 45.5 sacks in the regular season, with his most coming against Kirk Cousins (5.5). Below is a breakdown of his sacks by quarterback and by down:

Player	Sacks	Player	Sacks
Kirk Cousins	5.5	Teddy Bridgewater.....	1.0
Eli Manning.....	4.0	Ryan Fitzpatrick.....	1.0
Daniel Jones.....	3.0	Jared Goff.....	1.0
Carson Palmer.....	3.0	Marcus Mariota.....	1.0
Matthew Stafford	3.0	Nick Mullens	1.0
Matt Ryan	2.5	Cam Newton.....	1.0
Aaron Rodgers	2.0	Ben Roethlisberger.....	1.0
Trevor Siemien	2.0	Josh Rosen.....	1.0
Carson Wentz.....	2.0	Alex Smith.....	1.0
Jameis Winston	2.0	Ryan Tannehill	1.0
Russell Wilson.....	1.5	Tyrod Taylor.....	1.0
Kyle Allen.....	1.0	Josh Allen.....	0.5
C.J. Beathard.....	1.0	Colt McCoy.....	0.5
Drew Brees.....	1.0		

Below is a look at Lawrence's career sacks by down:



★ BLITZ-CAST ★

The Dallas defense relied heavily on its defensive front to affect the opposing quarterback in 2019, blitzing on only 122 defensive snaps - a figure which ranked 24th in the NFL. Although they blitzed sparingly, the Cowboys were very efficient when they did send pressure, recording a sack on 11.6% or blitz attempts - the fourth-best sack percentage on blitz passing situations:

2019 NFL - Blitz Sack Percentage			
Team	Attempts	Sacks	Sack %
Buffalo	135	20.0	12.9%
San Francisco	108	15.0	12.2%
Indianapolis	106	14.0	11.7%
Dallas.....	122	16.0	11.6%
Philadelphia.....	121	15.0	11.0%

Dallas sent pressure via blitzes on 24.0% of opposing offenses' passing plays in 2020, 27th in the NFL. So far in 2021, Dallas is blitzing on 29.5% of opponent dropbacks:

Team	Opp Drpbks	Blitz%
Washington.....	87	42.5%
Miami.....	76	39.5%
Arizona.....	78	35.9%
Tampa Bay.....	112	35.7%
.....		
10. Dallas.....	95	29.5%

The Cowboys blitzed the most on third downs in 2020 - at 34.7% of opponent third down tries - and were one of the most conservative defenses when blitzing on first down last year, only 18.5% of first downs (29th in the NFL):

First Down	Second Down	Third Down	Fourth Down
(18.5%)	(22.3%)	(34.7%)	(18.2%)
Rank: 29th	Rank: 28th	Rank: 19th	Rank: 29th

★ SACK LUNCH ★

Dallas recorded 31.0 sacks in 2020 - 20th in the league - and was effective when utilizing the blitz to generate pressure on opposing quarterbacks.

The Cowboys recorded 17.0 sacks on blitz passing situations in 2020 - a sack percentage of 14.05 that ranked first in the NFL:

Highest Defensive Blitz Sack Percentage in 2020

Team	Pass Att	Drpbks	Sacks	Sack %
Dallas.....	104	121	17.0	14.05%
Indianapolis	84	95	11.0	11.58%
Chicago.....	108	122	14.0	11.48%
LA Rams.....	147	166	19.0	11.45%
Buffalo.....	173	194	21.0	10.82%
Pittsburgh	212	237	25.0	10.55%
Houston.....	181	199	18.0	9.05%
Baltimore	234	257	23.0	8.95%

★ THE RANDY RAKE ★

Randy Gregory had one of his best games as a Cowboy against Philadelphia (12/27/20) recording three tackles, 1.5 sacks, a pass breakup and raking the ball out of the Eagles clutches to the tune of three forced fumbles. Gregory is the 16th player since 1999 to have three forced fumbles and a multi-sack performance in the same game:

Player	Date/Opp	Sacks	FF
Randy Gregory.....	12/27/20 vs. Phi	1.5	3
Haason Reddick.....	12/13/20 at NYG	5.0	3
Ryan Anderson	12/15/19 vs. Phi	2.0	3
Terrell Suggs.....	12/11/11 vs. Ind	3.0	3
Jason Jones.....	12/21/08 vs. Pit	3.5	3
James Harrison.....	11/5/07 vs. Bal	3.5	3
Mike Vrabel.....	10/28/07 vs. Was	3.0	3
Dwight Freeney.....	12/18/06 vs. Cin	3.0	3
DeMarcus Ware.....	12/24/05 at Car	3.0	3
Robert Mathis.....	11/14/04 vs. Hou	3.0	3
James Farrior.....	10/17/04 at Dal	2.0	3
Leonard Little	12/30/02 vs. SF	2.0	3
Vonnie Holliday	12/22/02 vs. Buf	5.0	3
Lance Johnstone.....	12/26/99 at SD	3.0	3
Tony Brackens	10/3/99 at Pit	2.5	3
Simeon Rice.....	9/12/99 at Phi	2.0	3



9.8 Randy Gregory was not only productive rushing the passer in 2020, he was also strong against the run, recording a run stop on 9.8% of run snaps, per PFF, a rate that ranked 10th among edge defenders (min. 50 run snaps).

★ PRESSURE PLAYER ★

Randy Gregory made the most of limited snaps in 2020, playing on 174 passing downs and rushing the passer on 170 of them. He recorded a quarterback pressure - a sack, hit or hurry - 25 times on his rushes, a pressure percentage of 14.7% that tied for the 12th-highest pressure rate among all defensive linemen on the season, minimum 100 pass rush snaps, per PFF:

Highest Pressure Percentage Among D-Linemen in 2020

Player	Rush Snaps	Pressures	Pressure%
Joey Bosa.....	327	61	18.7%
Aaron Donald	542	98	18.1%
Shaq Barrett	466	76	16.3%
T.J. Watt.....	452	73	16.2%
Markus Golden	343	55	16.0%
Jerry Hughes.....	346	54	15.6%
J. Franklin-Myers.....	327	51	15.6%
Carl Lawson	412	64	15.5%
Romeo Okwara	400	61	15.3%
Stephon Tuitt.....	469	71	15.1%
Chris Jones	406	60	14.8%
Randy Gregory	170	25	14.7%

★ SWIPE RIGHT FOR TACKLES ★

Jaylon Smith was on the hunt defensively in 2020, leading all Cowboys defenders with 161 tackles. Combined with his 150 tackles in 2018 and 168 tackles in 2019, he joined Sean Lee (2015-17) as the most recent defender to record three consecutive 100-tackle seasons:

Consecutive Seasons w/ 100 Tackles by a Cowboy Since 2000

Player	Consec. Seasons	Tackles
Bradie James	6 (2005-10)	917
Dexter Coakley	4 (2000-03)	531
Barry Church	4 (2013-16)	494
Jaylon Smith	3 (2018-20)	479
Sean Lee	3 (2015-17)	448
Keith Brooking	2 (2009-10)	307
Dat Nguyen	2 (2003-04)	275
Darren Woodson	2 (2000-01)	254

Smith became the first defender since Bradie James (2008-10) to surpass 150 tackles in three straight seasons (150 - 2018; 168 - 2019; 161 - 2020).



81 Trevon Diggs was targeted 81 times by opposing quarterbacks - the most of any Cowboys defender in 2020. He allowed a reception on only 55.6% of those targets, recording 14 pass breakups and three interceptions in the process.

★ CAN YOU DIGG(S) IT? ★

Trevon Diggs intercepted two passes at Philadelphia (11/1/20) - his first career interceptions and the first interceptions by a Dallas defender since Week 1 at the LA Rams (9/13/20). It was the first time the Cowboys had a rookie defender record multiple interceptions since Sean Lee (12/5/10 at Indianapolis) and the 14th time overall:

Cowboys Rookie Defenders with Multiple INTs in a Game

Player	Date/Opp	INTs
Terence Newman	12/14/03 at Was	3
Trevon Diggs	11/1/20 at Phi	2
Sean Lee	12/5/10 at Ind	2
Derek Ross	11/3/02 at Det	2
Everson Walls	11/9/81 vs. Buf	2
Everson Walls	10/25/81 vs. Mia	2
Everson Walls	10/18/81 vs. LAR	2
Everson Walls	9/21/81 at NE	2
Anthony Dickerson.....	10/12/80 vs. SF	2
Charlie Waters	12/20/70 vs. Hou	2
Cliff Harris	9/27/70 vs. NYG	2
Mel Renfro	11/1/64 at Chi	2
Lee Roy Jordan.....	10/27/63 at Pit	2
Mike Gaechter.....	12/9/62 at Stl	2

Diggs' ball-hawking skills have developed even further in his second NFL season, as he leads the team with three pass breakups and two interceptions through two weeks. Diggs is the first Cowboys defender to have an interception in the first two games of a season since Roy Williams in 2006, and his two-game interception streak is tied with many other Cowboys defenders for 16th in team history:

Longest Interception Streaks, Cowboys History

Player	Season	Games	Player	Season	Games
D. Thurman	1985	4	E. Walls	1987	3
M. Downs	1983-84	4	R. Fellows	1984-85	3
C. Waters	1972-73	4	E. Walls	1985	3
C. Waters	1970-71	4	E. Walls	1982-83	3
T. Newman	2007	3	M. Downs	1981	3
R. Williams	2002	3	L. Jordan	1974-75	3
J. Washington	1994	3	T. Diggs	2021	2*
K. Smith	1993	3	Many tied		2
I. Holt	1991	3			

*Active streak

★ DIGGING UP PBUS AND INTS ★

In 2020 Trevon Diggs tied for the ninth-most interceptions by a Cowboys rookie (three):

Player	Season	INTs	Player	Season	INTs
Everson Walls	1981	11	Terence Newman	2003	4
Michael Downs	1981	7	Trevon Diggs	2020	3
Mel Renfro	1964	7	Duane Hawthorne	1999	3
Mike Gaetche	1962	5	Tommy Haynes	1987	3
Derek Ross	2002	5	Lee Roy Jordan	1963	3
Charlie Waters	1970	5	Obert Logan	1965	3
Roy Williams	2002	5	Pat Watkins	2006	3

He was the first rookie since Byron Jones to lead the Cowboys in pass breakups (14) and only the third rookie in team history to do so. Diggs was also the only rookie defender in Cowboys history to lead the team in pass breakups and interceptions outright. (Cowboys did not track PBUs before 1984).

Cowboys Rookies to Lead Defense in PBUs

Player	Season	PBUs	INTs
Trevon Diggs	2020	14	3
Byron Jones	2015	12	0
Derek Ross	2002	12	5*

*Ross tied for the team lead in INTs in 2002 (R. Williams)

Despite being the 12th defensive back and seventh cornerback selected in the NFL Draft, Diggs tied the league lead for interceptions by a rookie player in 2020, and he had as many interceptions in his first season as the seven cornerbacks drafted before him had combined:

Player	Draft Selection	Team	INTs
Jeff Okudah	Rd. 1, Pick 3	Det	1
C.J. Henderson	Rd. 1, Pick 9	Jac	1
A.J. Terrell	Rd. 1, Pick 16	Atl	1
Damon Arnette	Rd. 1, Pick 19	LV	0
Noah Igbinoghene	Rd. 1, Pick 30	Mia	0
Jeff Gladney	Rd. 1, Pick 31	Min	0
Jaylon Johnson	Rd. 2, Pick 18	Chi	0
Trevon Diggs	Rd. 2, Pick 19	Dal	3

★ DYNAMITE DONOVAN WILSON ★

Donovan Wilson emerged as a versatile weapon in the Cowboys secondary in 2020, finishing the year with 67 tackles, two interceptions, three forced fumbles and 3.5 sacks.

Wilson recorded two of those forced fumbles at Minnesota (11/22/20), becoming the first Dallas defender with at least two forced fumbles in a game since David Irving had three at Green Bay (10/16/16). He also became the third safety in team history to record at least two forced fumbles in a game, joining Tony Dixon (12/29/02 at Washington) and Darren Woodson (9/7/97 at Arizona).

Wilson's 3.5 sacks in 2020 tied for the fourth-most by a Cowboys defensive back in a season in team history:

Player	Season	Sacks
Bill Bates	1984	5.0
Bill Bates	1983	4.0
Jourdan Lewis	2019	4.0
Michael Downs	1984	3.5
Donovan Wilson	2020	3.5

★ FOLLOW THE LEADER ★

DeMarcus Lawrence ranks 12th on the Cowboys all-time sack list with 45.5 career take downs, and following the 2020 season in which he recorded 6.5 sacks to lead the team, he now has led the Cowboys in sacks for four seasons (2015, 2017-18, 2020) - tied with George Andrie for the fourth-most seasons leading the defense in sacks in team history*:

Most Seasons Leading Cowboys in Sacks

Player	Seasons	Career Sacks With Dallas
DeMarcus Ware	7 (2006-12)	117.0
Harvey Martin	7 (1974-77, 79-80, 82)	114.0
Greg Ellis	5 (1999, 2000, 02-04)	77.0
Jethro Pugh	5 (1968-72)	95.5
DeMarcus Lawrence	4 (2015, 17-18, 2020)	45.5
George Andrie	4 (1964-67)	97.0

*Does not include years in which the sack title was shared

★ NO YAC FOR YOU ★

In the second half of 2020 (games 9-16), the Cowboys were much improved in the secondary and only allowed 714 yards after the catch to opposing receivers - the second-best figure in the league. This strong finish to the season helped the defense finish sixth in the NFL with only 1,642 YAC allowed in 2020:

Fewest YAC Allowed in 2020

Team	Rec.	YAC	YAC/Rec.	YAC<1
Pittsburgh	298	1,438	5.0	59
Washington	330	1,501	4.7	83
LA Chargers	340	1,510	4.6	69
New Orleans	333	1,545	4.9	55
Cincinnati	340	1,635	5.1	66
Dallas	328	1,642	5.3	66

Overall the Cowboys relented 3,820 gross passing yards in 2020, with 2,178 of those being air yards and 1,642 accounted for as yards after the catch. By holding teams to only 1,642 yards after the catch (43.0% of total passing output), the Cowboys finished 10th in the league:

Percentage of YAC Versus Gross Passing Output in 2020

Team	Yds	YAC%	Team	Yds	YAC%
LA Chargers	3,715	40.6%	Seattle	4,811	41.9%
Minnesota	4,267	40.7%	Cincinnati	3,942	42.4%
New Orleans	3,759	41.1%	Cleveland	4,224	42.6%
Pittsburgh	3,494	41.2%	Tennessee	4,593	43.0%
Indianapolis	4,127	41.2%	Dallas	3,820	43.0%

★ I'LL TAKE THAT ★

The Dallas defense forced four takeaways in Week 1 against Tom Brady and the Tampa Bay Buccaneers, tying its single-game high from a season ago (at Phi, 11/1/20 and vs. SF, 12/20/20).

Included in those four takeaways were two interceptions off Brady, his most in a game since last season against Kansas City (11/29/20).

The Cowboys finished last season with a -3 turnover differential, tied for 21st in the league, and had a 2-7 record in games that they posted an even or negative turnover margin.

Dallas leads the NFL with a +4 turnover differential in 2021, and when the team posted a positive turnover margin in 2020, it finished with a 4-3 record.

2021 NFL Turnover Differential Leaders

Team	Takeaways	Giveaways	Differential
Dallas	6	2	+4
Houston	5	2	+3
New England	5	2	+3
Denver	3	1	+2
Kansas City	1	1	+2
LA Rams	3	1	+2

★ TAKEAWAYS IN BUNCHES ★

The Cowboys recorded 16 takeaways (nine fumble recoveries, seven interceptions) in the second half of the 2020 season after recording only seven takeaways in the first eight games of the season. Dallas finished the year with a takeaway in seven straight games, its longest streak with a takeaway since a nine-game streak to close the 2018 season.

Dallas has continued to pilfer the football in 2021, recording six takeaways through two games - most in the NFL - and are tied for the league lead with two red zone takeaways. The takeaways have not only limited opponent scoring, but have lead to points for the Cowboys on 66.7% of drives after takeaways (four-of-six):

Most Takeaways in the NFL/Takeaway Scoring Percentage

Team	Takeaways	Scores	TA Score%
Dallas	6	4	66.7%
Houston	5	2	40.0%
New England	5	3	60.0%
Six teams tied	4	--	--

80

The Dallas defense forced opposing offenses into 80 negative plays in 2020, the 24th-ranked total in the NFL, after finishing in the top-10 in negative plays forced in four of the previous five seasons. Dallas ranks 30th in 2021 with six negative plays forced.



135 Greg Zuerlein finished his first season in Dallas with 135 points, tied for the second-most in a single season in team history (Dan Bailey, 2011).

★ POINT PERSON ★

Since he entered the league in 2012, Zuerlein has scored 1,021 points, fifth-most in the league:

Player	FGA	FGM	FG%	PAT	Pts
Justin Tucker	324	294	90.7%	356	1,238
Stephen Gostkowski.....	287	251	87.5%	410	1,163
Matt Prater.....	274	233	85.0%	370	1,069
Mason Crosby	258	215	83.3%	396	1,041
Greg Zuerlein	293	240	81.9%	301	1,021
Dan Bailey	253	217	85.8%	344	995
Stephen Hauschka	258	223	86.4%	286	955
Robbie Gould.....	248	216	87.1%	293	941
Adam Vinatieri	248	212	85.5%	285	921
Ryan Succop	234	196	83.8%	309	897

★ ZUERLEIN'S CLUTCH KICKS ★

Greg Zuerlein had two game-winning kicks for the Cowboys in 2020, first against Atlanta (9/20/20) with a game-winning 46-yard field goal and then against the N.Y. Giants (10/11/20). Zuerlein capped off the Cowboys first victory of the 2021 season with his third game-winning field goal as a Cowboy - 11th career game-clinching kick - booting a 56-yard kick as time expired at the LA Chargers:

Season	Date/Opp	Distance
2021	9/19/21 at LA Chargers	56 yards
2020	10/11/20 vs. N.Y. Giants	34 yards
2020	9/20/20 vs. Atlanta	46 yards
2018*	1/20/19 at New Orleans	57 yards
2018	10/28/18 vs. Green Bay	43 yards
2016	11/13/16 at NY Jets	34 yards
2015	9/13/15 vs. Seattle	37 yards
2014	11/2/14 at San Francisco	39 yards
2014	9/14/14 at Tampa Bay	38 yards
2013	9/8/13 vs. Arizona	48 yards
2012	12/12/12 vs. San Francisco	54 yards

*NFC Conference Championship Game

The kick to beat the Chargers was the second-longest game-winner of Zuerlein's career - longest regular season kick - and Zuerlein's 57-yard game-winning kick in the NFC Conference Championship game in 2018 is the longest game-winning field goal in postseason history.

★ GREG THE LEG ★

Greg Zuerlein has attempted 66 field goals of 50-or-more yards since he entered the league in 2012 - the most in the NFL over that span:

Player	50+ FGA	50+ FGM	50+ FG%
Greg Zuerlein.....	66	37	56.1%
Matt Prater	64	48	75.0%
Justin Tucker.....	60	42	70.0%
Brandon McManus.....	50	27	54.0%
Matt Bryant.....	47	34	72.3%
Adam Vinatieri.....	47	33	70.2%

Zuerlein is five-of-seven on field goals in 2021, and he is one-of-two from 50-plus yards. He ranks fifth in the NFL with 19 kicking points.

Zuerlein finished three-of-nine from 50-plus in 2020 and connected on 34-of-41 field goals overall, tied with Richie Cunningham (1997) for the most made field goals in a single season in team history. He also tallied 135 points, tied for second-most in a single season in team history, and became the 60th kicker in NFL history to reach 1,000 career points (1,002).

★ WATERMELON BALLS ★

The Cowboys improbable Week 2 comeback win over Atlanta would not have been possible without Greg Zuerlein's "watermelon football" inside kick, a kick that sends the football spinning towards the receiving team. The Cowboys recovered the kick, a feat that has only happened 31 times out of 244 tries league-wide in the last five seasons (12.7% probability from 2017-21):

Season	Onside Kick	Recoveries	Recov.%
2021.....	6	1	16.7%
2020.....	67	3	4.5%
2019.....	62	8	12.9%
2018.....	52	4	7.7%
2017.....	56	12	21.4%
Totals	244	31	12.7%

★ PIN 'EM BACK ★

The Cowboys signed Bryan Anger to punt for the 2021 season, and he has been good at pinning opposing offenses deep in their own territory, downing two-of-four punts on the year inside the 10-yard line, an Inside10 percentages that is tied for first in the league:

2021 Punts Downed Inside the Opp 10-Yard Line

Player	Punts	In10	In10%
Bradley Pinion, TB	8	4	50.0%
Bryan Anger, Dal.....	4	2	50.0%
Pat O'Donnell, Chi	5	2	40.0%
Arryn Siposs, Phi.....	8	3	37.5%
Kevin Huber, Cin.....	9	3	33.3%

★ START LINE ★

Dallas benefited from good kick returns in 2020, as the offense averaged a starting field position of the 26.6-yard line - the fourth-best starting position in the league.

Average Starting Field Position After Kickoffs

Team	Opp KO	Ret	Ret%	Start Ln
Baltimore	68	23	33.8%	27.3
Buffalo	82	36	43.9%	27.0
Chicago	86	47	54.7%	26.9
Dallas.....	94	37	39.4%	26.6
Indianapolis	80	43	53.8%	26.4

Dallas' return success was aided by the big return, as the Cowboys led the league in kick returns into the opposing team's territory, returning five kick across the 50-yard line in 2020.

Kick Returns Across the 50-Yard Line

Team	Ret	Across 50	Across 50 %
Dallas.....	37	5	13.5%
Buffalo	36	3	8.3%
Five teams tied	--	2	--

The Cowboys are averaging a starting position of the 23.3 yard line after kickoffs in 2021 (23rd), and have no returns across the 50 on three kick returns.

2021 DALLAS COWBOYS STATISTICS

WON 1, LOST 1

9/9	L	29-31	at Tampa Bay	65,566
9/19	W	20-17	at L.A. Chargers	70,240

2021 TEAM STATISTICS

	DAL	OPP.
FIRST DOWNS	55	48
Rushing	15	8
Passing	34	35
Penalty	6	5
Third Down-Made/Att	15/27	10/23
Third Down Efficiency	55.6%	43.5%
Fourth Down-Made/Att	0/1	1/1
Fourth Down Efficiency	0.0%	100.0%
TOTAL NET YARDS	870	839
Avg. Per Game	435.0	419.5
Total Plays	137	126
Avg. Per Play	6.4	6.7
NET YARDS RUSHING	258	147
Avg. Per Game	129.0	73.5
Total Rushes	49	33
Avg. Per Rush	5.3	4.5
NET YARDS PASSING	612	692
Avg. Per Game	306.0	346.0
Sacked/Yards Lost	3/28	2/25
Gross Yards	640	717
Attempts/Completions	85/65	91/63
Pct. of Completion	76.5%	69.2%
Had Intercepted	2	4
PUNTS/AVERAGE	4/47.8	4/49.3
Net Punting Average	41.0	45.8
PUNT RETURN/AVG.	2/7.0	3/9.0
KICKOFF RETURN/AVG.	3/23.7	3/30.7
INTERCEPTION RETURN/AVG.	4/16.5	2/25.5
PENALTIES/YARDS	16/131	23/205
FUMBLES/BALL LOST	2/0	2/2
TOUCHDOWNS	5	5
Rushing	2	0
Passing	3	5
Returns	0	0
EXTRA POINTS/ATTEMPTS	4/5	4/4
TWO POINT CONVERSION/ATT.	0/0	1/1
FIELD GOALS/ATTEMPTS	5/7	4/5
AVG. TIME OF POSSESSION	31:45	28:15

SCORE BY PERIODS	Q1	Q2	Q3	Q4	OT	PTS
TEAM	21	9	10	9	0	49
OPPONENTS	10	22	10	6	0	48

SCORING	TD	RU	PA	RT	PAT	FG	2PT	S	PTS
G. Zuerlein	0	0	0	0	4/5	5/7	0	0	19
A. Cooper	2	0	2	0	0/0	0/0	0	0	12
E. Elliott	1	1	0	0	0/0	0/0	0	0	6
C. Lamb	1	0	1	0	0/0	0/0	0	0	6
T. Pollard	1	1	0	0	0/0	0/0	0	0	6
TEAM	5	2	3	0	4/5	5/7	0	0	49
OPPONENTS	5	0	5	0	4/4	4/5	1	0	48

2-Pt Conv: TM 0-0, OPP 1-1

RUSHING	NO.	YDS	AVG	LONG	TD
T. Pollard	16	119	7.4	28	1
E. Elliott	27	104	3.9	19	1
C. Lamb	1	13	13.0	13	0
D. Prescott	4	13	3.3	7	0
C. Wilson	1	5	5.0	5	0
TEAM	49	254	5.2	28	2
OPPONENTS	33	147	4.5	20	0

RECEIVING	NO.	YDS	AVG	LONG	TD
C. Lamb	15	185	12.3	34	1
A. Cooper	16	163	10.2	28	2
D. Schultz	8	63	7.9	16	0
B. Jarwin	6	57	9.5	20	0
T. Pollard	7	60	8.6	13	0
M. Gallup	4	36	9.0	12	0
C. Wilson	5	44	8.8	16	0
E. Elliott	4	32	8.0	14	0
TEAM	65	640	9.8	34	3
OPPONENTS	63	717	11.4	47t	5

INTERCEPTIONS	NO.	YDS	AVG	LONG	TD
T. Diggs	2	0	0.0	0	0
J. Lewis	1	66	66.0	66	0
D. Kazee	1	0	0.0	0	0
TEAM	4	66	16.5	66	0
OPPONENTS	2	51	25.5	26	0

FUMBLES	FUM	LST	FF	REC	TD
Z. Martin	0	0	0	1	0
D. Prescott	2	0	0	1	0
TEAM	2	0	0	2	0
OPPONENTS	2	2	0	0	0

PUNTING	NO.	YDS	AVG	NET	TB	IN	LG	B
B. Anger	4	191	47.8	41.0	0	2	62	0
TEAM	4	191	47.8	41.0	0	2	62	0
OPPONENTS	4	197	49.3	45.8	0	3	65	0

PUNT RETURNS	RET	FC	YDS	AVG	LONG	TD
C. Lamb	1	1	12	12.0	12	0
C. Wilson	1	0	2	2.0	2	0
TEAM	2	1	14	7.0	12	0
OPPONENTS	3	0	27	9.0	14	0

KICKOFF RETURNS	NO.	YDS	AVG	LONG	TD
T. Pollard	3	71	23.7	24	0
TEAM	3	71	23.7	24	0
OPPONENTS	3	92	30.7	41	0

FIELD GOALS	1-19	20-29	30-39	40-49	50+
G. Zuerlein	0/0	1/1	2/3	1/1	1/2
TEAM	0/0	1/1	2/3	1/1	1/2
OPPONENTS	0/0	1/1	2/2	1/2	0/0

G. Zuerlein: (31WL, 35, 60SH, 21, 48) (34, 56)

OPP: (36) (46, 44LU, 32, 29)

PASSING	ATT	CMP	YDS	CMP%	YDS/ATT	TD	TD%	INT	INT%	LONG	SACK/LOST	RATING
D. Prescott	85	65	640	76.5	7.5	3	3.5	2	2.4	48	3.0/28	99.1
TEAM	85	65	640	76.5	7.5	3	3.5	2	2.4	48	3/28	99.1
OPPONENTS	91	63	717	69.2	7.9	5	5.5	4	4.4	47t	2/25	92.6

2021 DALLAS COWBOYS DEFENSIVE STATISTICS

RNK	PLAYER	TKL	AST	TOTAL	SACKS/YDS	TFL/YDS	QBPR	FR	FF	INT/YDS	PD
1.	A. Brown	14	3	17							1
2.	J. Kears	11	4	15		1/-2	1				1
3.	J. Smith	9	4	13							
4.	L. Vander Esch	6	5	11	1.0/-7	1/-2	1				
5.	M. Parsons	7	2	9	1.0/-18		5				1
6.	K. Neal	6	2	8		1/-1					
7.	T. Diggs	7	0	7						2/0	3
8.	D. Lawrence	5	1	6			2		1		
9.	T. Basham	3	2	5							
10.	D. Kazee	3	1	4					1	1/0	2
	C. Watkins	3	1	4							
12.	J. Lewis	2	2	4				1		1/66	2
13.	M. Hooker	3	0	3		1/-1					
14.	D. Armstrong	2	1	3			1				
	O. Odighizuwa	2	1	3			2				
16.	B. Urban	0	2	2			1				
17.	B. Anae	1	0	1							
	A. Kamara	1	0	1							
19.	R. Gregory	0	1	1			1	1			
20.	D. Wilson						1				

Ast=Assist, TFL=Tackle for a Loss, QBPR=Pressures, Int=Interception, FR=Fumble Recovery, FF=Forced Fumble, PD=Pass Defense

2021 COWBOYS SPECIAL TEAMS							
RNK	PLAYER	S	A	TOT	FF	FR	BL
1.	Kears, Jayron	2	0	2			
2.	Clement, Corey	1	0	1			
	Neal, Keanu	1	0	1			
	Pollard, Tony	1	0	1			
	Wilson, Cedrick	1	0	1			
6.	Vander Esch, Leighton	0	1	1			

DEFENSIVE STATS BY RANK							
PRESSURES		SACKS		TACKLES FOR LOSS		INTERCEPTIONS	
PLAYER	NO	PLAYER	NO	PLAYER	NO	PLAYER	NO
1. M. Parsons	5	1. M. Parsons	1.0	1. M. Hooker	1	1. T. Diggs	2
2. D. Lawrence	2	L. Vander Esch	1.0	J. Kears	1	2. D. Kazee	1
O. Odighizuwa	2			K. Neal	1	J. Lewis	1
4. D. Armstrong	1			L. Vander Esch	1		
R. Gregory	1						

FORCED FUMBLES		FUMBLE RECOVERIES		PASSES DEFENSED	
PLAYER	NO	PLAYER	NO	PLAYER	NO
1. D. Kazee	1	1. R. Gregory	1	1. T. Diggs	3
D. Lawrence	1	J. Lewis	1	2. D. Kazee	2
				J. Lewis	2
				4. A. Brown	1
				J. Kears	1

2021 DALLAS COWBOYS UNOFFICIAL DEPTH CHART

(As of September 21, 2021)

OFFENSE

WR	19 Amari Cooper	85 Noah Brown	
LT	77 Tyron Smith	78 Terence Steele	69 Brandon Knight
LG	52 Connor Williams	66 Connor McGovern	
C	63 Tyler Biadasz	52 Connor Williams	68 <u>Matt Farniok</u>
RG	70 Zack Martin	66 Connor McGovern	69 Brandon Knight
RT	78 Terence Steele	79 Ty Nsekhe	69 Brandon Knight
TE	86 Dalton Schultz	89 Blake Jarwin	
WR	88 CeeDee Lamb	81 <u>Simi Fehoko</u>	
WR	1 Cedrick Wilson		
QB	4 Dak Prescott	10 Cooper Rush	15 Will Grier
RB	21 Ezekiel Elliott	20 Tony Pollard	32 Corey Clement

DEFENSE

LDE	93 Tarell Basham	56 Bradlee Anae	54 Azur Kamara
LDT	97 <u>Osa Odighizuwa</u>	98 <u>Quinton Bohanna</u>	
RDT	91 Carlos Watkins	95 Brent Urban	
RDE	94 [Randy Gregory]	92 Dorance Armstrong	59 <u>Chauncey Golston</u>
OLB	11 <u>Micah Parsons</u>	14 <u>Jabril Cox</u>	
MLB	9 Jaylon Smith	42 Keanu Neal	
OLB	55 Leighton Vander Esch	57 Luke Gifford	
LCB	30 Anthony Brown	29 C.J. Goodwin	
NB	26 Jourdan Lewis	31 Maurice Canady	
RCB	7 Trevon Diggs	25 <u>Nahshon Wright</u>	
SS	6 Donovan Wilson	27 Jayron Kears	38 <u>Israel Mukuamu</u>
FS	18 Damontae Kazee	28 Malik Hooker	

SPECIALISTS

P	5 Bryan Anger	
K	2 Greg Zuerlein	
LS	44 Jake McQuaide	
H	5 Bryan Anger	
KR	20 Tony Pollard	32 Corey Clement
PR	88 CeeDee Lamb	1 Cedrick Wilson

[Injured Players]

PRONUNCIATION GUIDE

Bradlee Anae	uh-NYE	Damontae Kazee	Kay-zee
Dorance Armstrong	DOOR-intz	Jayron Kears	JAY-RON
Tyler Biadasz	be-AH-dish	Jake McQuaide	Mc-KWAYD
Quinton Bohanna	boe-HAN-ah	Israel Mukuamu	moo-KWAH-moo
Corey Clement	CLEM-ent	Ty Nsekhe	en-SECK-he
Jabril Cox	juh-BREEL	Osa Odighizuwa	oh-DIGGY-zoowa
Matt Farniok	FAR-nee-ack	Jaylon Smith	JAY-lin
Simi Fehoko	SIM-ee FAY-hoko	Nahshon Wright	nuh-SHAWN
Azur Kamara	ah-ZORE kah-MAR-ah	Greg Zuerlein	ZURR-line

COACHING STAFF

HEAD COACH: Mike McCarthy

ASSISTANTS: Jeff Blasko (Assistant Offensive Line), Matt Daniels (Assistant Special Teams), Rob Davis (Assistant Head Coach), Aden Durde (Defensive Line), George Edwards (Senior Defensive Assistant), John Fassel (Special Teams Coordinator), Ryan Feder (Quality Control Analytics), Al Harris (Defensive Backs), Chase Haslett (Quality Control/Offense), Adam Henry (Wide Receivers), Leon Lett (Assistant Defensive Line), Cannon Matthews (Quality Control/Defense), Scott McCurley (Linebackers), Kellen Moore (Offensive Coordinator), Harold Nash (Strength & Conditioning Coordinator), Doug Nussmeier (Quarterbacks), Skip Peete (Running Backs), Joe Philbin (Offensive Line), Dan Quinn (Defensive Coordinator), Justin Rudd (Video/Analytics), Eric Simonelli (Quality Control Analytics), Cedric Smith (Assistant Strength & Conditioning), Kendall Smith (Assistant Strength & Conditioning), Scott Tolzien (Offensive Assistant), Kyle Valero (Quality Control Analytics), Lunda Wells (Tight Ends), Joe Whitt (Secondary/Defensive Pass Game Coordinator).

2021 DALLAS COWBOYS ALPHABETICAL ROSTER

NO.	NAME	POS	HT	WT	DOB	EXP	COLLEGE	HOMETOWN	GP	GS	DNP	IA
56	Anae, Bradlee	DE	6-3	260	1/17/1998	2	Utah	Laie, Hawaii	2	0	0	0
5	Anger, Bryan	P	6-3	205	10/6/1988	10	California	Camarillo, Calif.	2	0	0	0
92	Armstrong, Dorance	DE	6-4	260	6/10/1997	4	Kansas	Houston, Texas	2	1	0	0
93	Basham, Tarell	DE	6-4	266	3/18/1994	5	Ohio	Rocky Mount, Va.	2	0	0	0
63	Biadasz, Tyler	C	6-4	317	11/20/1997	2	Wisconsin	Amherst, Wisc.	2	2	0	0
98	Bohanna, Quinton	DT	6-4	327	3/16/1999	R	Kentucky	Memphis, Tenn.	2	0	0	0
30	Brown, Anthony	CB	5-11	188	12/16/1993	6	Purdue	Tampa, Fla.	2	2	0	0
85	Brown, Noah	WR	6-2	215	1/6/1996	5	Ohio State	Flanders, N.J.	1	0	0	1
31	Canady, Maurice	CB	6-1	193	5/26/1994	5	Virginia	Richmond, Va.	2	0	0	0
32	Clement, Corey	RB	5-10	220	11/2/1994	5	Wisconsin	Glassboro, N.J.	2	0	0	0
19	Cooper, Amari	WR	6-1	225	6/17/1994	7	Alabama	Miami, Fla.	2	2	0	0
14	Cox, Jabril	LB	6-3	233	4/16/1998	R	Louisiana State	Kansas City, Mo.	2	0	0	0
7	Diggs, Trevon	CB	6-1	203	9/20/1998	2	Alabama	Gaithersburg, Md.	2	2	0	0
21	Elliott, Ezekiel	RB	6-0	228	7/22/1995	6	Ohio State	St. Louis, Mo.	2	2	0	0
68	Farniok, Matt	G	6-5	311	9/26/1997	R	Nebraska	Sioux Falls, S.D.	2	0	0	0
81	Fehoko, Simi	WR	6-4	222	11/5/1997	R	Stanford	Sandy, Utah	2	0	0	0
57	Gifford, Luke	LB	6-3	245	8/28/1995	3	Nebraska	Lincoln, Neb.	1	0	0	1
59	Golston, Chauncey	DE	6-5	268	2/10/1998	R	Iowa	Detroit, Mich.	0	0	0	2
29	Goodwin, C.J.	CB	6-3	187	2/4/1990	6	California (PA)	Wheeling, W.V.	2	0	0	0
15	Grier, Will	QB	6-1	220	4/3/1995	3	West Virginia	Charlotte, N.C.	0	0	0	2
28	Hooker, Malik	FS	6-1	212	4/2/1996	5	Ohio State	New Castle, Pa.	1	1	0	1
89	Jarwin, Blake	TE	6-5	250	7/16/1994	5	Oklahoma State	Tuttle, Okla.	2	2	0	0
54	Kamara, Azur	DE	6-3	245	9/26/1998	2	Kansas	Glendale, Ariz.	1	0	0	1
18	Kazee, Damontae	S	5-11	174	6/5/1993	5	San Diego State	St. Bernardino, Calif.	2	2	0	0
27	Kearse, Jayron	S	6-4	220	2/11/1994	5	Clemson	Fort Myers, Fla.	2	1	0	0
69	Knight, Brandon	T	6-4	315	4/1/1997	3	Indiana	Noblesville, Ind.	0	0	1	0
88	Lamb, CeeDee	WR	6-2	200	4/8/1999	2	Oklahoma	Richmond, Texas	2	2	0	0
26	Lewis, Jourdan	CB	5-10	186	8/31/1995	5	Michigan	Detroit Mich.	2	1	0	0
70	Martin, Zack	G	6-4	315	11/20/1990	8	Notre Dame	Indianapolis, Ind.	1	1	0	0
66	McGovern, Connor	G	6-5	315	11/3/1997	3	Penn State	Larksville, Pa.	2	1	0	0
44	McQuaide, Jake	LS	6-2	235	12/7/1987	11	Ohio State	Cincinnati, Ohio	2	0	0	0
38	Mukuamu, Israel	S	6-4	212	11/28/1999	R	South Carolina	Charlotte, N.C.	0	0	1	1
42	Neal, Keanu	LB	6-0	211	7/26/1995	5	Florida	Bushnell, Fla.	2	1	0	0
79	Nsekhe, Ty	T	6-8	330	10/27/1985	8	Texas State	Austin, TX	1	0	0	1
97	Odighizuwa, Osa	DT	6-2	282	8/13/1998	R	UCLA	Dayton, Ohio	2	2	0	0
11	Parsons, Micah	LB	6-3	246	5/26/1999	R	Penn State	Harrisburg, Pa.	2	2	0	0
20	Pollard, Tony	RB	6-0	210	4/30/1997	3	Memphis	Memphis, Tenn.	2	0	0	0
4	Prescott, Dak	QB	6-2	235	7/29/1993	6	Mississippi State	Haughton, La.	2	2	0	0
10	Rush, Cooper	QB	6-3	225	11/21/1993	3	Central Michigan	Charlotte, Mich.	0	0	2	0
86	Schultz, Dalton	TE	6-5	255	7/11/1996	4	Stanford	South Jordan, Utah	2	2	0	0
9	Smith, Jaylon	LB	6-2	240	6/14/1995	5	Notre Dame	Fort Wayne, Ind.	2	1	0	0
77	Smith, Tyrion	T	6-5	305	12/12/1990	11	Southern California	Moreno Valley, Calif.	2	2	0	0
78	Steele, Terence	T	6-6	320	6/4/1997	2	Texas Tech	Cibola, Texas	2	1	0	0
95	Urban, Brent	DE	6-7	305	5/5/1991	8	Virginia	Mississauga, Ont.	2	0	0	0
55	Vander Esch, Leighton	LB	6-4	255	2/8/1996	4	Boise State	Riggins, Idaho	2	1	0	0
91	Watkins, Carlos	DE	6-3	297	12/5/1993	5	Clemson	Mooresboro, N.C.	2	2	0	0
52	Williams, Connor	G	6-5	320	5/12/1997	4	Texas	Coppell, Texas	2	2	0	0
1	Wilson, Cedrick	WR	6-2	195	11/20/1995	4	Boise State	Memphis, Tenn.	2	0	0	0
6	Wilson, Donovan	S	6-0	200	2/21/1995	3	Texas A&M	Shreveport, La.	1	1	0	1
25	Wright, Nahshon	CB	6-4	183	9/23/1998	R	Oregon State	East Palo Alto, Calif.	2	0	0	0
2	Zuerlein, Greg	K	6-0	195	12/27/1987	10	Missouri Western	Lincoln, Neb.	2	0	0	0
PRACTICE SQUAD												
60	Alarcon, Isaac	T	6-6	325	7/27/1998	1	Monterrey Tech	Monterrey, Mexico	0	0	0	0
36	Brown, Kyron	CB	6-1	195	5/26/1996	2	Akron	Boynton Beach, FL	0	0	0	0
49	Bunting, Ian	TE	6-7	255	2/10/1996	2	California	Hinsdale, Ill.	0	0	0	0
76	Collins, Aviante	T	6-4	292	4/21/1993	3	Texas Christian		0	0	0	0
39	Coyle, Tyler	S	6-0	209	12/31/1969	R	Purdue	Windsor, Conn.	0	0	0	0
3	DiNucci, Ben	QB	6-2	215	11/24/1996	2	James Madison	Wexford, PA	0	0	0	0
58	Faoliu, Austin	DE	6-3	287	1/9/1999	R	Oregon	Santa Ana, Calif.	0	0	0	0
83	Foster, Robert	WR	6-2	194	5/7/1994	4	Alabama	Monaca, Pa.	0	0	0	0
3	Hajrullah, Lirim	K	5-11	215	4/24/1990	1	Western Ontario (Can.)	St. Catharines, Ontario, Canada	0	0	0	0
99	Hamilton, Justin	DT	6-2	315	7/27/1993	4	Louisiana-Lafayette	Natchez, Miss.	0	0	0	0
37	Hardy, JaQuan	RB	5-8	211	12/31/1997	R	Tiffin	Westlake, Ohio	0	0	0	0
62	Jones, Braylon	C	6-3	301	2/10/1998	R	Houston	Tyler, Texas	0	0	0	0
46	Ralston, Nick	FB	6-0	237	11/10/1996	R	Louisiana	Argyle, Texas	0	0	0	0
80	Smith, Brandon	WR	6-1	218	12/10/1998	R	Iowa	Lake Cormorant, Miss.	0	0	0	0
51	Speaks, Breeland	DE	6-3	285	12/18/1995	3	Mississippi	Jackson, Miss.	0	0	0	0
87	Sprinkle, Jeremy	TE	6-5	255	8/10/1994	5	Arkansas	White Hall, Ark.	2	0	0	0
RESERVE/SUSPENDED												
71	Collins, La'el	T	6-4	323	7/26/1993	7	Louisiana State	Baton Rouge, La.	1	1	0	0
RESERVE/PHYSICALLY UNABLE TO PERFORM												
72	Hill, Trysten	DT	6-3	305	3/25/1998	3	Central Florida	Lee, Fla.	0	0	0	0
RESERVE/NON-FOOTBALL INJURY												
15	Vasher, T.J.	WR	6-6	215	8/29/1998	R	Texas Tech	Wichita Falls, Texas	0	0	0	0
RESERVE/INJURED												
75	Ball, Josh	T	6-8	308	5/15/1998	R	Marshall	Fredericksburg, Va.	0	0	0	0
53	Bernard, Francis	LB	6-0	242	4/8/1995	2	Utah	Herriman, Utah	0	0	0	0
34	Dowdle, Rico	RB	5-11	215	6/14/1998	2	South Carolina	Asheville, N.C.	0	0	0	0
96	Gallimore, Neville	DT	6-2	307	1/17/1997	2	Oklahoma	Ottawa, Ontario	0	0	0	0
13	Gallup, Michael	WR	6-1	205	3/4/1996	4	Colorado State	Monroe, Ga.	1	0	0	0
65	Hyatt, Mitch	T	6-5	315	2/6/1997	2	Clemson	Suwanee, Ga.	0	0	0	0
24	Joseph, Kelvin	CB	5-11	197	11/11/1999	R	Kentucky	Baton Rouge, La.	0	0	0	0
90	Lawrence, DeMarcus	DE	6-3	250	4/28/1992	8	Boise State	Aiken, S.C.	1	1	0	0
84	McKeon, Sean	TE	6-3	255	12/28/1997	2	Michigan	Dudley, Mass.	0	0	0	0
7	Niswander, Hunter	P	6-4	243	11/26/1994	2	Northwestern	Peninsula, Ohio	0	0	0	0
45	Olonilua, Sewo	FB	6-3	235	11/27/1997	2	Texas Christian	Kingwood, Texas	0	0	0	0
41	Robinson, Reggie	CB	6-1	200	4/14/1997	2	Tulsa	Cleburne, Texas	0	0	0	0
17	Turner, Malik	WR	6-2	202	1/30/1996	4	Illinois	Springfield, Ill.	0	0	0	0
RESERVE/COVID-19												
94	Gregory, Randy	DE	6-5	260	11/23/1992	4	Nebraska	Jacksonville, Fla.	1	1	0	0
PRACTICE SQUAD INJURED												
33	Burton, Deante	CB	6-2	210	7/12/1994	4	Kansas State	Manhattan, KS	0	0	0	0
16	Mitchell, Osirus	WR	6-5	206	9/15/1997	R	Mississippi State	Sarasota, Fla.	0	0	0	0
23	Thompson, Darian	S	6-2	212	9/22/1993	6	Boise State	Lancaster, Calif.	1	0	0	0

2021 DALLAS COWBOYS NUMERICAL ROSTER

NO.	NAME	POS	HT	WT	AGE	EXP	COLLEGE	HOW ACQ	GP	GS	DNP	IA
1	Cedrick Wilson	WR	6-2	195	25	4	Boise State	D6b-'18	2	0	0	0
2	Greg Zuerlein	K	6-0	195	33	10	Missouri Western	UFA(LAR)-'20	2	0	0	0
4	Dak Prescott	QB	6-2	235	28	6	Mississippi State	D4b-'16	2	2	0	0
5	Bryan Anger	P	6-3	205	32	10	California	FA-'21	2	0	0	0
6	Donovan Wilson	S	6-0	200	26	3	Texas A&M	D6-'19	1	1	0	1
7	Trevon Diggs	CB	6-1	203	23	2	Alabama	D2-'20	2	2	0	0
9	Jaylon Smith	LB	6-2	240	26	5	Notre Dame	D2-'16	2	1	0	0
10	Cooper Rush	QB	6-3	225	27	3	Central Michigan	FA-'20	0	0	2	0
11	Micah Parsons	LB	6-3	246	22	R	Penn State	D1-'21	2	2	0	0
14	Jabril Cox	LB	6-3	233	23	R	Louisiana State	D4a-'21	2	0	0	0
15	Will Grier	QB	6-1	220	26	3	West Virginia	W(Car)-'21	0	0	0	2
18	Damontae Kazee	S	5-11	174	28	5	San Diego State	UFA(Atl)-'21	2	2	0	0
19	Amari Cooper	WR	6-1	225	27	7	Alabama	T(Oak)-'18	2	2	0	0
20	Tony Pollard	RB	6-0	210	24	3	Memphis	D4a-'19	2	0	0	0
21	Ezekiel Elliott	RB	6-0	228	26	6	Ohio State	D1-'16	2	2	0	0
25	Nahshon Wright	CB	6-4	183	22	R	Oregon State	D3c-'21	2	0	0	0
26	Jourdan Lewis	CB	5-10	186	26	5	Michigan	D3-'17	2	1	0	0
27	Jayron Kearse	S	6-4	220	27	5	Clemson	FA-'21	2	1	0	0
28	Malik Hooker	FS	6-1	212	25	5	Ohio State	FA-'21	1	1	0	1
29	C.J. Goodwin	CB	6-3	187	31	6	California (PA)	PS(Cin)-'18	2	0	0	0
30	Anthony Brown	CB	5-11	188	27	6	Purdue	D6a-'16	2	2	0	0
31	Maurice Canady	CB	6-1	193	27	5	Virginia	UFA(Hou)-'20	2	0	0	0
32	Corey Clement	RB	5-10	220	26	5	Wisconsin	FA-'21	2	0	0	0
38	Israel Mukuamu	S	6-4	212	21	R	South Carolina	D6b-'21	0	0	1	1
42	Keanu Neal	LB	6-0	211	26	5	Florida	D1-'16	2	1	0	0
44	Jake McQuaide	LS	6-2	235	33	11	Ohio State	UFA(LAR)-'21	2	0	0	0
52	Connor Williams	G	6-5	320	24	4	Texas	D2-'18	2	2	0	0
54	Azur Kamara	DE	6-3	245	22	2	Kansas	UDFA-'20	1	0	0	1
55	Leighton Vander Esch	LB	6-4	255	25	4	Boise State	D1-'18	2	1	0	0
56	Bradlee Anae	DE	6-3	260	23	2	Utah	D5-'20	2	0	0	0
57	Luke Gifford	LB	6-3	245	26	3	Nebraska	UDFA-'19	1	0	0	1
59	Chauncey Golston	DE	6-5	268	23	R	Iowa	D3b-'21	0	0	0	2
63	Tyler Biadasz	C	6-4	317	23	2	Wisconsin	D4b-'20	2	2	0	0
66	Connor McGovern	G	6-5	315	23	3	Penn State	D3-'19	2	1	0	0
68	Matt Farniok	G	6-5	311	23	R	Nebraska	D7-'21	2	0	0	0
69	Brandon Knight	T	6-4	315	24	3	Indiana	UDFA-'19	0	0	1	0
70	Zack Martin	G	6-4	315	30	8	Notre Dame	D1-'14	1	1	0	0
77	Tyron Smith	T	6-5	305	30	11	Southern California	D1-'11	2	2	0	0
78	Terence Steele	T	6-6	320	24	2	Texas Tech	UDFA-'20	2	1	0	0
79	Ty Nsekhe	T	6-8	330	35	8	Texas State	UFA(Buf)-'21	1	0	0	1
81	Simi Fehoko	WR	6-4	222	23	R	Stanford	D5-'21	2	0	0	0
85	Noah Brown	WR	6-2	215	25	5	Ohio State	D7b-'17	1	0	0	1
86	Dalton Schultz	TE	6-5	255	25	4	Stanford	D4b-'18	2	2	0	0
88	CeeDee Lamb	WR	6-2	200	22	2	Oklahoma	D1-'20	2	2	0	0
89	Blake Jarwin	TE	6-5	250	27	5	Oklahoma State	UDFA-'17	2	2	0	0
91	Carlos Watkins	DE	6-3	297	27	5	Clemson	UFA(Hou)-'21	2	2	0	0
92	Dorance Armstrong	DE	6-4	260	24	4	Kansas	D4a-'18	2	1	0	0
93	Tarell Basham	DE	6-4	266	27	5	Ohio	UFA(NYJ)-'21	2	0	0	0
95	Brent Urban	DE	6-7	305	30	8	Virginia	UFA(Chi)-'21	2	0	0	0
97	Osa Odighizuwa	DT	6-2	282	23	R	UCLA	D3a-'21	2	2	0	0
98	Quinton Bohanna	DT	6-4	327	22	R	Kentucky	D6a-'21	2	0	0	0
PRACTICE SQUAD												
3	Ben DiNucci	QB	6-2	215	24	2	James Madison	D7-'20	0	0	0	0
3	Lirim Hajrullahu	K	5-11	215	31	1	Western Ontario (Can.)	FA-'21	0	0	0	0
36	Kyron Brown	CB	6-1	195	25	2	Akron	FA-'21	0	0	0	0
37	JaQuan Hardy	RB	5-8	211	23	R	Tiffin	UDFA-'21	0	0	0	0
39	Tyler Coyle	S	6-0	209	51	R	Purdue	UDFA-'21	0	0	0	0
46	Nick Ralston	FB	6-0	237	24	R	Louisiana	UDFA-'21	0	0	0	0
49	Ian Bunting	TE	6-7	255	25	2	California	FA-'21	0	0	0	0
51	Breeland Speaks	DE	6-3	285	25	3	Mississippi	FA-'21	0	0	0	0
58	Austin Faoliu	DE	6-3	287	22	R	Oregon	UDFA-'21	0	0	0	0
60	Isaac Alarcon	T	6-6	325	23	1	Monterrey Tech	IPP-'20	0	0	0	0
62	Braylon Jones	C	6-3	301	23	R	Houston	UDFA-'21	0	0	0	0
76	Aviante Collins	T	6-4	292	28	3	Texas Christian	FA-'21	0	0	0	0
80	Brandon Smith	WR	6-1	218	22	R	Iowa	UDFA-'21	0	0	0	0
83	Robert Foster	WR	6-2	194	27	4	Alabama	FA-'21	0	0	0	0
87	Jeremy Sprinkle	TE	6-5	255	27	5	Arkansas	UFA(Was)-'21	2	0	0	0
99	Justin Hamilton	DT	6-2	315	28	4	Louisiana-Lafayette	FA-'19	0	0	0	0
RESERVE/SUSPENDED												
71	La'el Collins	T	6-4	323	28	7	Louisiana State	UDFA-'15	1	1	0	0
RESERVE/PHYSICALLY UNABLE TO PERFORM												
72	Trysten Hill	DT	6-3	305	23	3	Central Florida	D2-'19	0	0	0	0
RESERVE/NON-FOOTBALL INJURY												
15	T.J. Vasher	WR	6-6	215	23	R	Texas Tech	UDFA-'21	0	0	0	0
RESERVE/INJURED												
7	Hunter Niswander	P	6-4	243	26	2	Northwestern	FA-'20	0	0	0	0
13	Michael Gallup	WR	6-1	205	25	4	Colorado State	D3-'18	1	0	0	0
17	Malik Turner	WR	6-2	202	25	4	Illinois	W(GB)-'20	0	0	0	0
24	Kelvin Joseph	CB	5-11	197	21	R	Kentucky	D2-'21	0	0	0	0
34	Rico Dowdle	RB	5-11	215	23	2	South Carolina	UDFA-'20	0	0	0	0
41	Reggie Robinson	CB	6-1	200	24	2	Tulsa	D4a-'20	0	0	0	0
45	Sewo Olonilua	FB	6-3	235	23	2	Texas Christian	UDFA-'20	0	0	0	0
53	Francis Bernard	LB	6-0	242	26	2	Utah	UDFA-'20	0	0	0	0
65	Mitch Hyatt	T	6-5	315	24	2	Clemson	UDFA-'19	0	0	0	0
75	Josh Ball	T	6-8	308	23	R	Marshall	D4b-'21	0	0	0	0
84	Sean McKeon	TE	6-3	255	23	2	Michigan	UDFA-'20	0	0	0	0
90	DeMarcus Lawrence	DE	6-3	250	29	8	Boise State	D2-'14	1	1	0	0
96	Neville Gallimore	DT	6-2	307	24	2	Oklahoma	D3-'20	0	0	0	0
RESERVE/COVID-19												
94	Randy Gregory	DE	6-5	260	28	4	Nebraska	D2-'15	1	1	0	0
PRACTICE SQUAD INJURED												
16	Osirus Mitchell	WR	6-5	206	24	R	Mississippi State	UDFA-'21	0	0	0	0
23	Darian Thompson	S	6-2	212	27	6	Boise State	FA-'18	1	0	0	0
33	Deante Burton	CB	6-2	210	27	4	Kansas State	PS(Ind)-'19	0	0	0	0

2021 DALLAS COWBOYS POSITIONAL ROSTER

QUARTERBACKS (3)

NO.	NAME	POS.	HT.	WT.	AGE	EXP.	COLLEGE	HOW ACQ.
4	Dak Prescott	QB	6-2	235	28	6	Mississippi State	D4b-'16
10	Cooper Rush	QB	6-3	225	27	3	Central Michigan	FA-'20
15	Will Grier	QB	6-1	220	26	3	West Virginia	W(Car)-'21

RUNNING BACKS (3)

NO.	NAME	POS.	HT.	WT.	AGE	EXP.	COLLEGE	HOW ACQ.
20	Tony Pollard	RB	6-0	210	24	3	Memphis	D4a-'19
21	Ezekiel Elliott	RB	6-0	228	26	6	Ohio State	D1-'16
32	Corey Clement	RB	5-10	220	26	5	Wisconsin	FA-'21

WIDE RECEIVERS (5)

NO.	NAME	POS.	HT.	WT.	AGE	EXP.	COLLEGE	HOW ACQ.
1	Cedrick Wilson	WR	6-2	195	25	4	Boise State	D6b-'18
19	Amari Cooper	WR	6-1	225	27	7	Alabama	T(Oak)-'18
81	Simi Fehoko	WR	6-4	222	23	R	Stanford	D5-'21
85	Noah Brown	WR	6-2	215	25	5	Ohio State	D7b-'17
88	CeeDee Lamb	WR	6-2	200	22	2	Oklahoma	D1-'20

TIGHT ENDS (2)

NO.	NAME	POS.	HT.	WT.	AGE	EXP.	COLLEGE	HOW ACQ.
86	Dalton Schultz	TE	6-5	255	25	4	Stanford	D4b-'18
89	Blake Jarwin	TE	6-5	250	27	5	Oklahoma State	UDFA-'17

OFFENSIVE LINE (9)

NO.	NAME	POS.	HT.	WT.	AGE	EXP.	COLLEGE	HOW ACQ.
52	Connor Williams	G	6-5	320	24	4	Texas	D2-'18
63	Tyler Biadasz	C	6-4	317	23	2	Wisconsin	D4b-'20
66	Connor McGovern	G	6-5	315	23	3	Penn State	D3-'19
68	Matt Farniok	G	6-5	311	23	R	Nebraska	D7-'21
69	Brandon Knight	T	6-4	315	24	3	Indiana	UDFA-'19
70	Zack Martin	G	6-4	315	30	8	Notre Dame	D1-'14
77	Tyron Smith	T	6-5	305	30	11	Southern California	D1-'11
78	Terence Steele	T	6-6	320	24	2	Texas Tech	UDFA-'20
79	Ty Nsekhe	T	6-8	330	35	8	Texas State	UFA(Buf)-'21

DEFENSIVE LINE (9)

NO.	NAME	POS.	HT.	WT.	AGE	EXP.	COLLEGE	HOW ACQ.
54	Azur Kamara	DE	6-3	245	22	2	Kansas	UDFA-'20
56	Bradlee Anae	DE	6-3	260	23	2	Utah	D5-'20
59	Chauncey Golston	DE	6-5	268	23	R	Iowa	D3b-'21
91	Carlos Watkins	DE	6-3	297	27	5	Clemson	UFA(Hou)-'21
92	Dorance Armstrong	DE	6-4	260	24	4	Kansas	D4a-'18
93	Tarell Basham	DE	6-4	266	27	5	Ohio	UFA(NYJ)-'21
95	Brent Urban	DE	6-7	305	30	8	Virginia	UFA(Chi)-'21
97	Osa Odighizuwa	DT	6-2	282	23	R	UCLA	D3a-'21
98	Quinton Bohanna	DT	6-4	327	22	R	Kentucky	D6a-'21

LINEBACKERS (6)

NO.	NAME	POS.	HT.	WT.	AGE	EXP.	COLLEGE	HOW ACQ.
9	Jaylon Smith	LB	6-2	240	26	5	Notre Dame	D2-'16
11	Micah Parsons	LB	6-3	246	22	R	Penn State	D1-'21
14	Jabril Cox	LB	6-3	233	23	R	Louisiana State	D4a-'21
42	Keanu Neal	LB	6-0	211	26	5	Florida	D1-'16
55	Leighton Vander Esch	LB	6-4	255	25	4	Boise State	D1-'18
57	Luke Gifford	LB	6-3	245	26	3	Nebraska	UDFA-'19

DEFENSIVE BACKS (11)

NO.	NAME	POS.	HT.	WT.	AGE	EXP.	COLLEGE	HOW ACQ.
6	Donovan Wilson	S	6-0	200	26	3	Texas A&M	D6-'19
7	Trevon Diggs	CB	6-1	203	23	2	Alabama	D2-'20
18	Damontae Kazee	S	5-11	174	28	5	San Diego State	UFA(Atl)'21
25	Nahshon Wright	CB	6-4	183	22	R	Oregon State	D3c-'21
26	Jourdan Lewis	CB	5-10	186	26	5	Michigan	D3-'17
27	Jayron Kearse	S	6-4	220	27	5	Clemson	FA-'21
28	Malik Hooker	FS	6-1	212	25	5	Ohio State	FA-'21
29	C.J. Goodwin	CB	6-3	187	31	6	California (PA)	PS(Cin)-'18
30	Anthony Brown	CB	5-11	188	27	6	Purdue	D6a-'16
31	Maurice Canady	CB	6-1	193	27	5	Virginia	UFA(Hou)-'20
38	Israel Mukuamu	S	6-4	212	21	R	South Carolina	D6b-'21

SPECIALISTS (3)

NO.	NAME	POS.	HT.	WT.	AGE	EXP.	COLLEGE	HOW ACQ.
2	Greg Zuerlein	K	6-0	195	33	10	Missouri Western	UFA(LAR)-'20
5	Bryan Anger	P	6-3	205	32	10	California	FA-'21
44	Jake McQuaide	LS	6-2	235	33	11	Ohio State	UFA(LAR)-'21

HOW THE COWBOYS WERE BUILT/CONTRACT STATUS

YEAR	DRAFT PICKS (38)	FREE AGENTS (16)	COLLEGE FREE AGENTS (10)	TRADES/WAIVERS (3)	PRACTICE SQUAD (1)
2011	T. Smith (1st)				
2014	Z. Martin (1st) D. Lawrence (2nd) *				
2015	R. Gregory (2nd) #		L. Collins (UDFA-'15) -		
2016	E. Elliott (1st) K. Neal (1st) J. Smith (2nd) D. Prescott (4th) A. Brown (6th)				
2017	J. Lewis (3rd) N. Brown (7th)	B. Jarwin (UDFA-'17)			
2018	L. Vander Esch (1st) C. Williams (2nd) M. Gallup (3rd) * D. Armstrong (4th) D. Schultz (4th-b) C. Wilson (6th-b)			A. Cooper (T Oak -'18)	C. Goodwin (PS Cin -'18)
2019	T. Hill (2nd) ¶ C. McGovern (3rd) T. Pollard (4th) D. Wilson (6th)	L. Gifford (UDFA-'19)	M. Hyatt (UDFA-'19) * B. Knight (UDFA-'19)		
2020	C. Lamb (1st) T. Diggs (2nd) N. Gallimore (3rd) * R. Robinson (4th-a) * T. Biadasz (4th-b) B. Anae (5th)	M. Canady (UFA Hou -'20) H. Niswander (FA-'20) * C. Rush (FA-'20) G. Zuerlein (UFA LAR -'20)	F. Bernard (UDFA-'20) * R. Dowdle (UDFA-'20) * A. Kamara (UDFA-'20) S. McKeon (UDFA-'20) * S. Olonilua (UDFA-'20) * T. Steele (UDFA-'20)	M. Turner (W GB -'20) *	
2021	M. Parsons (1st) K. Joseph (2nd) * O. Odighizuwa (3rd-a) C. Golston (3rd-b) N. Wright (3rd-c) J. Cox (4th-a) J. Ball (4th-b) * S. Fehoko (5th) Q. Bohanna (6th-a) I. Mukuamu (6th-b) M. Farniok (7th)	B. Anger (FA-'21) T. Basham (UFA NYJ -'21) C. Clement (FA-'21) M. Hooker (FA-'21) D. Kazee (UFA Atl -'21) J. Kearse (FA-'21) J. McQuaide (UFA LAR -'21) T. Nsekhe (UFA Buf -'21) B. Urban (UFA Chi -'21) C. Watkins (UFA Hou -'21)	T. Vasher (UDFA-'21) ¶	W. Grier (W Car -'21)	

Key: * Reserve/Injured, - Reserve/Suspended, # Reserve/COVID-19, **¶** Reserve/Physically Unable to Perform, **¶** Reserve/Non-Football Injury

CONTRACT STATUS					
PLAYER	SIGNED THROUGH	PLAYER	SIGNED THROUGH	PLAYER	SIGNED THROUGH
Bradlee Anae	2023	Chauncey Golston	2024	Osa Odighizuwa	2024
Bryan Anger	2021	C.J. Goodwin	2022	Micah Parsons	2024
Dorance Armstrong	2021	Randy Gregory #	2021	Tony Pollard	2022
Josh Ball *	2024	Will Grier	2022	Dak Prescott	2024
Tarell Basham	2022	Malik Hooker	2021	Reggie Robinson *	2023
Francis Bernard *	2021	Mitch Hyatt *	2021	Cooper Rush	2022
Tyler Biadasz	2023	Blake Jarwin	2023	Dalton Schultz	2021
Quinton Bohanna	2024	Kelvin Joseph *	2024	Jaylon Smith	2025
Anthony Brown	2022	Azur Kamara	2022	Tyron Smith	2023
Noah Brown	2021	Damontae Kazee	2021	Terence Steele	2022
Maurice Canady	2021	Jayron Kearse	2021	Malik Turner *	2021
Corey Clement	2021	Brandon Knight	2021	Brent Urban	2021
Amari Cooper	2024	CeedDee Lamb	2023	Leighton Vander Esch	2021
Jabril Cox	2024	DeMarcus Lawrence *	2023	T.J. Vasher ¶	2023
Trevon Diggs	2023	Jourdan Lewis	2023	Carlos Watkins	2021
Rico Dowdle *	2022	Zack Martin	2024	Connor Williams	2021
Ezekiel Elliott	2026	Connor McGovern	2022	Cedrick Wilson	2021
Matt Farniok	2024	Sean McKeon *	2022	Donovan Wilson	2022
Simi Fehoko	2024	Jake McQuaide	2021	Nahshon Wright	2024
Neville Gallimore *	2023	Israel Mukuamu	2024	Greg Zuerlein	2022
Michael Gallup *	2021	Hunter Niswander *	2022		
Luke Gifford	2021	Ty Nsekhe	2021		

WHEN BUILT/WHEN THEY GOT TO THE COWBOYS

1st Round (9)

[9] Tyron Smith (2011)
 [16] Zack Martin (2014)
 [4] Amari Cooper (2015-OAK)
 [4] Ezekiel Elliott (2016)
 [17] Keanu Neal (2016-ATL)
 [15] Malik Hooker (2017-IND)
 [19] Leighton Vander Esch (2018)
 [17] CeeDee Lamb (2020)
 [12] Micah Parsons (2021)

2nd Round (7)

[34] DeMarcus Lawrence (2014)*
 [60] Randy Gregory (2015)#
 [34] Jaylon Smith (2016)
 [50] Connor Williams (2018)
 [58] Trysten Hill (2019)Ω
 [51] Trevon Diggs (2020)
 [44] Kelvin Joseph (2021)*

3rd Round (10)

[70] Bryan Anger (2012-JAX)
 [80] Tarell Basham (2017-IND)
 [92] Jourdan Lewis (2017)
 [81] Michael Gallup (2018)*
 [90] Connor McGovern (2019)
 [100] Will Grier (2019-CAR)
 [82] Neville Gallimore (2020)*
 [75] Osa Odighizuwa (2021)
 [84] Chauncey Golston (2021)
 [99] Nahshon Wright (2021)

4th Round (10)

[134] Brent Urban (2014-BAL)
 [135] Dak Prescott (2016)
 [142] Carlos Watkins (2017-HOU)
 [116] Dorance Armstrong (2018)
 [137] Dalton Schultz (2018)
 [128] Tony Pollard (2019)
 [123] Reggie Robinson (2020)*
 [146] Tyler Biadasz (2020)
 [115] Jabril Cox (2021)
 [138] Josh Ball (2021)*

5th Round (3)

[149] Damontae Kazee (2017-ATL)
 [179] Bradlee Anae (2020)
 [179] Simi Fehoko (2021)

6th Round (7)

[171] Greg Zuerlein (2012-STL)
 [189] Anthony Brown (2016)
 [209] Maurice Canady (2016-BAL)
 [208] Cedrick Wilson (2018)
 [213] Donovan Wilson (2019)
 [192] Quinton Bohanna (2021)
 [227] Israel Mukuamu (2021)

7th Round (3)

[244] Jayron Kears (2016-MIN)
 [239] Noah Brown (2017)
 [238] Matt Farniok (2021)

Undrafted (18)

Jake McQuaide (2011-STL)
 Ty Nsekhe (2012-IND)
 C.J. Goodwin (2014-PIT)
 La'el Collins (2015)-
 Corey Clement (2017-PHI)
 Blake Jarwin (2017)
 Cooper Rush (2017)
 Luke Gifford (2019)
 Mitch Hyatt (2019)*
 Brandon Knight (2019)
 Francis Bernard (2020)*
 Rico Dowdle (2020)*
 Azur Kamara (2020)
 Sean McKeon (2020)*
 Hunter Niswander (2020)*
 Sewo Olonilua (2020)*
 Terence Steele (2020)
 T.J. Vasher (2021)δ

Key: * Reserve/Injured, # Reserve/COVID-19, Ω Reserve/Physically Unable to Perform, - Reserve/Suspended, δ Reserve/Non-Football Injury

WHEN THEY GOT TO THE COWBOYS

2011 (1)

Tyron Smith, Round 1

2014 (2)

Zack Martin, Round 1
 DeMarcus Lawrence, Round 2*

2015 (2)

Randy Gregory, Round 2#
 La'el Collins, UDFA-

2016 (5)

Ezekiel Elliott, Round 1
 Keanu Neal, Round 1
 Jaylon Smith, Round 2
 Dak Prescott, Round 4
 Anthony Brown, Round 6

2017 (3)

Jourdan Lewis, Round 3
 Noah Brown, Round 7
 Blake Jarwin, FA

2018 (8)

Leighton Vander Esch, Round 1
 Connor Williams, Round 2
 Michael Gallup, Round 3*
 Dorance Armstrong, Round 4
 Dalton Schultz, Round 4
 Cedrick Wilson, Round 6
 Amari Cooper, Trades (OAK)
 C.J. Goodwin, Practice Squad (CIN)

2019 (7)

Trysten Hill, Round 2Ω
 Connor McGovern, Round 3
 Tony Pollard, Round 4
 Donovan Wilson, Round 6
 Luke Gifford, FA
 Mitch Hyatt, UDFA*
 Brandon Knight, UDFA

2020 (16)

CeeDee Lamb, Round 1
 Trevon Diggs, Round 2
 Neville Gallimore, Round 3*
 Tyler Biadasz, Round 4
 Reggie Robinson, Round 4*
 Bradlee Anae, Round 5
 Francis Bernard, UDFA*
 Maurice Canady, FA (HOU)
 Rico Dowdle, UDFA*
 Azur Kamara, UDFA
 Sean McKeon, UDFA*
 Hunter Niswander, FA*
 Sewo Olonilua, UDFA*
 Cooper Rush, FA
 Terence Steele, UDFA
 Greg Zuerlein, FA (STL)

2021 (23)

Micah Parsons, Round 1
 Kelvin Joseph, Round 2*
 Chauncey Golston, Round 3
 Osa Odighizuwa, Round 3
 Nahshon Wright, Round 3
 Josh Ball, Round 4*
 Jabril Cox, Round 4
 Simi Fehoko, Round 5
 Quinton Bohanna, Round 6
 Israel Mukuamu, Round 6
 Matt Farniok, Round 7
 Bryan Anger, FA
 Tarell Basham, UFA (NYJ)
 Corey Clement, FA
 Will Grier, Waivers (CAR)
 Malik Hooker, FA
 Damontae Kazee, UFA (ATL)
 Jayron Kears, FA
 Jake McQuaide, UFA (STL)
 Ty Nsekhe, UFA (BUF)
 Brent Urban, UFA (CHI)
 T.J. Vasher, UDFAδ
 Carlos Watkins, UFA (HOU)



NON-MEDIA GUIDE BIOS



2021 NON-MEDIA GUIDE BIOS

COREY CLEMENT (CLEM-ent)
32 • Running Back
5-10 • 220 • 11/2/94
Wisconsin • FA-21
NFL: 5th Year • Cowboys: 1st year
Games/Starts: 2020-15/0-Phi; Career-46/0
Postseason: 2020-0/0; Career-3/0

PRO: The Dallas Cowboys signed fifth-year running back Corey Clement prior to Week 1 to fill an important special teams void and provide depth to the running back room after Rico Dowdle (hip) landed on Reserve/Injured. Clement, who spent his first four seasons in Philadelphia, arrives in Dallas after spending 2021 training camp with the N.Y. Giants. Clement played in 46 regular season games for the Eagles, contributing mostly on special teams. His 742 special teams snaps were near the top of the team, and he has experience returning punts and kicks in Philadelphia. Clement was an undrafted free agent in 2017 and had an outstanding performance in Philadelphia's Super Bowl LII win against New England, catching four passes for 100 yards and a touchdown. Going into 2021, Clement will serve as a much-needed role player in the Cowboys backfield.

TRANSACTION SUMMARY:

- 9/2/21:** Signed with Dallas as a free agent.
- 5/16/21:** Signed with the N.Y. Giants as a free agent and waived (8/31).
- 4/29/20:** Signed a one-year contract with Philadelphia.
- 10/11/19:** Placed on Reserve/Injured with a shoulder injury.
- 12/11/18:** Placed on Reserve/Injured with a knee injury.
- 5/11/17:** Signed with Philadelphia as a rookie free agent.

2020 (Philadelphia):

- Played in 15 games for the Eagles, mainly on special teams, earning 21 carries for 75 yards and five receptions for 25 yards on offense.
- Scored his only rushing touchdown of the season on a five-yard scamper at the N.Y. Giants (11/15).
- Finished with season-highs of five carries and 24 yards against Dallas (11/1).

2019 (Philadelphia):

- Played the season's first four games before a shoulder injury on Oct. 11 landed him on the Reserve/Injured list for the rest of the season.
- Did not tally a carry nor reception in his four appearances.

2018 (Philadelphia):

- In 11 games, finished with career-best totals of 22 receptions for 192 yards and ran for 259 yards and two touchdowns on 68 carries.
- Started to showcase his special teams ability in the NFL, leading the Eagles in total kickoff return yards (333) and return average (25.6 yards).
- Caught a career-high five passes for 55 yards and scored a 15-yard rushing touchdown at Tampa Bay (9/16).
- Posted career-high totals of 16 carries for 56 yards against Indianapolis (9/23).
- Suffered a knee injury at Dallas (12/9) and was placed on Reserve/Injured for the remainder of the season.

2017 (Philadelphia):

- As a rookie, played in 16 regular season games, and three postseason contests, in his most productive NFL season.
- Finished the season with 74 carries, 321 yards and four touchdowns to go along with 10 receptions and two receiving touchdowns.
- Showcased a career performance during the Eagles Super Bowl LII win over New England. He posted a career-high 100 receiving yards, including a 22-yard touchdown catch, to become the fourth rookie in NFL history with 100-plus receiving yards in the Super Bowl.
- Fielded the snap on one of the most memorable trick plays in Super Bowl history, the "Philly Special," when Nick Foles caught a touchdown pass from wide receiver Trey Burton in the fourth quarter of Super Bowl LII.
- His six touchdowns in the regular season tied for the fourth-most by an Eagles rookie running back.
- Tallied a career-best three touchdowns – two rushing, one receiving – in the 51-23 win against Denver (11/5).

COLLEGE:

- A four-year letterwinner who was a member of the all-time winningest senior class in Wisconsin history (team went 41-13 from 2013-16).
- In 43 career appearances, with 15 starts, ran for 3,092 yards and 36 touchdowns on 575 carries, while adding 29 catches for 279 yards and two touchdowns.
- As a senior, earned first-team All-Big Ten honors after posting career-highs in carries (314), rushing yards (1,375) and touchdowns (15) in 13 games. Finished his senior season with eight 100-yard rushing games.
- Played in just four games as a junior after suffering a mid-season injury. Logged 48 carries for 221 yards and five touchdowns in 2015, including a season-best 115 rushing yards and three touchdowns on 11 carries against Rutgers.
- In 2014 as a sophomore, carried the ball 147 times for 949 yards (6.5 avg) and nine touchdowns. Combined with Melvin Gordon to set the single-season FBS record for rushing yards by teammates (3,536).
- Played in 12 games as a freshman, rushing for 547 yards on 67 carries (8.2 avg) with seven touchdowns.

PERSONAL:

- Rated a four-star recruit out of Glassboro, N.J., High School, where he finished his career with 6,245 rushing yards, 34 rushing scores and 90 total touchdowns.
- As a two-way player his senior year, earned first-team all-state honors after rushing for 2,323 yards and 33 touchdowns while also collecting 47 tackles and 8.0 sacks.
- Set the New Jersey state single-game record with 479 rushing yards against Gloucester City.
- Graduated in 2017 with his bachelor's degree in life sciences communication from Wisconsin.

CLEMENT'S NFL TOTALS

Year Team	GP-GS	RUSHING					RECEIVING				
		No	Yds	Avg	Long	TD	No	Yds	Avg	Long	TD
2017 Philadelphia	16-0	74	321	4.3	28	4	10	123	12.3	28	2
2018 Philadelphia	11-0	68	259	3.8	32	2	22	192	8.7	23	0
2019 Philadelphia	4-0	0	0	0.0	0	0	0	0	0.0	0	0
2020 Philadelphia	15-0	21	75	3.6	7	1	5	25	5.0	12	0
Totals	46-0	163	655	4.0	32	7	37	340	9.2	28	2
Playoffs											
2017 Philadelphia	3-0	6	33	5.5	14	0	10	139	13.9	55	1
Year Team		KICKOFF RETURNS					PUNT RETURNS				
		No	Yds	Avg	Long	TD	No	Yds	Avg	FC	Long
2017 Philadelphia		2	49	24.5	35	0	0	0	0.0	0	0
2018 Philadelphia		13	333	25.6	48	0	6	17	2.8	2	10
2019 Philadelphia		3	73	24.3	26	0	1	0	0.0	0	0
2020 Philadelphia		1	22	22.0	22	0	2	0	0.0	0	0
Totals		19	477	25.1	48	0	0	17	2.4	2	10

ADDITIONAL STATISTICS

Special Teams Tackles – 2017 (4-2-6) 2018 (2-1-3), 2019 (1-0-1), 2020 (4-1-5). **Totals: (11-4-15).**

SINGLE-GAME HIGHS

Carries – 16 vs. Indianapolis, 9/23/18
Rushing Yards – 56 vs. Indianapolis, 9/23/18
Long Run – 32 vs. N.Y. Giants, 11/25/18
Receptions – 5 at Tampa Bay, 9/16/18
Receiving Yards – 55 at Tampa Bay, 9/16/18
Kickoff Returns – 4 at New Orleans, 11/18/18
Kickoff Return Yards – 114 at New Orleans, 11/18/18
Long Kickoff Return – 48 at New Orleans, 11/18/18

WILL GRIER**3 • Quarterback**

6-1 • 220 • 4/3/95
 West Virginia • W(Car)-21
 NFL: 3rd year • Cowboys: 1st year
 Games/Starts: 2020-0/0; Career-2/2
 Postseason: 2020-0/0; Career-0/0



PRO: The Dallas Cowboys added more competition for the backup quarterback spot when they claimed Will Grier off waivers following training camp. Grier, a former Heisman Trophy Finalist at West Virginia, comes to Dallas after spending his first two NFL seasons with the Carolina Panthers. Grier started two games in his rookie season before not seeing any action in 2020. As a former college standout who spent the 2015 season at Florida with current Cowboys Quarterbacks Coach Doug Nussmeier, Grier looks to compete for the lead backup to Prescott.

TRANSACTION SUMMARY:

9/1/21: Claimed off waivers by Dallas.

8/31/21: Waived by Carolina.

5/9/19: Drafted in the third round (100th overall) by Carolina.

2020 (Carolina):

- Did not appear in any games and was inactive for nine of the final eleven contests.

2019 (Carolina):

- Played and started in the final two games, completing 28-of-52 passes for 228 yards and four interceptions.
- Made his NFL debut at Indianapolis, completing 27-of-44 passes for 224 yards and three interceptions.

COLLEGE:

- Three-year starter at West Virginia where he was a Heisman Trophy Finalist and fourth-team All-American in 2018.
- As a senior, led the NCAA in passing yards-per-game (305.6) and ranked fifth in the nation in career pass efficiency (165.1). He also ranked second in the country in touchdown passes (37) and third in passing yards (3,864), along with a career-best 67.0% completion rate.
- Named Maxwell Award Finalist, Johnny Unitas Golden Arm Award Top 5 Finalist and Manning Award Finalist for his efforts in 2018.
- In 2017 started the first eleven games before a hand injury ended his season. Despite the injury, finished with All-Big 12 second-team honors after throwing for 3,490 yards and 34 touchdowns.
- Sat out the 2016 season due to NCAA transfer requirements.
- Played in six games as a true freshman at Florida under the watch of then Gators Offensive Coordinator Doug Nussmeier. In his six appearances during 2015, completed 65.9% of his passes for 1,204 yards, 10 touchdowns and just three interceptions.

Will Grier, cont.

PERSONAL:

- Played quarterback under his father, Chad Grier, at Davidson Day School in Davidson, N.C., Day School.
- Threw for 4,989 yards as a senior and led the nation with 77 touchdowns, along with 1,251 rushing yards and 13 scores on the ground.
- Named the 2013 Parade National Player of the Year, Maxwell Player of the Year and Tom Lemming Offensive Player of the Year.
- Named Mr. Football USA as the nation's top high school player and was a first-team All-American, according to both MaxPreps and 247 Sports.
- Named the Gatorade North Carolina Player of the Year as a junior and senior.
- Earned an invite to the 2014 U.S. Army All-American Bowl, where his 51-yard pass resulted in the longest play of the game.
- Graduated with his bachelor's degree in multidisciplinary studies from West Virginia.

GRIER'S NFL TOTALS

Year Team	GP-GS	PASSING										
		Att	Cmp	Pct	Yds	Yds/Att	TD	TD%	Int	Int%	Long	Sacks
2019 Carolina.....	2-2	52	28	53.8	228	4.4	0	0.0	4	7.7	28	6/44
2020 Carolina.....	0-0	0	0	0	0	0	0	0.0	0	0.0	0	0/0
Totals	2-2	52	28	53.8	228	4.4	0	0.0	4	7.7	28	6/44

Year Team	RUSHING					
	No	Yds	Avg	Long	TD	
2019 Carolina.....	7	22	3.1	11	0	
2020 Carolina.....	0	0	0.0	0	0	
Totals	7	22	3.1	11	0	

MALIK HOOKER

28 • Safety

6-1 • 214 • 4/2/96
 Ohio State • FA-21
 NFL: 5th year • Cowboys: 1st year
 Games/Starts: 2020-2/2-Ind; Career-36/35
 Postseason: 2020-0/0; Career-1/1



PRO: The Dallas Cowboys improved their secondary when they signed Malik Hooker the first week of training camp. Hooker, the former 15th overall pick from the 2017 NFL Draft, arrives in Dallas after spending the first four years of his career with the Indianapolis Colts. The fifth-year safety has displayed his ability to perform at a high level and could be the player Dallas has coveted from the safety position. His four seasons have not come without struggle, as he missed 14 games in 2020 with a torn Achilles and more than half of his rookie season with a torn ACL and MCL. Despite being sidelined two times, Hooker has 35 starts in 36 games played and has picked off seven passes, recovered a pair of fumbles, made 123 tackles and broke up 11 passes.

TRANSACTION SUMMARY:

7/27/21: Signed a one-year contract with Dallas through 2021.

9/22/20: Placed on Reserve/Injured with an Achilles injury.

10/24/17: Placed on Reserve/Injured with a knee injury.

4/27/17: Drafted in the first round (15th overall) by Indianapolis.

2020 (Indianapolis):

- Was limited to starts in just two games played before tearing his Achilles in the game against Minnesota (9/20) and missing the remainder of the season.
- Opened the year at Jacksonville with five tackles, then added two against the Vikings before the injury.

2019 (Indianapolis):

- Started 13-of-13 games played, missing three with a knee injury and finished the year with 51 tackles, one for a loss, two interceptions, three breakups and a fumble recovery.
- Had five tackles and an interception in the opener at the LA Chargers (9/8).
- Missed three games (Games 4-6) with a knee injury, but returned to log consecutive five-tackle games against Denver (10/27) and at Pittsburgh (11/3), adding his first career tackle for loss in the Steelers game.
- Recovered a fumble against Tennessee (12/1) and had a season-best 10 stops along with his second interception of the season at Tampa Bay (12/8).

2018 (Indianapolis):

- After rehabbing a knee injury suffered as a rookie, returned to start all 14 games he played, missing two with a hip injury.
- Tallied 44 tackles, two interceptions, four breakups and a fumble recovery on the year.
- Notched a career-best 12 tackles at New England (10/4), then picked off his first pass of the season the next game at the N.Y. Jets (10/14).
- After missing the game at Oakland (10/28) with a hip injury, recovered his first career fumble in the game against Jacksonville (11/11) before missing the Tennessee (11/18) game with the hip.
- Added his second interception of the year against the N.Y. Giants (12/23).

2017 (Indianapolis):

- After being selected 15th overall in the NFL Draft, started six of the seven games he played before landing on Reserve/Injured with a knee injury.
- Posted 21 tackles, four breakups and three interceptions.
- Made his NFL debut at the LA Rams (9/10) and had three tackles with one stop on special teams.
- Picked off a pass in three consecutive games - against Arizona (9/17), Cleveland (9/24) and at Seattle (10/1).
- Logged a season-high five tackles against San Francisco (10/8), then played in the next two games, suffering a knee injury against Jacksonville (10/22).

Malik Hooker, cont.

COLLEGE:

- Started 13 of the 26 games he played as a safety at Ohio State, helping lead the Buckeyes to a 2015 Fiesta Bowl win and an appearance in the 2016 College Football Playoff.
- Ended his collegiate career with 84 tackles, 5.5 for loss, a half sack, seven interceptions - three returned for touchdowns - and 11 breakups.
- Led the nation with three interceptions returned for touchdowns as a sophomore in 2016, ranked second with 181 interception return yards and third with seven interceptions. Named first-team All-America and was a Thorpe Award semifinalist, starting all 13 games, adding 74 tackles, 5.5 for loss and half a sack.
- Played in all 13 games, including the Fiesta Bowl in 2015 as a redshirt freshman.
- Redshirted as a true freshman in 2014.

PERSONAL:

- Played two seasons of football as a wide receiver and cornerback at New Castle, Pa., High School, helping his squad to the state playoffs as a senior in 2013.
- Was a Division I basketball recruit after winning consecutive league championships as a sophomore and junior.

HOOKEER'S NFL TOTALS

		DEFENSE								INTERCEPTIONS					FUMBLES REC				
Year Team	GP-GS	ST	AT	TT	Sks-Yds	Tkl/Ls	QB Prs	PBU	FF	No	Yds	Avg	Lg	TD	No	Yds	Avg	Lg	TD
2017 Indianapolis	7-6	15	6-	21	0.0(0)	0(0)	0	4	0	3	73	24.3	32	0	0	0	0.0	0	0
2018 Indianapolis	14-14	30	14-	44	0.0(0)	0(0)	0	4	0	2	34	17.0	27	0	1	0	0.0	0	0
2019 Indianapolis	13-13	30	21-	51	0.0(0)	1(-3)	0	3	0	2	39	19.5	26	0	1	3	3.0	3	0
2020 Indianapolis	2-2	5	2-	7	0.0(0)	0(0)	0	0	0	0	0	0.0	0	0	0	0	0.0	0	0
Totals	36-35	80	43-	123	0.0(0)	1(-3)	0	11	0	7	146	20.9	32	0	2	3	1.5	3	0
Playoffs																			
2018 Indianapolis	1-1	1	1-	2	0.0(0)	0(0)	0	0	0	0	0	0.0	0	0	0	0	0.0	0	0

ADDITIONAL STATISTICS
Special Teams Tackles – 2017 (1-0-1).

SINGLE-GAME HIGHS
Total Tackles – 12 at New England, 10/4/18

HOOKEER'S CAREER GAME-BY-GAME DEFENSE

2017 (Indianapolis)

Game	ST	AT	TT	Tkl/Ls	PBU	INTs			
						No/Yds	Lg	TD	
L-@ LAR 9/10	2	1-	3						
L-Ari 9/17	1	1-	2		1	1/32	32	0	
W-Cle 9/24	2	1-	3		1	1/12	12	0	
L-@ Sea 10/1	1	2-	3		1	1/29	29	0	
W-SF 10/8	4	1-	5						
L-@ Ten 10/16	3	0-	3		1				
L-Jac 10/22	2	0-	2						
L-@ Cin 10/29						RESERVE/INJURED-Knee			
W-@ Hou 11/5						RESERVE/INJURED-Knee			
L-Pit 11/12						RESERVE/INJURED-Knee			
L-Ten 11/26						RESERVE/INJURED-Knee			
L-@ Jac 12/3						RESERVE/INJURED-Knee			
L-@ Buf 12/10						RESERVE/INJURED-Knee			
L-Den 12/14						RESERVE/INJURED-Knee			
L-@ Bal 12/23						RESERVE/INJURED-Knee			
W-Hou 12/31						RESERVE/INJURED-Knee			
Totals	15	6-	21		4	3/73	32	0	

2018 (Indianapolis)

Game	ST	AT	TT	Tkl/Ls	PBU	INTs			
						No/Yds	Lg	TD	
L-Cin 9/9	4	0-	4						
W-@ Was 9/16	1	0-	1						
L-@ Phi 9/23	6	0-	6		1				
L-Hou 9/30	2	0-	2						
L-@ NE 10/4	4	8-	12						
L-@ NYJ 10/14	1	0-	1		1	1/27	27	0	
W-Buf 10/21	0	1-	1						
W-@ Oak 10/28						INACTIVE/INJURED-Hip			
W-Jac 11/11	4	0-	4						
W-Ten 11/18						INACTIVE/INJURED-Hip			
W-Mia 11/25	1	1-	2						
L-@ Jac 12/2									
W-@ Hou 12/9	1	0-	1						
W-Dal 12/16	0	1-	1						
W-NYG 12/23	4	2-	6		1	1/7	7	0	
W-@ Ten 12/30	2	1-	3		1				
Totals	30	14-	44		4	2/34	27	0	

Playoffs

W- @ Hou 1/5/19	1	1-	2						
L- @ KC 1/12/19						INACTIVE/INJURED-Hip			
Totals	1	1-	2						

2019 (Indianapolis)

Game	ST	AT	TT	Tkl/Ls	PBU	INTs			
						No/Yds	Lg	TD	
L-@ LAC 9/8	4	1-	5		1	1/26	26	0	
W-@ Ten 9/15	3	0-	3						
W-Atl 9/22	1	1-	2						
L-Oak 9/29						INACTIVE/INJURED-Knee			
W-@ KC 10/6						INACTIVE/INJURED-Knee			
W-Hou 10/20						INACTIVE/INJURED-Knee			
W-Den 10/27	3	2-	5						
L-@ Pit 11/3	3	2-	5	1(-3)					
L-Mia 11/10	1	2-	3						
W-Jac 11/17	0	3-	3		1				
L-@ Hou 11/21	2	5-	7						
L-Ten 12/1	1	3-	4						
L-@ TB 12/8	9	1-	10		1	1/13	13	0	
L-@ NO 12/16	1	1-	2						
W-Car 12/22	2	0-	2						
L-@ Jac 12/29									
Totals	30	21-	51	1(-3)	3	2/39	13	0	

2020 (Indianapolis)

Game	ST	AT	TT	Tkl/Ls	PBU	INTs			
						No/Yds	Lg	TD	
L-@ Jac 9/13	3	2-	5						
W-Min 9/20	2	0-	2						
W-NYJ 9/27						RESERVE/INJURED-Achilles			
W-@ Chi 10/4						RESERVE/INJURED-Achilles			
L-@ Cle 10/11						RESERVE/INJURED-Achilles			
W-Cin 10/18						RESERVE/INJURED-Achilles			
W-@ Det 11/1						RESERVE/INJURED-Achilles			
L-Bal 11/8						RESERVE/INJURED-Achilles			
W-@ Ten 11/12						RESERVE/INJURED-Achilles			
W-GB 11/22						RESERVE/INJURED-Achilles			
L-Ten 11/29						RESERVE/INJURED-Achilles			
W-@ Hou 12/6						RESERVE/INJURED-Achilles			
W-@ LV 12/13						RESERVE/INJURED-Achilles			
W-Hou 12/20						RESERVE/INJURED-Achilles			
L-@ Pit 12/27						RESERVE/INJURED-Achilles			
W-Jac 1/3/21						RESERVE/INJURED-Achilles			
Totals	5	2-	7						

Playoffs

L-@ Buf 1/9/21						RESERVE/INJURED-Achilles			
----------------	--	--	--	--	--	--------------------------	--	--	--