



NFL PLAYOFFS
WILD CARD GAME - SUNDAY, JANUARY 16, 2022
DALLAS COWBOYS VS. SAN FRANCISCO 49ERS
AT&T STADIUM - ARLINGTON, TX. - 3:30 P.M. (CST)

DELIVERED BY UPS:



QUICK FACTS:

DALLAS COWBOYS (12-5)
 VS.
 SAN FRANCISCO 49ERS (10-7)

Postseason Series Record:
 Dallas leads the series 5-2

Last Meeting in Playoffs:
 @ San Francisco 38, Dallas 28, Jan. 15, 1995 (Divisional Game)

Last Postseason Meeting in Dallas:
 Dallas 38, San Francisco 21, Jan. 23, 1994 (NFC Championship)

Last Cowboys Postseason Win vs. SF:
 Dallas 38, San Francisco 21, Jan. 23, 1994 (NFC Championship)

Series Notable:
 Dallas is 2-0 at home in the playoffs against San Francisco.

★ **BY THE NUMBERS** ★

6

Dallas finished 2021 with a league-leading 530 points and a league-best 34 takeaways, becoming the sixth team since the NFL Merger to lead the league in both scoring and takeaways (Carolina, 2015; Green Bay, 2011; Washington, 1983; Buffalo, 1975 and Dallas, 1971).

34

2021 marks the 34th postseason appearance by the Dallas Cowboys - second most all-time behind the Green Bay Packers, who have 35 postseason appearances in their history.

530

Dallas scored points in record setting fashion in 2021, leading the league in 2021 and establishing a new franchise high with 530 total points - the 12th highest total in NFL history.

| DATE | REGULAR SEASON (TV) | KICKOFF |
|--------------------|---------------------------------|-------------|
| Thurs., Sept. 9 | @ Tampa Bay (NBC) | L, 29-31 |
| Sun., Sept. 19 | @ LA Chargers (CBS) | W, 20-17 |
| Mon., Sept. 27 | PHILADELPHIA (ESPN) | W, 41-21 |
| Sun., Oct. 3 | CAROLINA (FOX) | W, 36-28 |
| Sun., Oct. 10 | N.Y. GIANTS (FOX) | W, 44-20 |
| Sun., Oct. 17 | @ New England (CBS) | W, 35-29 |
| Sun., Oct. 24 | BYE | |
| Sun., Oct. 31 | @ Minnesota (NBC)* | W, 20-16 |
| Sun., Nov. 7 | DENVER (FOX) | L, 16-30 |
| Sun., Nov. 14 | ATLANTA (FOX) | W, 43-3 |
| Sun., Nov. 21 | @ Kansas City (FOX) | L, 9-19 |
| Thurs., Nov. 25 | LAS VEGAS (CBS) | L, 33-36 OT |
| Thurs., Dec. 2 | @ New Orleans (FOX/NFLN/Amazon) | W, 27-17 |
| Sun., Dec. 12 | @ Washington (FOX) | W, 27-20 |
| Sun., Dec. 19 | @ N.Y. Giants (FOX) | W, 21-6 |
| Sun., Dec. 26 | WASHINGTON (NBC) | W, 56-14 |
| Sun., Jan. 2 | ARIZONA (FOX) | L, 22-25 |
| Sat. Jan. 8 | @ Philadelphia (ESPN) | W, 51-26 |
| DATE | POSTSEASON (TV) | KICKOFF |
| Sun., Jan. 16 | SAN FRANCISCO (CBS/Nick/Amazon) | 3:30 p.m. |
| Home Games in BOLD | | |

★ TABLE OF CONTENTS ★

| | |
|---|-------|
| Dallas Cowboys media schedule | 1 |
| Dallas Cowboys OMG info | 1 |
| Cowboys PR contact info | 1 |
| Radio and TV broadcast info | 2 |
| DallasCowboys.com | 2 |
| Cowboys Round Up Week 18 | 3 |
| What to watch for | 4 |
| Mike McCarthy Facts and Figures | 5 |
| 2021 Coaching Staff | 5 |
| Mike McCarthy coaching record | 6 |
| Head coach bios | 6 |
| Pro Bowl Cowboys | 7 |
| 2021 Player Awards | 7 |
| Team Captains | 7 |
| NFC Standings | 7 |
| Cowboys Walter Payton Man of the Year Nominee | 8 |
| NFC East Championships | 8 |
| Cowboys Postseason Experience | 9 |
| Cowboys Wild Card History | 9 |
| Player highlights | 10 |
| Series history | 10 |
| Dating Game/Stat Comparison | 10 |
| AT&T Stadium stats and figures | 11 |
| A Championship Tradition | 12 |
| Pro Bowl Numbers | 12 |
| Individual Notes | 13-40 |
| Dak Prescott | 13-20 |
| Ezekiel Elliott | 21-25 |
| Tony Pollard | 25 |
| Amari Cooper | 26-27 |
| CeeDee Lamb/Wide Receivers | 28-29 |
| Dalton Schultz | 29 |
| Offensive Line Combinations | 30 |
| Offensive Notes | 31-33 |
| Trevon Diggs | 34-35 |
| Micah Parsons | 36-37 |
| DeMarcus Lawrence/Randy Gregory | 38 |
| Defensive Notes | 39 |
| Greg Zuerlein/Bryan Anger | 40 |
| Special Teams Notes | 40 |
| 2021 Regular Season Stats | 41 |
| 2021 Defensive Stats | 42 |
| 2021 Player Participation/Starters/Elevations | 43-46 |
| Unofficial Depth Chart | 47 |
| Pronunciation Guide | 47 |
| Coaching Staff | 47 |
| Alphabetical Roster | 48 |
| Numerical Roster | 49 |
| Positional Roster | 50 |
| How The Cowboys Were Built | 51 |
| Contract Status | 51 |
| Contract Analysis | 52 |
| When The Cowboys Were Built | 53 |
| Transactions by Date | 54-55 |
| Transactions by Player | 56-57 |
| Non Media Guide Bios | 58-62 |

★ BROADCAST INFO ★



CBS SPORTS - CBS11 DFW

Play-By-Play: Jim Nantz

Analyst: Tony Romo

Sideline Reporter: Tracy Wolfson



NICKELODEON

Play-By-Play: Noah Eagle

Analyst: Nate Burleson

Analyst: Gabrielle Nevaeh Green

Sideline Reporter: Dylan Gilmer



AMAZON PRIME VIDEO

Play-By-Play: Hannah Storm

Analyst: Andrea Kramer



KRLD-FM 105.3 THE FAN

Play-By-Play: Brad Sham

Analyst: Babe Laufenberg

Sideline Reporter: Kristi Scales



KMYK-FM 107.5 Mega

Play-By-Play: Victor Villalba

Analyst: Luis Perez

Sideline Reporter: Carlos Nava



COMPASS MEDIA (National)

Play-By-Play: Kevin Ray

Analyst: Danny White



Westwood One

WESTWOOD ONE (National)

Play-By-Play: Spero Dedes

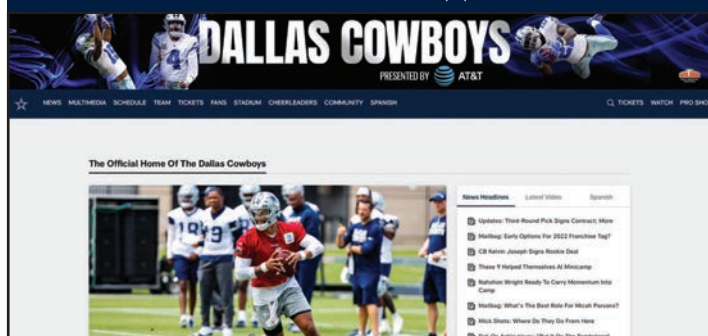
Analyst: Tony Boselli

Sideline Reporter: Laura Okmin

★ COWBOYS PR ON TWITTER ★

The official Twitter account of the Dallas Cowboys Public Relations team (@DallasCowboysPR) will provide pertinent stats, information, transactions, game updates and more throughout the week and on gameday. Follow us for the most up-to-date info related to the Cowboys organization.

★ DALLASCOWBOYS.COM ★



The Dallas Cowboys official website is your one-stop shop for all breaking news, analysis and opinion, along with unique X's and O's breakdown featured in written content, videos and radio podcasts. DallasCowboys.com offers the best collection of timely articles, press conferences and videos, combined with the best spot to purchase tickets and order merchandise from the Cowboys Pro Shop. From the latest news to the latest apparel, there is no better place to visit than DallasCowboys.com.

To view the latest press conferences featuring coaches, player interviews from daily locker room sessions, radio interviews with Cowboys front office executives and Dallas Cowboys game highlights, visit <https://www.dallascowboys.com/all-media/>



@dallascowboys



/dallascowboys



@dallascowboys



@dallascowboys



Round Up



2021 Playoffs - Wild Card Game



VS.



Dallas Cowboys (12-5) vs. San Francisco 49ers (10-7) • Jan. 16, 2022 3:30 p.m. CST

Player Spotlight

4 DAK PRESCOTT

37

- ★ Dak Prescott's 2021 season set a new standard in Cowboys lore, and with 37 touchdowns through the air, he established a franchise record for the most touchdown passes in a single season:

| Most Single-Season Passing Touchdowns in Cowboys History | | | | |
|--|-------------|-----------|-----------|--------------|
| Quarterback | Season | Pass TDs | INTs | TD/INT Ratio |
| Dak Prescott | 2021 | 37 | 10 | 3.70 |
| Tony Romo | 2007 | 36 | 19 | 1.89 |
| Tony Romo | 2014 | 34 | 9 | 3.77 |

- ★ Prescott's eight games with a 100.0 passer rating and three passing scores led the NFL in 2021 and are the most in a season in team history. He became the seventh quarterback (11th instance) in NFL history to record eight games with a 100.0 rating and three passing touchdowns in a single season:

| Most Games of 100.0 QB Rating, 3 TDs, NFL History | | |
|---|-------------|-------------------|
| Player | Season | 100.0, 3 TD Games |
| Aaron Rodgers | 2020 | 12 |
| Tom Brady | 2007 | 10 |
| Patrick Mahomes | 2018 | 10 |
| Aaron Rodgers | 2011 | 10 |
| Peyton Manning | 2013 | 9 |
| Peyton Manning | 2004 | 9 |
| Drew Brees | 2012 | 8 |
| Peyton Manning | 2014 | 8 |
| Peyton Manning | 2012 | 8 |
| Dak Prescott | 2021 | 8 |
| Y.A. Tittle | 1963 | 8 |

- ★ Prescott spread the ball around in 2021, as Dallas had four different players tally at least six receiving TDs, marking the first time in franchise history that Dallas had four players with at least six touchdowns through the air.

SCOUTING REPORT

10 Deebo Samuel ranked second in the NFL with 772 yards after the catch (YAC) in 2021, but he averaged 10.03 YAC-per-reception, which was by far the most among wide receivers.

97 San Francisco allowed opposing quarterbacks to post a passer rating of 97.0 in 2021 - the eighth-highest passer rating allowed by a defense on the year.

★ WHAT TO WATCH FOR IN WILD CARD ROUND ★

4

DAK PRESCOTT

- * Dak Prescott needs three touchdowns to tie Tony Romo (eight) for the fourth-most touchdown passes in Cowboys playoff history.
- * Prescott (103) needs 35 pass attempts to pass Craig Morton (137) for the fifth-most passing attempts in franchise postseason history.
- * Prescott had eight games in the regular season with three-or-more passing touchdowns and has one career three-touchdown game in the postseason (vs. Green Bay, 1/15/17). With three touchdown passes against San Francisco, Prescott will tie Troy Aikman, Roger Staubach and Danny White (all with two games) for the most three-touchdown games in Cowboys postseason history.

7

TREVON DIGGS

- * Trevon Diggs led the NFL with 11 interceptions and finished second in the league with 21 pass breakups. With an interception against the 49ers, Diggs would become the first player to have double-digit interceptions in the regular season along with an interception in the postseason since Antonio Cromartie (2007, San Diego Chargers). Diggs would also join Everson Walls as the only Cowboys to do so.

11

MICAH PARSONS

- * Micah Parsons finished the regular season with 13.0 sacks, a Cowboys rookie sack record and tied for the third-most sacks by an NFL rookie since the stat became official in 1982.
- * With a sack against San Francisco, Parsons would become one-of-six Cowboys rookies to record a sack in a playoff game. The last Cowboys rookie with a sack in a postseason contest was DeMarcus Lawrence (vs. Detroit, 1/4/15).
- * Parsons could become the second-youngest player in franchise history with a sack in a playoff game (22 years, 235 days), trailing Bill Bates (22 years, 203 days).

21

EZEKIEL ELLIOTT

- * Ezekiel Elliott (309) needs 27 rushing yards to pass Calvin Hill (335) for the seventh-most postseason rushing yards in Cowboys history.
- * Elliott (two) needs a rushing touchdown on Sunday to tie Don Perkins, Robert Newhouse and Scott Laidlaw for the fourth-most rushing touchdowns in franchise postseason history.
- * With a 100-yard rushing performance against San Francisco, Elliott will record his third career 100-yard game in the postseason and tie Tony Dorsett for the second-most 100-yard rushing games in Cowboys postseason history.

90

DeMARCUS LAWRENCE

- * With one sack on Sunday, DeMarcus Lawrence (2.0) will tie Tony Casillas, Ed Jones, Jimmie Jones, Leon Lett and Anthony Spencer (all with 3.0) for seventh on the team's all-time postseason sacks list (since 1982). With two sacks, he will pass Charles Haley (3.5) and tie Russell Maryland (4.0) and DeMarcus Ware (4.0) for fourth.

DALLAS COWBOYS



- * The Cowboys will play in their 64th playoff game on Sunday - the most in NFL history - and have more postseason wins against San Francisco (five) than any other team the club has faced in the playoffs.
- * Dallas is 3-1 when playing at AT&T Stadium in the postseason.
- * With a win on Sunday, Dallas (21-9) can tie San Francisco (22-9) for the second-most home playoff wins in NFL history.
- * Head coach Mike McCarthy has a 10-8 career record in the postseason. With a win against the 49ers, McCarthy would tie John Harbaugh and Pete Carroll for the third-most playoff wins (11) among active NFL head coaches.
- * The Cowboys tallied multiple takeaways in 12 of its 17 games in 2021. The last playoff game that Dallas recorded two-or-more takeaways was against Detroit (1/4/15) in the 2014 Divisional Round.
- * Dallas finished the regular season with a +14 turnover differential, which tied for first in the NFL. The last time the Cowboys finished a regular season with a turnover differential of +14-or-better was in 1981 (+18).

★ COWBOYS & BANK OF AMERICA ★



Bank of America, the Official Bank of the Dallas Cowboys, is the presenting partner of the Dallas Cowboys Wild Card Weekend game on Sunday vs. the San Francisco 49ers. Bank of America and the Dallas Cowboys have teamed up together to equip youth with vital job skills and workplace mentoring. Two students have received the opportunity to mentor under Dallas Cowboys executives to build skills and alternative pathways to successful job placement as part of the initiative.

MIKE MCCARTHY

Head Coach
2020-21



★ WINNING HEAD COACH ★

The Dallas Cowboys named Mike McCarthy the ninth head coach in franchise history on Jan. 5, 2020. Along with 13 years of head coaching experience and 13 additional years as an assistant coach in the NFL, McCarthy came to Dallas with a 125-77-2 regular season coaching record - all with the Green Bay Packers (2006-18).

After a 6-10 record in 2020 and a 12-5 record in 2021, he owns the sixth-most wins (26th all-time) and eighth-highest winning percentage among qualifying active NFL coaches. His teams have qualified for the postseason nine times, won six NFC North Division titles, made four NFC Championship Game appearances and took home a Super Bowl XLV championship.

Most Regular Season Wins by Active Head Coach

| Coach | Years | Won | Loss | Tied | Pct |
|---------------------------|------------------|------------|-------------|-------------|-------------|
| Bill Belichick..... | 1991-2021 | 290 | 143 | 0 | .669 |
| Andy Reid..... | 1999-2021 | 233 | 135 | 1 | .633 |
| Mike Tomlin..... | 2007-2021 | 154 | 85 | 2 | .643 |
| Pete Carroll..... | 1994-2021 | 152 | 104 | 1 | .592 |
| Sean Payton..... | 2006-2021 | 152 | 89 | 0 | .631 |
| Mike McCarthy..... | 2006-2021 | 143 | 92 | 2 | .608 |
| John Harbaugh..... | 2008-2021 | 137 | 88 | 0 | .612 |

★ 2021 COACHING STAFF ★

Mike McCarthy **Head Coach**
Rob Davis..... Asst. Head Coach

Kellen Moore..... Offensive Coordinator
Joe Philbin..... Offensive Line
Jeff Blasko..... Asst. Offensive Line
Adam Henry..... Wide Receivers
Lunda Wells..... Tight Ends
Skip Peete..... Running Backs
Doug Nussmeier..... Quarterbacks
Chase Haslett..... Quality Control - Offense

Dan Quinn..... Defensive Coordinator
Aden Durde..... Defensive Line
Leon Lett..... Asst. Defensive Line
Scott McCurley..... Linebackers
George Edwards..... Senior Defensive Assistant
Joe Whitt Jr. Passing Game Coord./Secondary
Al Harris..... Defensive Backs
Cannon Matthews..... Quality Control - Defense

John Fassel..... Special Teams Coordinator
Matt Daniels..... Asst. Special Teams

Scott Tolzien..... Coaching Assistant

Harold Nash Jr. Strength and Conditioning Coordinator
Kendall Smith..... Asst. Strength and Conditioning
Cedric Smith..... Asst. Strength and Conditioning

Ryan Feder..... Quality Control/Analytics
Justin Rudd..... Video/Analytics
Eric Simonelli..... Quality Control/Analytics
Kyle Valero..... Quality Control/Analytics

★ TEAM RANKINGS ★

In 2021 Mike McCarthy helped guide the Cowboys team to key rankings in several areas:

| | |
|-----------------------|--|
| 1st | Points-Per-Game (31.2) |
| 1st | Explosive Plays (10+ Yds - 254) |
| 1st | Net Yards-Per-Game (407.0) |
| 3rd | Passer Rating (104.8) |
| 6th | Touchdown Efficiency (28.6%) |
| 34 | Takeaways - Most in the NFL |

★ MCCARTHY'S RECORD WHEN... ★

Below is a look at McCarthy's head coaching record under several different circumstances:

| | |
|---------------------|-----------|
| Regular season..... | 143-92-2 |
| Postseason..... | 10-8 |
| Overall..... | 153-100-2 |

| | Regular | Post |
|------------------------------------|----------------|-------------|
| September..... | 32-18-1 | |
| October..... | 37-18 | |
| November..... | 27-35-1 | |
| December..... | 42-18 | |
| January..... | 5-3 | 9-8 |
| February..... | | 1-0 |
| Playing at home..... | 82-34-2 | 5-3 |
| Playing on the road..... | 60-58 | 5-5 |
| Playing at AT&T Stadium..... | 10-7 | 2-0 |
| Playing in prime time..... | 34-32 | 3-1 |
| Thursday..... | 11-8 | |
| Saturday..... | 2-1 | 3-2 |
| Sunday..... | 121-72-2 | 7-6 |
| Monday..... | 9-10 | |
| Tuesday..... | 0-1 | |
| Playing against the NFC East..... | 23-14 | 5-2 |
| Playing against the NFC..... | 104-62-2 | 9-8 |
| Playing against the AFC..... | 33-27 | 1-0 |
| Playing on grass surface..... | 102-53-2 | 7-6 |
| Playing on artificial surface..... | 41-40 | 3-2 |
| Post Bye..... | 11-4 | |
| Post Bye Home..... | 4-1 | |
| Post Bye Road..... | 7-3 | |
| When scoring 30-plus points..... | 82-9 | 6-2 |
| When team scores first..... | 99-34-2 | 4-2 |
| When team leads at halftime..... | 112-21-1 | 9-2 |

★ McCARTHY'S HEAD COACHING RECORD AND COACHING EXPERIENCE ★

| Regular Season | | | | | | | Postseason | | | | McCarthy vs. NFL | | | | | |
|----------------|----------------|--------------|----|---|------|---------------|------------|---|-------|-----------------------|------------------|----|---|---|-------|--|
| Year | Team | W | L | T | Pct. | Result | W | L | Pct. | Result | Team | W | L | T | PCT. | |
| 2006 | Green Bay..... | 8 | 8 | 0 | .500 | 2nd NFC North | | | | | Arizona | 3 | 4 | 0 | 0.429 | |
| 2007 | Green Bay..... | 13 | 3 | 0 | .813 | 1st NFC North | 1 | 1 | .500 | NFC Championship Game | Atlanta | 5 | 4 | 0 | 0.556 | |
| 2008 | Green Bay..... | 6 | 10 | 0 | .375 | 3rd NFC North | | | | | Baltimore | 2 | 2 | 0 | 0.500 | |
| 2009 | Green Bay..... | 11 | 5 | 0 | .688 | 2nd NFC North | 0 | 1 | .000 | Wild Card Game | Buffalo | 2 | 2 | 0 | 0.500 | |
| 2010 | Green Bay..... | 10 | 6 | 0 | .625 | 2nd NFC North | 4 | 0 | 1.000 | Super Bowl XLV | Carolina | 4 | 3 | 0 | 0.571 | |
| 2011 | Green Bay..... | 15 | 1 | 0 | .938 | 1st NFC North | 0 | 1 | .000 | Divisional Game | Chicago | 18 | 7 | 0 | 0.720 | |
| 2012 | Green Bay..... | 11 | 5 | 0 | .688 | 1st NFC North | 1 | 1 | .500 | Divisional Game | Cincinnati | 2 | 2 | 0 | 0.500 | |
| 2013 | Green Bay..... | 8 | 7 | 1 | .531 | 1st NFC North | 0 | 1 | .000 | Wilde Card Game | Cleveland | 3 | 1 | 0 | .750 | |
| 2014 | Green Bay..... | 12 | 4 | 0 | .750 | 1st NFC North | 1 | 1 | .500 | NFC Championship Game | Dallas | 5 | 3 | 0 | 0.625 | |
| 2015 | Green Bay..... | 10 | 6 | 0 | .625 | 2nd NFC North | 1 | 1 | .500 | Divisional Game | Denver | 2 | 2 | 0 | 0.500 | |
| 2016 | Green Bay..... | 10 | 6 | 0 | .625 | 1st NFC North | 2 | 1 | .667 | NFC Championship Game | Detroit | 18 | 7 | 0 | 0.720 | |
| 2017 | Green Bay..... | 7 | 9 | 0 | .438 | 3rd NFC North | | | | | Houston | 2 | 1 | 0 | 0.667 | |
| 2018 | Green Bay..... | 4 | 7 | 1 | .375 | | | | | | Indianapolis | 1 | 2 | 0 | 0.333 | |
| 2020 | Dallas..... | 6 | 10 | 0 | .375 | 3rd NFC East | | | | | Jacksonville | 2 | 1 | 0 | 0.667 | |
| 2021 | Dallas..... | 12 | 5 | 0 | .706 | | | | | | Kansas City | 2 | 2 | 0 | 0.500 | |
| Totals | | 143 | 92 | 2 | .608 | | 10 | 8 | .556 | | LA Chargers | 4 | 0 | 0 | 1.000 | |
| | | | | | | | | | | | | | | | | |
| | | Year | | Position, Team | | | | | | | | | | | | |
| | | 1987-88..... | | Graduate Assistant, Fort Hays State | | | | | | | | | | | | |
| | | 1989-91..... | | Graduate Assistant, Pittsburgh | | | | | | | | | | | | |
| | | 1992..... | | Wide Receivers, Pittsburgh | | | | | | | | | | | | |
| | | 1993-94..... | | Offensive Quality Control, Kansas City Chiefs | | | | | | | | | | | | |
| | | 1995-98..... | | Quarterbacks, Kansas City Chiefs | | | | | | | | | | | | |
| | | 1999..... | | Quarterbacks, Green Bay Packers | | | | | | | | | | | | |
| | | 2000-04..... | | Offensive Coordinator, New Orleans Saints | | | | | | | | | | | | |
| | | 2005..... | | Offensive Coordinator, San Francisco 49ers | | | | | | | | | | | | |
| | | 2006-18..... | | Head Coach, Green Bay Packers | | | | | | | | | | | | |
| | | 2020-21..... | | Head Coach, Dallas Cowboys | | | | | | | | | | | | |
| | | | | | | | | | | | | | | | | |
| | | | | | | | | | | | | | | | | |
| | | | | | | | | | | | | | | | | |
| | | | | | | | | | | | | | | | | |
| | | | | | | | | | | | | | | | | |
| | | | | | | | | | | | | | | | | |
| | | | | | | | | | | | | | | | | |
| | | | | | | | | | | | | | | | | |
| | | | | | | | | | | | | | | | | |
| | | | | | | | | | | | | | | | | |
| | | | | | | | | | | | | | | | | |
| | | | | | | | | | | | | | | | | |
| | | | | | | | | | | | | | | | | |
| | | | | | | | | | | | | | | | | |
| | | | | | | | | | | | | | | | | |
| | | | | | | | | | | | | | | | | |
| | | | | | | | | | | | | | | | | |
| | | | | | | | | | | | | | | | | |
| | | | | | | | | | | | | | | | | |
| | | | | | | | | | | | | | | | | |
| | | | | | | | | | | | | | | | | |
| | | | | | | | | | | | | | | | | |
| | | | | | | | | | | | | | | | | |
| | | | | | | | | | | | | | | | | |
| | | | | | | | | | | | | | | | | |
| | | | | | | | | | | | | | | | | |
| | | | | | | | | | | | | | | | | |
| | | | | | | | | | | | | | | | | |
| | | | | | | | | | | | | | | | | |
| | | | | | | | | | | | | | | | | |
| | | | | | | | | | | | | | | | | |
| | | | | | | | | | | | | | | | | |
| | | | | | | | | | | | | | | | | |
| | | | | | | | | | | | | | | | | |
| | | | | | | | | | | | | | | | | |
| | | | | | | | | | | | | | | | | |
| | | | | | | | | | | | | | | | | |
| | | | | | | | | | | | | | | | | |
| | | | | | | | | | | | | | | | | |
| | | | | | | | | | | | | | | | | |
| | | | | | | | | | | | | | | | | |
| | | | | | | | | | | | | | | | | |
| | | | | | | | | | | | | | | | | |
| | | | | | | | | | | | | | | | | |
| | | | | | | | | | | | | | | | | |
| | | | | | | | | | | | | | | | | |
| | | | | | | | | | | | | | | | | |
| | | | | | | | | | | | | | | | | |
| | | | | | | | | | | | | | | | | |
| | | | | | | | | | | | | | | | | |
| | | | | | | | | | | | | | | | | |
| | | | | | | | | | | | | | | | | |
| | | | | | | | | | | | | | | | | |
| | | | | | | | | | | | | | | | | |
| | | | | | | | | | | | | | | | | |
| | | | | | | | | | | | | | | | | |
| | | | | | | | | | | | | | | | | |
| | | | | | | | | | | | | | | | | |
| | | | | | | | | | | | | | | | | |
| | | | | | | | | | | | | | | | | |
| | | | | | | | | | | | | | | | | |
| | | | | | | | | | | | | | | | | |
| | | | | | | | | | | | | | | | | |
| | | | | | | | | | | | | | | | | |
| | | | | | | | | | | | | | | | | |
| | | | | | | | | | | | | | | | | |
| | | | | | | | | | | | | | | | | |
| | | | | | | | | | | | | | | | | |
| | | | | | | | | | | | | | | | | |
| | | | | | | | | | | | | | | | | |
| | | | | | | | | | | | | | | | | |
| | | | | | | | | | | | | | | | | |
| | | | | | | | | | | | | | | | | |
| | | | | | | | | | | | | | | | | |
| | | | | | | | | | | | | | | | | |
| | | | | | | | | | | | | | | | | |
| | | | | | | | | | | | | | | | | |
| | | | | | | | | | | | | | | | | |
| | | | | | | | | | | | | | | | | |
| | | | | | | | | | | | | | | | | |
| | | | | | | | | | | | | | | | | |
| | | | | | | | | | | | | | | | | |
| | | | | | | | | | | | | | | | | |

★ HEAD COACHES ★

MIKE McCARTHY (143-92-2, 15th Year, 18-15 with Dallas)

The Dallas Cowboys named Mike McCarthy the ninth head coach in franchise history on Jan. 8, 2020, handing the reigns of the team to an innovative offensive mind with a championship pedigree.

McCarthy has 14 years of head coaching experience – 13 with Green Bay and one with Dallas – along with 13 years as an assistant coach in the NFL, including six as an offensive coordinator.

As a head coach, McCarthy has racked up a 143-92-2 regular season coaching record, and he owns the sixth-most wins (26th all-time) among active NFL coaches. His teams have qualified for the postseason nine times, won six NFC North Division titles, made four NFC Championship Game appearances and took home a Super Bowl XLV championship held at AT&T Stadium in Arlington, Texas, following the 2010 NFL season.

This season McCarthy led the Cowboys to the franchise's first NFC East title in three years, along with a 12-5 regular season record. Under McCarthy, Dallas led the league in total offense (407.0), scoring offense (31.2 points-per-game and takeaways (34).

In his first season with the Cowboys, McCarthy's plan to install a new culture in Dallas was halted by the COVID-19 pandemic. Due to COVID protocols, McCarthy's first offseason with the Cowboys included no in-person meetings or practices and a season-ending injury to his starting quarterback in Week 5. Despite the hurdles, the 2020 Cowboys were in position to win the NFC East entering Week 17 but came up just short.

During his time in Green Bay, McCarthy was known as a prolific offensive mind and the primary play-caller for the Packers. McCarthy's offense finished fourth in the NFL in total offense and third in points-per-game through his 14-year stint with the club.

McCarthy is only the fourth head coach in NFL history to lead a single franchise to eight or more consecutive playoff appearances, joining Tom Landry, Chuck Noll and Bill Belichick. Those eight appearances from 2009-16 were more than the rest of the NFC North Division combined over that span (Minnesota, three; Detroit, three; Chicago, one).

McCarthy's nine playoff appearances overall are the most by a Packers coach since the NFL postseason began in 1933, and he guided the Packers to a franchise-record fourth consecutive division title in 2014. With the victory over Dallas in the 2016 playoffs, McCarthy surpassed Vince Lombardi and Mike Holmgren for the most playoff victories in team history (10).

KYLE SHANAHAN (28-32, 4th Year)

The San Francisco 49ers named Kyle Shanahan the 20th head coach in franchise history on Feb. 6, 2017. In just four years, Shanahan turned a struggling 49ers team into playoff contenders.

After San Francisco suffered multiple injuries to key starters in 2020 and missed the postseason, Shanahan has the 49ers back in the tournament in 2021. Shanahan leads an offense that was seventh in the NFL in both total offense (375.7) and rushing offense (127.4). The 49ers, who are known for their physical play style, have an elite defense that ranks third in total defense (310.0) and eighth in points allowed (20.9).

In the two years prior to Shanahan's arrival, San Francisco went a combined 7-25. Shanahan started the rebuild from scratch, and after enduring two losing seasons in 2017-18, the 41-year-old head coach broke through in his third year.

In 2019 Shanahan led the 49ers to a 13-3 regular season record, the NFC West Division title and an appearance in Super Bowl LIV. San Francisco's nine-win improvement from 2018-19 was the largest win improvement from one season to the next in franchise history. Shanahan was named Coach of the Year by *Sporting News* in 2019.

Known for his innovative offensive mind, Shanahan's 2019 offense topped the NFL in rushing touchdowns (23) and finished second in rushing yards-per-game (144.1) and points-per-game (29.9).

On the defensive side of the ball in 2019, San Francisco finished first in the league in passing yards allowed-per-game (169.2), second in total yards allowed.

Shanahan's offensive presence was immediately felt upon his arrival in the Bay Area. In his first season at the helm, the 2017 49ers averaged 349.2 yards-per-game, the highest output by San Francisco since 2012. Shanahan's high-flying offense also finished 2017 with 3,925 net passing yards, the most in a 49ers season since 2000.

Prior to arriving in San Francisco, Shanahan had 13 seasons of NFL coaching experience. Nine of the seasons included offensive coordinator stints at Atlanta (2015-16), Cleveland (2014), Washington (2010-13) and Houston (2008-09).

Following the 2016 season, Shanahan was named *Associated Press* Assistant Coach of the Year after helping the Falcons to a Super Bowl LI appearance. In nine seasons as a coordinator, six of Shanahan's offenses ranked in the top-10 in yards gained.

Shanahan was just 26 years old when he was named the wide receivers coach of the Houston Texans. Just two years later, Shanahan was named the Houston offensive coordinator at 28 years old, the youngest coordinator in the NFL.

★ PRO BOWL COWBOYS ★

Five Dallas Cowboys were selected to the 2021 NFL Pro Bowl set to take place at Allegiant Stadium in Las Vegas, Nev., on Sunday, February 6, 2022. Three of the five players representing the Cowboys in the Pro Bowl will be making their first trip, and three of the five were selected as starters. There are two players from offense, two from defense and one from special teams.

Tyron Smith will be making his eighth trip to the game, tying him with Emmitt Smith for the sixth-most trips in team history. Zack Martin (starter) will be making his seventh trip, giving him the second-most appearances by a Cowboys guard behind Allen (nine). Martin's seven trips also tie DeMarcus Ware for the eighth-most overall.

Representing the defense are two first-time selections in Trevon Diggs and Micah Parsons, with both selected as starters. Diggs is the first cornerback to make the game since Byron Jones in 2018, and the first corner to be named a starter since Deion Sanders. Parsons becomes the second Cowboys rookie linebacker (Leighton Vander Esch, 2018), fourth rookie defender (Mel Renfro, 1964; Everson Walls, 1981 and Vander Esch) and 12th overall rookie to earn the honor.

Rounding out Dallas' Pro Bowl roster is punter Bryan Anger, making his first career appearance. Anger is the fourth punter in Cowboys history to earn a spot in the Pro Bowl.

2021 Dallas Cowboys Pro Bowlers

| Player | Selection |
|-------------------|-----------|
| Tyron Smith, T | Eighth |
| Zack Martin, G | Seventh |
| Trevon Diggs, CB | First |
| Micah Parsons, LB | First |
| Bryan Anger, P | First |

**Italics indicates starter*



★ NFC EAST STANDINGS ★

| Team | W | L | T | Home | Road | Div. | Con. | PF | PA |
|---------------|-----------|----------|----------|------------|------------|------------|-------------|------------|------------|
| Dallas | 12 | 5 | 0 | 5-3 | 7-2 | 6-0 | 10-2 | 530 | 358 |
| Philadelphia | 9 | 8 | 0 | 3-5 | 6-3 | 3-3 | 7-5 | 444 | 385 |
| Washington | 7 | 10 | 0 | 3-5 | 4-5 | 2-4 | 6-6 | 335 | 434 |
| New York | 4 | 13 | 0 | 3-5 | 1-8 | 1-5 | 3-9 | 258 | 416 |

★ NFC STANDINGS ★

| Team | W | L | T | Con. | Strength of Victories | Strength of Schedule | PF | PA |
|---------------|-----------|----------|----------|-------------|--------------------------|-------------------------|------------|------------|
| Green Bay | 13 | 4 | 0 | 9-3 | .480 | .479 | 450 | 371 |
| Tampa Bay | 13 | 4 | 0 | 8-4 | .443 | .467 | 511 | 353 |
| Dallas | 12 | 5 | 0 | 10-2 | .433 | .488 | 530 | 358 |
| LA Rams | 12 | 5 | 0 | 8-4 | .409 | .483 | 460 | 372 |
| Arizona | 11 | 6 | 0 | 7-5 | .492 | .490 | 449 | 366 |
| San Francisco | 10 | 7 | 0 | 7-5 | .438 | .500 | 427 | 365 |
| Philadelphia | 9 | 8 | 0 | 7-5 | .350 | .469 | 444 | 385 |
| New Orleans | 9 | 8 | 0 | 7-5 | .516 | .512 | 364 | 335 |
| Minnesota | 8 | 9 | 0 | 6-6 | .437 | .509 | 425 | 426 |
| Washington | 7 | 10 | 0 | 6-6 | .415 | .530 | 335 | 434 |
| Seattle | 7 | 10 | 0 | 4-8 | .424 | .519 | 395 | 366 |
| Atlanta | 7 | 10 | 0 | 4-8 | .315 | .472 | 313 | 459 |
| Chicago | 6 | 11 | 0 | 4-8 | .366 | .523 | 311 | 407 |
| Carolina | 5 | 12 | 0 | 3-9 | .412 | .509 | 304 | 404 |
| N.Y. Giants | 4 | 13 | 0 | 3-9 | .478 | .537 | 258 | 416 |
| Detroit | 3 | 13 | 1 | 3-9 | .618 | .528 | 325 | 467 |

★ 2021 PLAYER AWARDS ★

The Dallas Cowboys earned notable recognitions this season, with several players of the week honors and Trevon Diggs earning NFC Defensive Player of the Month for September - becoming only the third Cowboys defender and first defensive back to receive the award in team history.

Below are the individual awards earned by Cowboys players in 2021:

NFC Offensive Player of the Week

| | |
|--------------|------------------------|
| Dak Prescott | Week 6 at New England |
| Dak Prescott | Week 16 vs. Washington |

NFC Defensive Player of the Week

| | |
|---------------|---------------------|
| Trevon Diggs | Week 4 vs. Carolina |
| Micah Parsons | Week 8 at Minnesota |

NFC Defensive Player of the Month

| | |
|--------------|-----------|
| Trevon Diggs | September |
|--------------|-----------|

Defensive Rookie of the Month

| | |
|---------------|----------|
| Micah Parsons | November |
| Micah Parsons | December |

FedEx Air and Ground Players of the Week

| | |
|-----------------|-----------------------|
| Dak Prescott | Week 10 vs. Atlanta |
| Dak Prescott | Week 6 at New England |
| Ezekiel Elliott | Week 4 vs. Carolina |
| Dak Prescott | Week 12 vs. Las Vegas |

Pepsi Zero Sugar Rookie of the Week

| | |
|---------------|-----------------------|
| Micah Parsons | Week 8 at Minnesota |
| Micah Parsons | Week 10 vs. Atlanta |
| Micah Parsons | Week 14 at Washington |

Dallas' 14 player awards this year were the second-most by any team, trailing only Cincinnati's 21 player awards in 2021.

★ 2021 TEAM CAPTAINS ★

The Dallas Cowboys select three team captains weekly throughout the season, as chosen by the team prior to that week's game:

2021 Dallas Cowboys Captains

Week 1 - at Tampa Bay

| | |
|---------------|-----------------|
| Offense | Dak Prescott |
| Defense | Randy Gregory |
| Special Teams | Darian Thompson |

Week 3 - vs. Philadelphia

| | |
|---------------|-----------------|
| Offense | Ezekiel Elliott |
| Defense | Damontae Kazee |
| Special Teams | Corey Clement |

Week 5 - vs. N.Y. Giants

| | |
|---------------|---------------|
| Offense | CeeDee Lamb |
| Defense | Jourdan Lewis |
| Special Teams | Noah Brown |

Week 8 - at Minnesota

| | |
|---------------|----------------|
| Offense | Dalton Schultz |
| Defense | Jayron Kearse |
| Special Teams | Tony Pollard |

Week 10 - vs. Atlanta

| | |
|---------------|---------------|
| Offense | Tyler Biadasz |
| Defense | Anthony Brown |
| Special Teams | Malik Turner |

Week 12 - vs. Las Vegas

| | |
|---------------|----------------|
| Offense | Zack Martin |
| Defense | Carlos Watkins |
| Special Teams | Jake McQuaide |

Week 14 - at Washington

| | |
|---------------|----------------|
| Offense | Michael Gallup |
| Defense | Trevon Diggs |
| Special Teams | Greg Zuerlein |

Week 16 - vs. Washington

| | |
|---------------|-------------------|
| Offense | Tony Pollard |
| Defense | Neville Gallimore |
| Special Teams | Jeremy Sprinkle |

Week 18 - at Philadelphia

| | |
|---------------|-------------|
| Offense | Noah Brown |
| Defense | Keanu Neal |
| Special Teams | Sean McKeon |

Week 2 - at LA Chargers

| | |
|---------------|-------------------|
| Offense | Tyron Smith |
| Defense | Dorance Armstrong |
| Special Teams | Cedrick Wilson |

Week 4 - vs. Carolina

| | |
|---------------|--------------|
| Offense | Zack Martin |
| Defense | Jaylon Smith |
| Special Teams | Luke Gifford |

Week 6 - at New England

| | |
|---------------|----------------------|
| Offense | Dak Prescott |
| Defense | Leighton Vander Esch |
| Special Teams | CJ Goodwin |

Week 9 - vs. Denver

| | |
|---------------|-----------------|
| Offense | Amari Cooper |
| Defense | Randy Gregory |
| Special Teams | Jeremy Sprinkle |

Week 11 - at Kansas City

| | |
|---------------|-----------------|
| Offense | Terence Steele |
| Defense | Donovan Wilson |
| Special Teams | Francis Bernard |

Week 13 - at New Orleans

| | |
|---------------|---------------|
| Offense | Dak Prescott |
| Defense | Micah Parsons |
| Special Teams | Bryan Anger |

Week 15 - at N.Y. Giants

| | |
|---------------|-------------------|
| Offense | La'el Collins |
| Defense | DeMarcus Lawrence |
| Special Teams | Darian Thompson |

Week 17 - vs. Arizona

| | |
|---------------|-----------------|
| Offense | Connor Williams |
| Defense | Malik Hooker |
| Special Teams | Jake McQuaide |

★ DIVISION DOMINANCE ★

The Cowboys went a perfect 6-0 against the NFC East in 2021, marking just the third division sweep in a season in team history, joining the 1969 and 1998 Cowboys teams:

Cowboys Teams to Go Undefeated in Division

| Season | Div. Record | Points Scored |
|-------------------|-------------|---------------|
| 2021 | 6-0 | 240 |
| 1998..... | 6-0 | 221 |
| 1969..... | 6-0 | 202 |

Dallas scored 240 points (40.0 points-per-game) against the NFC East in 2021, tied for the most points against divisional opponents in a season in team history:

Most Points Against Own Division in Team History

| Season | Points | Season | Points |
|--------------------|------------|--------------|--------|
| 1983..... | 240 | 1995..... | 218 |
| 2021* | 240 | 1985..... | 208 |
| 1994..... | 234 | 1969*..... | 202 |
| 1973..... | 224 | 1968..... | 201 |
| 1998*..... | 221 | 1971/77..... | 200 |

*Team went undefeated against Division

Dallas' 40.0 point-per-game average against the NFC East in 2021 is the highest scoring average by any team against its own division in a season in NFL history:

Most Points/Game Against Own Division in NFL History

| Team/Season | Pts/Gm | Team/Season | Pts/Gm |
|---------------------------|-------------|--------------------------|--------|
| Dallas, 2021 | 40.0 | LA Rams, 2018..... | 36.8 |
| Atlanta, 2016..... | 38.5 | New England, 2012..... | 36.3 |
| Oakland, 1967..... | 38.5 | San Francisco, 1994..... | 36.0 |
| New England, 2007..... | 38.2 | Oakland, 2010..... | 35.8 |

★ PLAYOFF POSTURING ★

This Sunday's matchup against the San Francisco 49ers will mark Dallas' 64th postseason game - most in NFL history. The Cowboys own a 35-28 playoff record, which are the third-most postseason wins in NFL history (New England, 37; Green Bay, 36).

This week's playoff contest will be the eighth against San Francisco. The Cowboys have a 5-2 playoff record against the 49ers, but the two teams have never met up in the Wild Card round. Dallas' five postseason wins against San Francisco are its most against any team.

Cowboys Top Postseason Opponents

| Team | Games |
|--------------------------|-------|
| LA Rams..... | 9 |
| Green Bay Packers..... | 8 |
| Minnesota Vikings..... | 7 |
| San Francisco 49ers..... | 7 |
| Philadelphia Eagles..... | 4 |

Cowboys Top Postseason Wins

| Team | Record |
|--------------------------|--------|
| San Francisco 49ers..... | 5-2 |
| Minnesota Vikings..... | 4-3 |
| Green Bay Packers..... | 4-4 |
| LA Rams..... | 4-5 |

Should Dallas advance to the NFC Divisional round next weekend, the club will either travel to Tampa Bay (No.2 seed) or host the winner of the LA Rams (No.4)/Arizona (No.5), depending on the outcome of the Tampa Bay/Philadelphia Wild Card Game.

★ DALLAS IN THE WILD CARD ★

The Cowboys are appearing in their 13th NFC Wild Card Game in franchise history. They have posted a 7-5 Wild Card record, including a 6-2 record at home. Sunday is the eighth time Dallas and San Francisco will meet in the postseason, and the first time that they'll face off in a Wild Card Game.

The following is a brief history of Dallas and the Wild Card Game:

| Date | Loc. | Dal W/L | Score | Date | Loc. | Dal W/L | Score |
|----------|------|---------|-------|--------|------|---------|-------|
| 12/28/80 | LAR | W | 34-13 | 1/9/00 | @Min | L | 10-27 |
| 1/9/83 | TB | W | 30-17 | 1/3/04 | @Car | L | 10-29 |
| 12/26/83 | LAR | L | 17-24 | 1/6/07 | @Sea | L | 20-21 |
| 12/29/91 | @Chi | W | 17-13 | 1/9/10 | PHI | W | 34-14 |
| 12/28/96 | MIN | W | 40-15 | 1/4/15 | DET | W | 24-20 |
| 1/2/99 | ARI | L | 7-20 | 1/5/19 | Sea | W | 24-22 |

★ NFC EAST CHAMPIONS ★

The Dallas Cowboys won the 2021 NFC East title. The division title is the 21st for the Cowboys since the merger and realignment in 1970, 25th division title overall since the teams inception in 1960. Below is a breakdown of the NFC East Champions since the division was founded in 1970:

Dallas (21): 2021, 2018, 2016, 2014, 2009, 2007, 1998, 1996, 1995, 1994, 1993, 1992, 1985, 1981, 1979, 1978, 1977, 1976, 1973, 1971, 1970

Philadelphia (11): 2019, 2017, 2013, 2010, 2006, 2004, 2003, 2002, 2001, 1988, 1980

Washington (10): 2020, 2015, 2012, 1999, 1991, 1987, 1984, 1983, 1982, 1972

New York (8): 2011, 2008, 2005, 2000, 1997, 1990, 1989, 1986

St. Louis/Arizona (2): 1975, 1974

Super Bowl Championship teams underlined

The NFC East teams have combined to be the most successful division in the NFC since the 1970 NFL merger, with 21 NFC championships and 13 Super Bowl victories, the highest marks of any division in the NFC.

★ MAN OF THE YEAR ★

The Dallas Cowboys announced Dak Prescott as its nominee for the WALTER PAYTON NFL MAN OF THE YEAR AWARD PRESENTED BY NATIONWIDE.

Considered one of the league's most prestigious honors, the Walter Payton NFL Man of the Year Award presented by Nationwide recognizes an NFL player for outstanding community service activities off the field, as well as excellence on the field.

"I am extremely humbled and honored to be named the Dallas Cowboys Walter Payton NFL Man of the Year candidate, especially in light of all of the great things my teammates are doing in the community," said Prescott. "I am proud of the work that my Faith Fight Finish Foundation is doing to support those facing adversity and the programming being developed to help those individuals, families and communities find strength for a better future. If I can be the catalyst for conversations to be started or someone to seek help when they are feeling alone, I see that as a great purpose."

Prescott and the Faith Fight Finish Foundation (FFF) have worked tirelessly to align with trusted partners to implement solutions to the issues plaguing our nation. In the wake of the senseless murder of George Floyd, Prescott lent his voice to the dialogue, penning an op-ed in which he vowed to take action to rid communities of racism, racial-profiling and hate. He pledged one million dollars to police training, education, and advocacy. Since that time, FFF has worked to build trust between law enforcement and the communities they serve and protect, by forming the Law Enforcement Steering Committee (LESC) comprised of youth, community leaders and law enforcement personnel that addresses systemic racism through education and advocacy.

Mental health awareness became a cause Prescott began championing after losing his brother, Jace, to suicide during the isolation of the Covid-19 pandemic. Prescott's promise is to make sure that Jace's life will be "a life taken to save millions." Through collaboration with NFL players Solomon Thomas and Hayden Hurst, Prescott and FFF are sponsoring programs created to teach educators to connect with students in crisis and identify the signs of depression and mental illness.

As a nominee, Prescott will wear a Walter Payton NFL Man of the Year helmet decal through the end of the season in recognition of his accomplishments on and off the field. All 32 nominees will receive up to a \$40,000 donation in their name to their charity of choice. The winner of the Walter Payton NFL Man of the Year award will receive a \$250,000 donation to the charity of his choice. All donations are courtesy of the NFL Foundation and Nationwide.



★ WILD CARD STAT COMPARISON ★

This week's game marks the 13th time Dallas has played in a Wild Card Playoff Game. Below is a brief look into Dallas' Wild Card stats:

| TEAM TOTALS | |
|------------------------------|-----------------|
| <u>Cowboys</u> | <u>Opponent</u> |
| Wins.....7 | 5 |
| Points.....267 | 235 |
| Total Net Yards4,319 | 3,829 |
| Net Rushing Yards1,773 | 1,230 |
| Net Passing Yards2,546 | 2,599 |

| SINGLE-GAME TEAM-HIGHS | |
|-------------------------------------|-----------------|
| <u>Cowboys</u> | <u>Opponent</u> |
| Points.....40 12/28/96 | 29 @CAR; 1/3/04 |
| Total Net Yards528 12/28/80 | 397 LAR; 1/4/15 |
| Net Rushing Yards.....338 12/28/80 | 175 LAR; 1/9/00 |
| Net Passing Yards300 12/26/83 | 307 DET; 1/4/15 |

| SINGLE-GAME INDIVIDUAL HIGHS | |
|------------------------------|--------------------------|
| <u>Cowboys</u> | <u>Opponent</u> |
| Passing Yards | |
| 330 - D. White 12/26/83 | 323 - M. Stafford 1/4/15 |
| Rushing Yards | |
| 160 - T. Dorsett 12/28/80 | 140 - R. Smith 1/9/00 |
| Receiving Yards | |
| 163 - R. Ismail 1/9/00 | 146 - J. Maclin 1/9/10 |

★ DALLAS WILD CARD HISTORY ★

The Dallas Cowboys have played in 12 Wild Card Playoff games and hold a 7-5 record. This week's Wild Card Playoff game is the ninth home Wild Card Game for the Cowboys and first since the 2018 season. The Cowboys are 6-2 at home in Wild Card Games.

In 12 Wild Card Playoff Games in Dallas history, there have been:

- * Seven games decided by double-digits - four Dallas wins
- * Four games decided by less than a touchdown
- * Two games decided by three-or-more touchdowns - Dallas wins
- * Current three-game win streak by Dallas (2009-present)
- * A four-game losing streak by Dallas (1998-2006)
- * A 25-point win by Dallas vs. Minnesota (12/28/96) - biggest Cowboys win
- * A 19-point loss by Dallas at Carolina (1/3/04) - biggest loss
- * A 40-point game by Dallas, vs. Minnesota (12/28/96) most points for Dallas
- * A 29-point game against Dallas; at Carolina (1/3/04) most points against Dallas
- * 55 total points scored in the game between Dallas and Minnesota (12/28/96) - the most combined points in a WC game.
- * Seven Saturday games, three Sunday games, one Monday and one Friday game

★ WILD CARD 1ST TIME/LAST TIME ★

Dallas' first ever appearance in a Wild Card Playoff Game came during the 1980 season (12/28/80). The Cowboys finished the season 12-4 and beat the Los Angeles Rams 34-13 at Texas Stadium in front of 64,533 fans. Dallas then won on the road at Atlanta to advance to the NFC Championship Game where they lost at Philadelphia.

The last time the Cowboys appeared in a Wild Card Playoff Game was during the 2018 season against Seattle on Jan. 5, 2019. Down 14-10 in the fourth quarter, Dallas rattled off 14 unanswered points and held off the Seahawks for a 24-22 victory with 94,327 fans in attendance at AT&T Stadium. The Cowboys then advanced to the Divisional Playoffs where they fell at the LA Rams.

★ POSTSEASON EXPERIENCE ★

Entering the 2021 Playoffs, the Dallas Cowboys boast 29 players on the active roster with postseason experience. Jake McQuaide leads the way, totaling the most playoff games played with six - all with the LA Rams. DeMarcus Lawrence, Zack Martin and Tyron Smith have played all five of their postseason games with Dallas.

Dallas Cowboys with Postseason Experience

| Player | Team | Seasons | Games |
|-----------------------|----------|--------------|-------|
| Jake McQuaide | LAR | 2017, 18, 20 | 6 |
| C.J. Goodwin | Atl, Dal | 2016, 18 | 5 |
| DeMarcus Lawrence* | Dal | 2014, 16, 18 | 5 |
| Zack Martin* | Dal | 2014, 16, 18 | 5 |
| Keanu Neal | Atl | 2016, 17 | 5 |
| Ty Nsekhe | Was, Buf | 2015, 19, 20 | 5 |
| Tyron Smith* | Dal | 2014, 16, 18 | 5 |
| Anthony Brown* | Dal | 2016, 18 | 3 |
| Corey Clement | Phi | 2017 | 3 |
| Amari Cooper | Oak, Dal | 2016, 18 | 3 |
| Ezekiel Elliott* | Dal | 2016, 18 | 3 |
| Jayron Kearse | Min | 2017, 19 | 3 |
| Dak Prescott* | Dal | 2016, 18 | 3 |
| Greg Zuerlein | LAR | 2018 | 3 |
| Bryan Anger | Hou | 2019 | 2 |
| Noah Brown* | Dal | 2018 | 2 |
| La'el Collins* | Dal | 2018 | 2 |
| Randy Gregory* | Dal | 2018 | 2 |
| Blake Jarwin* | Dal | 2018 | 2 |
| Damontae Kazee | Atl | 2017 | 2 |
| Jourdan Lewis* | Dal | 2018 | 2 |
| Dalton Schultz* | Dal | 2018 | 2 |
| Leighton Vander Esch* | Dal | 2018 | 2 |
| Connor Williams* | Dal | 2018 | 2 |
| Maurice Canady | Bal | 2018 | 1 |
| Malik Hooker | IND | 2018 | 1 |
| Jeremy Sprinkle | Was | 2020 | 1 |
| Malik Turner | Sea | 2019 | 1 |
| Carlos Watkins | Hou | 2019 | 1 |

*Indicates players on the active roster who have played all post-season games with Dallas.

★ PLAYER PLAYOFF HIGHLIGHTS ★

Corey Clement - RB

In three games with Philadelphia, recorded 10 receptions for 139 yards and a touchdown, his only score was a 22-yard touchdown catch to take a third quarter lead over New England in Super Bowl LII (2/4/18).

Amari Cooper - WR

In three games - one with Oakland and two with Dallas - caught 15 passes for 181 yards and one touchdown. Reeled in seven passes for 106 yards with the Cowboys in the 2018 Wild Card Round against Seattle.

Ezekiel Elliott - RB

Carried the ball 68 times for 309 yards (4.5 avg.) and two touchdowns in three games. Rushed for 100 yards in two playoff games (vs. Green Bay, 1/15/17; vs. Seattle, 1/5/19).

DeMarcus Lawrence - DE

Collected 2.0 sacks, 12 tackles, five for loss, eight pressures, a forced fumble and two fumble recoveries in five games.

Keanu Neal - LB

In five games with Atlanta, tallied 41 tackles, one for loss, a pass breakup and fumble recovery. Recorded a postseason career-best 13 tackles in the 28-34 overtime loss to New England in Super Bowl LI.

Dak Prescott - QB

Is 1-2 as a starter, completing 66-of-103 passes (64.1%) for 794 yards with five touchdowns and two interceptions. Has one 300-yard performance (vs. Green Bay, 1/15/17).

Leighton Vander Esch - LB

Totaled 19 tackles and two pressures in two games.

Greg Zuerlein - K

In three games with the LA Rams, made eight-of-10 field goals. Knocked down a game-winning 57-yard field goal to defeat New Orleans in the 2018 NFC Championship game (1/20/19).

★ PLAYER HIGHLIGHTS vs. SF ★

Anthony Brown - CB

Collected 16 tackles, three breakups and in interception in three career games against San Francisco.

CeeDee Lamb - WR

Caught five passes for 85 yards in last year's win over San Francisco.

Jourdan Lewis - CB

Notched eight tackles, two for loss, one pass breakup and a sack in two career games.

Ezekiel Elliott - RB

Rushed for at least 100 yards in both games against the 49ers. In 2016, ran for 138 yards and a score on 23 carries. During 2017, gathered 219 scrimmage yards (124 rushing, 72 receiving) in the win.

DeMarcus Lawrence - DE

Has recorded both a sack and forced fumble in both games he has played against the 49ers (10/22/17 and 12/20/20). Also has eight career tackles and a fumble recovery in those two games.

Tony Pollard - RB

Tallied 69 rushing yards on 12 carries (5.8 avg.) with two touchdowns in last year's regular season win over the 49ers (12/20/20). Also added six catches for 63 yards.

Dak Prescott - QB

In two games against the 49ers, completed 68.4% of his passes for 479 yards, five touchdowns and no interceptions. Threw three touchdowns, including a 72-yard strike to Elliott, in the 2017 road win (10/22).

★ 2021 STAT COMPARISON ★

(league ranking)

| | <u>Cowboys</u> | <u>49ers</u> |
|------------------------------|----------------|--------------|
| Record | 12-5 | 10-7 |
| Scoring Avg. (NFL rank) | 31.2 (1) | 25.1 (13) |
| Opp. Scoring Avg. (NFL rank) | 21.1 (7) | 20.9 (8t) |
| Total Off. (NFL rank) | 407.0 (1) | 375.7 (7) |
| Rushing Off. (NFL rank) | 124.6 (9) | 127.4 (7) |
| Passing Off. (NFL rank) | 282.4 (2t) | 248.3 (12) |
| Total Def. (NFL rank) | 351.0 (19) | 310.0 (3) |
| Rushing Def. (NFL rank) | 112.8 (16) | 103.5 (7) |
| Passing Def. (NFL rank) | 238.2 (20) | 206.5 (6) |
| Kickoff Return Avg. | 24.8 (5) | 18.9 (28) |
| Punt Return Avg. | 6.6 (30) | 8.2 (20) |
| Turnover Margin | +14 (1t) | -4 (22t) |
| Penalties | 127 | 102 |
| Penalty Yards | 1,103 | 1,066 |

★ DATING GAME ★

This week's game against San Francisco is being played on Jan. 16. In the 61-plus years of Dallas Cowboys football, there have been three Jan. 16 games, with Dallas holding a 3-0 record on that day. All three of those games were in the postseason - two Divisional Round games and Super Bowl VI.

| Date | Opp/ Loc. | Dal W/L | Score | Date | Opp/ Loc. | Dal W/L | Score |
|----------|-----------|---------|-------|---------|-----------|---------|-------|
| 1/16/72* | Mia | W | 24-3 | 1/16/94 | GB | W | 27-17 |
| 1/16/83 | GB | W | 37-26 | | | | |

*Super Bowl VI

★ FIRST TIME, LAST TIME ★

The first time these two clubs met, the Dallas Cowboys were just nine weeks old and lost their first eight games. Dallas hosted San Francisco on Nov. 20, 1960 and lost 14-26 in front of 10,000 fans at the Cotton Bowl.

The last time these two clubs met was on Dec. 20, 2020 at AT&T Stadium. Tony Pollard, who was starting due to an Ezekiel Elliott calf injury, ran for two touchdowns while Andy Dalton added two scores through the air as the Cowboys defeated the 49ers 41-33. The win improved the Cowboys record to 5-9.

★ ALL-TIME STAT COMPARISON ★

This week's game marks the 38th game between Dallas and San Francisco. Below is a brief look into the stats of the series:

TEAM TOTALS

| | <u>Cowboys</u> | <u>49ers</u> |
|-------------------------|----------------|--------------|
| Wins..... | 19 | 17 |
| Points..... | 906 | 932 |
| Total Net Yards | 12,991 | 12,472 |
| Net Rushing Yards | 4,448 | 4,213 |
| Net Passing Yards | 8,543 | 8,529 |

SINGLE-GAME TEAM-HIGHS

| | <u>Cowboys</u> | <u>49ers</u> |
|-------------------------|----------------|--------------|
| Points..... | 59 10/12/80 | 45 10/11/81 |
| Total Net Yards | 532 11/10/63 | 440 10/11/81 |
| Net Rushing Yards..... | 265 10/22/17 | 261 9/24/00 |
| Net Passing Yards | 427 9/18/11 | 312 12/22/85 |

SINGLE-GAME INDIVIDUAL HIGHS

Cowboys 49ers

Passing Yards

460 - D. Meredith 11/10/63 322 - J. Montana 12/22/85

Rushing Yards

153 - C. Hill 11/10/74 201 - C. Garner 9/24/00

Receiving Yards

213 - T. Owens 11/23/08 161 - J. Rice 11/12/95

★ SERIES HISTORY ★

Dallas and San Francisco share a historical rivalry dating back to 1960. The two squads have squared off 37 times, with Dallas holding a narrow 19-17-1 advantage. The Cowboys have won six of the last seven matchups. The teams have met seven times in the postseason - 5-2 advantage for Dallas. Below is a brief look into the outcome of each game in the series.

| Date | Loc. | Dal W/L | Score | Date | Loc. | Dal W/L | Score |
|-----------|------|---------|-------|-----------|------|---------|-------|
| 11/20/60 | Dal | L | 14-26 | 1/17/93** | SF | W | 30-20 |
| 11/10/63 | SF | L | 24-31 | 10/17/93 | Dal | W | 26-17 |
| 11/7/65 | Dal | W | 39-31 | 1/23/94** | Dal | W | 38-21 |
| 12/16/67 | SF | L | 16-24 | 11/13/94 | SF | L | 14-21 |
| 11/27/69 | Dal | T | 24-24 | 1/15/95** | SF | L | 28-38 |
| 1/3/71** | SF | W | 17-10 | 11/12/95 | Dal | L | 20-38 |
| 1/2/72** | Dal | W | 14-3 | 11/10/96 | SF | W(OT) | 20-17 |
| 11/23/72 | Dal | L | 10-31 | 11/2/97 | SF | L | 10-17 |
| 12/23/72* | SF | W | 30-28 | 9/24/00 | Dal | L | 24-41 |
| 11/10/74 | Dal | W | 20-14 | 12/30/01 | Dal | W | 27-21 |
| 12/12/77 | SF | W | 42-35 | 12/8/02 | Dal | L | 27-31 |
| 9/9/79 | SF | W | 21-13 | 9/25/05 | SF | W | 34-31 |
| 10/12/80 | Dal | W | 59-14 | 11/23/08 | Dal | W | 35-22 |
| 10/11/81 | SF | L | 14-45 | 9/18/11 | SF | W(OT) | 27-24 |
| 1/10/82** | SF | L | 27-28 | 9/7/14 | Dal | L | 17-28 |
| 12/19/83 | SF | L | 17-42 | 10/2/16 | SF | W | 27-17 |
| 12/22/85 | SF | L | 16-31 | 10/22/17 | SF | W | 40-10 |
| 10/15/89 | Dal | L | 14-31 | 12/20/20 | Dal | W | 41-33 |
| 11/11/90 | Dal | L | 6-24 | | | | |

**NFC Championship *NFC Divisional Round

★ INSIDE THE SERIES HISTORY ★

The rivalry between the Dallas Cowboys and San Francisco 49ers has been around since the Cowboys entered the NFL in 1960.

In 37 games of the series there have been:

- * 18 games decided by double digits
- * Nine games decided by less than a touchdown
- * One tie - 24-24 (11/27/69)
- * A five-game winning streak by Dallas from 1972-1980
- * A six-game losing streak by Dallas from 1981-1990
- * A 45-point win by Dallas (10/12/80) - tying the third-largest margin of victory in franchise history
- * A 31-point loss by Dallas (10/11/81) - biggest series loss
- * 59 points scored by Dallas (10/12/80) - tying the most points in a game in franchise history
- * Seven playoff games - a 5-2 Dallas record - six NFC Championship games (4-2) and a Divisional playoff game (1-0)
- * A 9-8-1 Cowboys record when playing in Dallas

★ HOME IS WHERE THE TDS ARE ★

Ezekiel Elliott has not gone hungry in the home confines of AT&T Stadium since he entered the league in 2016, scoring 36 touchdowns (30 rushing, six receiving) in 44 games. His 36 touchdowns are the most by any player in his home venue since 2016:

Most Touchdowns at Home Since 2016

| Player | Gms | RushTD | RecTD | RetTD | TotTD |
|------------------------------|-----------|-----------|----------|----------|-----------|
| Ezekiel Elliott | 44 | 30 | 6 | 0 | 36 |
| Alvin Kamara | 36 | 22 | 13 | 0 | 35 |
| Davante Adams | 43 | 0 | 33 | 0 | 33 |
| Mike Evans | 45 | 0 | 33 | 0 | 33 |
| Melvin Gordon III | 43 | 30 | 2 | 0 | 32 |
| Todd Gurley II | 36 | 28 | 3 | 0 | 31 |
| Aaron Jones..... | 34 | 24 | 7 | 0 | 31 |

Overall, Dallas has scored 163 touchdowns in 48 games at home versus 119 touchdowns in 49 games on the road since 2016. Dallas' 163 home TDs rank second in the NFL over that span:

Most Overall Touchdowns at Home Since 2016

| Team | Games | TD | TD/G | Pts/G |
|---------------------|-----------|------------|-------------|-------------|
| New Orleans | 48 | 166 | 3.46 | 29.3 |
| Dallas | 48 | 163 | 3.40 | 29.0 |
| Seattle | 48 | 158 | 3.29 | 27.1 |
| New England | 49 | 158 | 3.22 | 27.6 |
| Green Bay | 48 | 152 | 3.17 | 26.1 |
| Tennessee | 49 | 150 | 3.06 | 25.4 |

★ HOME COOKING ★

Since AT&T Stadium opened in 2009, Dallas has posted a 58-46 regular season record at home. However, since 2016, the Cowboys have utilized their home field advantage, going 31-17 at AT&T Stadium, which is tied for eighth. Dallas finished 4-4 in 2020 and was 5-2 at home in 2021.

NFL Team Home Wins Since 2016

| Team | Games | W | L | T | Win % |
|---------------------|-----------|-----------|-----------|----------|-------------|
| Green Bay | 48 | 37 | 10 | 1 | .781 |
| Kansas City | 49 | 37 | 12 | 0 | .755 |
| New England | 49 | 35 | 14 | 0 | .714 |
| Pittsburgh | 49 | 35 | 13 | 1 | .724 |
| Baltimore | 49 | 34 | 15 | 0 | .694 |
| Tennessee | 49 | 33 | 16 | 0 | .673 |
| New Orleans | 48 | 32 | 16 | 0 | .667 |
| Buffalo | 49 | 31 | 18 | 0 | .663 |
| Dallas | 48 | 31 | 17 | 0 | .646 |
| Seattle | 48 | 31 | 17 | 0 | .646 |

★ TOP PERFORMANCES ★

Below are the top individual performances in several offensive categories at AT&T Stadium since it opened in 2009.

| | Cowboys | Opponents |
|------------------------------|-----------------|-----------------------|
| Passing Yards | T. Romo (506) | E. Manning, NYG (450) |
| Passing TDs | T. Romo (5) | M. Flynn, GB (4) |
| Rushing Yards | D. Murray (253) | B. Brown, Phi (169) |
| Rushing TDs | D. Murray, (3) | A. Jones, GB (4) |
| | D. Prescott (3) | |
| | J. Randle (3) | |
| Receiving Yards | A. Cooper (226) | D. Jackson, Phi (210) |
| Receiving TDs | A. Cooper (3) | V. Cruz, NYG (3) |
| | M. Gallup (3) | |

★ AT&T STADIUM RECORD... ★

In 2018 the Dallas Cowboys reached a milestone with their 10th season in what is now AT&T Stadium. The Cowboys finished that regular season 7-1 record at home - tied with the 2016 team for the most wins and best record in a single season all-time at AT&T Stadium. In 2021 the building hosted its 100th regular season game in a contest against Denver (11/7). The Cowboys finished 5-3 in 2021.

Dallas' first game at the venue was on Sept. 20, 2009 - a 31-33 loss to the N.Y. Giants. The club's first win came a week later with a 21-7 decision over Carolina. Overall, Dallas owns a 58-46 regular season record - 3-1 postseason - and a 61-47 overall mark at home in AT&T Stadium. Below is a breakdown of the club's record on their home turf:

| | |
|----------------------|-------|
| Regular season | 58-46 |
| Postseason | 3-1 |
| Overall | 61-47 |

| | Regular | Post |
|-----------------|---------|------|
| September | 15-5 | |
| October | 12-14 | |
| November | 16-16 | |
| December | 13-9 | |
| January | 2-2 | 3-1 |

| | |
|-----------------------------|-------|
| Playing at noon | 19-10 |
| Playing at 3:30 | 21-23 |
| Playing in prime time | 18-13 |

| | |
|----------------|-------|
| Thursday | 6-8 |
| Saturday | 0-2 |
| Sunday | 48-31 |
| Monday | 4-5 |

| | |
|-------------------------------|-------|
| Fully closed stadium | 35-27 |
| Fully open stadium | 11-11 |
| Roof open, doors closed | 2-5 |
| Roof closed, doors open | 10-3 |

| | |
|--|-------|
| Playing against the NFC East | 24-15 |
| Playing against the NFC (non-NFC East) | 21-18 |
| Playing against the AFC | 13-13 |

| Team | W | L | Pct | Team | W | L | Pct |
|--------------------|---|---|-------|---------------------|---|---|-------|
| Arizona | 0 | 3 | .000 | Minnesota | 1 | 1 | .500 |
| Atlanta | 3 | 1 | .750 | New England | 0 | 1 | .000 |
| Baltimore | 1 | 0 | 1.000 | New Orleans | 2 | 2 | .500 |
| Buffalo | 1 | 1 | .500 | N.Y. Giants | 8 | 5 | .615 |
| Carolina | 2 | 1 | .667 | N.Y. Jets | 0 | 1 | .000 |
| Chicago | 1 | 2 | .333 | Philadelphia | 7 | 6 | .538 |
| Cincinnati | 1 | 0 | 1.000 | Pittsburgh | 1 | 1 | .500 |
| Cleveland | 1 | 1 | .500 | San Francisco | 1 | 1 | .500 |
| Denver | 0 | 2 | .000 | Seattle | 2 | 2 | .500 |
| Detroit | 3 | 1 | .750 | Tampa Bay | 3 | 0 | 1.000 |
| Green Bay | 0 | 3 | .000 | Tennessee | 0 | 2 | .000 |
| Houston | 1 | 0 | 1.000 | Washington | 9 | 4 | .692 |
| Indianapolis | 1 | 0 | 1.000 | | | | |
| Jacksonville | 1 | 1 | .500 | Postseason | | | |
| Kansas City | 1 | 0 | 1.000 | Detroit | 1 | 0 | 1.000 |
| LA Chargers | 0 | 2 | .000 | Green Bay | 0 | 1 | .000 |
| LA Rams | 3 | 1 | .750 | Philadelphia | 1 | 0 | 1.000 |
| Las Vegas | 2 | 1 | .667 | Seattle | 1 | 0 | 1.000 |
| Miami | 2 | 0 | 1.000 | | | | |

The Cowboys 7-1 home mark in 2018 tied the 2016 team for the best home record by a Cowboys team since the stadium opened in 2009:

Most Single Season Wins at AT&T Stadium – Dallas Cowboys


| Season | Wins | Consec. Wins | Home Record |
|-------------------|----------|--------------|-------------|
| 2016 | 7 | 7 | 7-1 |
| 2018 | 7 | 4 | 7-1 |
| 2009 | 6 | 5 | 6-2 |
| 2011 | 5 | 4 | 5-3 |
| 2013/19 | 5 | -- | -- |
| 2021 | 5 | 3 | 5-3 |

390.1 27.3 4.65

Dallas' offense has averaged 390.1 yards-per-game at AT&T Stadium - third-most at home since 2009.

The Cowboys have scored 27.3 points-per-game at home since moving into AT&T Stadium - fourth in the NFL.

Dallas has averaged 4.65 yards-per-rush at home since 2009, second in the NFL behind Buffalo (4.65).



★ THE DALLAS COWBOYS - A CHAMPIONSHIP TRADITION ★

SUPER BOWL CHAMPIONSHIPS

| | |
|-----------------------------|----------|
| New England Patriots | 6 |
| Pittsburgh Steelers | 6 |
| DALLAS COWBOYS | 5 |
| San Francisco 49ers | 5 |
| Green Bay Packers | 4 |
| New York Giants | 4 |
| Denver Broncos | 3 |
| Oakland Raiders | 3 |
| Washington Redskins | 3 |

SUPER BOWL APPEARANCES

| | |
|-----------------------------|----------|
| New England Patriots | 11 |
| DALLAS COWBOYS | 8 |
| Pittsburgh Steelers | 8 |
| Denver Broncos | 8 |
| San Francisco 49ers | 7 |
| Green Bay Packers | 5 |
| Miami Dolphins | 5 |
| New York Giants | 5 |
| Oakland Raiders | 5 |
| Washington Redskins | 5 |

POSTSEASON VICTORIES

| | |
|----------------------------|-----------|
| New England Patriots | 37 |
| Pittsburgh Steelers | 36 |
| Green Bay Packers | 36 |
| DALLAS COWBOYS ... | 35 |
| San Francisco 49ers | 32 |
| Oakland Raiders | 25 |
| New York Giants | 24 |

POSTSEASON APPEARANCES

| | |
|----------------------------|-----------|
| Green Bay Packers | 35 |
| DALLAS COWBOYS ... | 34 |
| Pittsburgh Steelers | 33 |
| New York Giants | 32 |
| Minnesota Vikings | 31 |
| Cle./StL/LA Rams | 31 |
| Indianapolis Colts | 29 |
| New England Patriots | 28 |
| Philadelphia Eagles | 28 |
| San Francisco 49ers | 27 |
| Chicago Bears | 27 |

POSTSEASON GAMES

| | |
|----------------------------|-----------|
| DALLAS COWBOYS ... | 63 |
| Pittsburgh Steelers | 62 |
| Green Bay Packers | 59 |
| New England Patriots | 58 |
| San Francisco 49ers | 51 |
| Minnesota Vikings | 50 |
| New York Giants | 49 |

CONSEC. POSTSEASON APPEARANCES

| | |
|-------------------------------------|----------|
| New England Patriots (2009-19) ... | 11 |
| DALLAS COWBOYS (1975-83) ... | 9 |
| Indianapolis Colts (2002-10) | 9 |
| DALLAS COWBOYS (1966-73) ... | 8 |
| Pittsburgh Steelers (1972-79) | 8 |
| Los Angeles Rams (1973-80) | 8 |
| San Francisco 49ers (1983-90) | 8 |

CONSECUTIVE WINNING SEASONS

| | |
|-------------------------------------|-----------|
| DALLAS COWBOYS (1966-85) ... | 20 |
| New England Patriots (2001-19) ... | 19 |
| Oakland Raiders (1965-80) | 16 |
| San Francisco 49ers (1983-98) ... | 16 |
| Chicago Bears (1930-44) | 15 |
| Green Bay Packers (1934-47) ... | 14 |

ALL-TIME REGULAR SEASON WINNING %

| | |
|-----------------------------|--------------|
| Green Bay Packers | 0.573 |
| DALLAS COWBOYS | 0.572 |
| New England Patriots | 0.563 |
| Chicago Bears | 0.562 |
| Baltimore Ravens | 0.560 |
| Miami Dolphins | 0.553 |
| Minnesota Vikings | 0.544 |

| 44 SEASONS OF .500-OR-BETTER | 34 POSTSEASON APPEARANCES | 25 DIVISION TITLES | 16 NFL/NFC CHAMPIONSHIP GAME FINALIST | 8 NFC CHAMPIONSHIPS | 5 SUPER BOWL CHAMPIONSHIPS |
|------------------------------------|---------------------------------|--------------------------|--|---------------------------|----------------------------------|
| 1965 1982 2009 | 1966 1991 | 1966 1992 | 1966 1975 1992 | 1970 1992 | 1971 1992 |
| 1966 1983 2011 | 1967 1992 | 1967 1993 | 1967 1977 1993 | 1971 1993 | 1977 1993 |
| 1967 1984 2012 | 1968 1993 | 1968 1994 | 1970 1978 1994 | 1975 1995 | 1995 |
| 1968 1985 2013 | 1969 1994 | 1969 1995 | 1971 1980 1995 | 1977 | |
| 1969 1991 2014 | 1970 1995 | 1970 1996 | 1972 1981 | 1978 | |
| 1970 1992 2016 | 1971 1996 | 1971 1998 | 1973 1982 | | |
| 1971 1993 2017 | 1972 1998 | 1973 2007 | | | |
| 1972 1994 2018 | 1973 1999 | 1976 2009 | | | |
| 1973 1995 2019 | 1975 2003 | 1977 2014 | | | |
| 1974 1996 2021 | 1976 2006 | 1978 2016 | | | |
| 1975 1998 | 1977 2007 | 1979 2018 | | | |
| 1976 1999 | 1978 2009 | 1981 2021 | | | |
| 1977 2003 | 1979 2014 | 1985 | | | |
| 1978 2005 | 1980 2016 | | | | |
| 1979 2006 | 1981 2018 | | | | |
| 1980 2007 | 1982 2021 | | | | |
| 1981 2008 | 1983 | | | | |
| | 1985 | | | | |



★ PRO BOWL COWBOYS ★

Since 2010 Dallas has selected 15 players that have gone on to make at least one Pro Bowl - tied for the most in the NFL over that span (Kansas City, 15; Minnesota, 14; Baltimore, 14). Since 1989 Dallas has sent 56 different players to the Pro Bowl, and of those, Dallas drafted 39. Additionally, Cowboys draft picks have been selected to 83 Pro Bowls since 2002 (27 different players), which is 13 more than any other team over that span (Kansas City, 70):

COWBOYS PRO BOWL DRAFT PICKS SINCE 2002 (BY YEAR DRAFTED)

2002: Roy Williams (5)
 2002: Andre Gurode (5)
 2003: Terence Newman (2)
 2003: Jason Witten (11)
 2005: DeMarcus Ware (9 - 7 with Dallas)
 2005: Marion Barber (1)
 2005: Jay Ratliff (4)
 2006: Jason Hatcher (1)
 2007: Anthony Spencer (1)
 2007: Nick Folk (1)
 2008: Mike Jenkins (1)
 2008: Martellus Bennett (1 - with Chicago)
 2010: Sean Lee (2)
 2010: Dez Bryant (3)



2011: Tyron Smith (8)
 2011: DeMarco Murray (3 - 2 with Dallas)
 2011: Dwayne Harris (1 - with N.Y. Giants)
 2013: Travis Frederick (5)
 2014: Zack Martin (67)
 2014: DeMarcus Lawrence (2)
 2015: Byron Jones (1)
 2016: Dak Prescott (2)
 2016: Ezekiel Elliott (3)
 2016: Jaylon Smith (1)
 2018: Leighton Vander Esch (1)
 2020: Trevon Diggs (1)
 2021: Micah Parsons (1)



21

Since the start of 2016, Dak Prescott is responsible for 21 total touchdowns (18 passing, three rushing) when the game is within seven points in the fourth quarter or overtime, 10th in the NFL over that span.

★ QBs MULTIPLE TOUCHDOWNS ★

Dak Prescott had seven multi-passing touchdown games in 2016, tied for fourth by a rookie in NFL history. He had six multi-touchdown games in 2018, nine in 2019, two in 2020 and 11 in 2021. His 44 total games rank fifth in team history:

| Multiple Passing Touchdown Games - Dallas Cowboys | | Games | |
|---|-------|--------------------------|-----------|
| Player | Games | Player | Games |
| Tony Romo..... | 79 | Dak Prescott..... | 44 |
| Roger Staubach..... | 48 | Troy Aikman..... | 43 |
| Danny White..... | 44 | Don Meredith..... | 41 |

Prescott also notched four games with three-plus touchdown passes in 2016 - tying the most by a rookie quarterback in NFL history. It was also eighth in the NFL in 2016 by any quarterback.

After four more in 2017, two in 2018, six in 2019, two in 2020 and eight in 2021, he has 26 in total - second on the team's all-time three-touchdown games list:

| Three Passing Touchdown Games - Dallas Cowboys | | Games | |
|--|-----------|---------------------|-------|
| Player | Games | Player | Games |
| Tony Romo..... | 40 | Roger Staubach..... | 17 |
| Dak Prescott..... | 26 | Don Meredith..... | 14 |
| Danny White..... | 20 | Troy Aikman..... | 10 |

Prescott's eight games with three touchdown passes in 2021 are the most games by a Cowboys quarterback in a season in team history, and **his 11 games with multiple touchdown passes in 2021 are tied for the second-most in a season in team history, behind Tony Romo's 12 games in 2007.**

Prescott's 2021 season set a new standard in Cowboys lore, as those historic multi-touchdown games led to 37 touchdowns through the air, **establishing a franchise record for the most touchdown passes in a single season:**

Most Touchdown Passes by a Cowboys QB, Single-Season

| Player | Season | TDs | INTs | TD/INT |
|--------------------------|-------------|-----------|-----------|-------------|
| Dak Prescott..... | 2021 | 37 | 10 | 3.70 |
| Tony Romo..... | 2007 | 36 | 19 | 1.89 |
| Tony Romo..... | 2014 | 34 | 9 | 3.77 |
| Tony Romo..... | 2011 | 31 | 10 | 3.10 |
| Tony Romo..... | 2013 | 31 | 10 | 3.10 |

★ RAYNEING TOUCHDOWNS... ★

Rayne Dakota Prescott is responsible for 169 combined rushing, passing and receiving touchdowns through his first 85 NFL games, which ranks fifth in NFL history at the quarterback position:

Combined Touchdowns in a QBs First 85 Career Games

| Player | TDs | Player | TDs |
|--------------------------|------------|----------------------|-----|
| Dan Marino..... | 195 | Brett Favre..... | 165 |
| Aaron Rodgers..... | 189 | Patrick Mahomes..... | 159 |
| Andrew Luck..... | 182 | Johnny Unitas..... | 159 |
| Cam Newton..... | 172 | Peyton Manning..... | 158 |
| Dak Prescott..... | 169 | Kirk Cousins..... | 157 |
| Daunte Culpepper..... | 167 | Matt Stafford..... | 155 |

★ FOURTH QUARTER WINS ★

Since taking over as the Dallas Cowboys starting quarterback in 2016, Dak Prescott has engineered his share of fourth quarter wins for the club. Included in his 51 regular season wins as a starter are 17 occasions in which he led the team to victory when the club was tied or trailing in the fourth quarter or overtime. Prescott's 17 wins are the second-most by a Dallas signal caller:

4th Quarter/OT Wins - Cowboys

| Quarterback | Wins | Quarterback | Wins |
|--------------------------|-----------|---------------------|------|
| Tony Romo..... | 24 | Roger Staubach..... | 13 |
| Dak Prescott..... | 17 | Danny White..... | 11 |
| Troy Aikman..... | 15 | | |

Below is a look at each of Prescott's 17 games in which the game was tied or the team trailed in the fourth quarter to pull out the win and his 4th quarter/OT stats:

| Date | Opp | Score | Time | Left | Att | Com | Yds | TD | Int | Final Score |
|-----------------|-------------|--------------|-------------|----------|----------|-----------|----------|----------|----------|--------------|
| 9/18/16 | @Was | 20-23 | 15:00 | 7 | 6 | 66 | 0 | 0 | 0 | 27-23 |
| 10/30/16 | PHI* | 13-23 | 7:48 | 20 | 11 | 135 | 2 | 0 | 0 | 29-23 |
| 11/13/16 | @Pit | 29-30 | 0:42 | 11 | 10 | 83 | 0 | 0 | 0 | 35-30 |
| 12/1/16 | @Min | 7-9 | 14:11 | 4 | 2 | 26 | 1 | 0 | 0 | 17-15 |
| 12/18/16 | TB | 17-20 | 15:00 | 6 | 6 | 41 | 0 | 0 | 0 | 26-20 |
| 9/25/17 | @Ari | 14-14 | 14:45 | 3 | 3 | 94 | 1 | 0 | 0 | 28-17 |
| 12/10/17 | @NYG | 10-10 | 9:29 | 6 | 4 | 158 | 2 | 0 | 0 | 30-10 |
| 12/17/17 | @Oak | 17-17 | 6:30 | 6 | 5 | 82 | 0 | 0 | 0 | 20-17 |
| 12/31/17 | @Phi | 0-0 | 12:19 | 9 | 6 | 75 | 1 | 0 | 0 | 6-0 |
| 9/30/18 | DET | 23-24 | 2:17 | 11 | 7 | 99 | 0 | 0 | 0 | 26-24 |
| 11/11/18 | @Phi | 20-20 | 7:27 | 8 | 7 | 88 | 1 | 0 | 0 | 27-20 |
| 11/18/18 | @Atl | 19-19 | 1:52 | 6 | 4 | 45 | 0 | 0 | 0 | 22-19 |
| 12/9/18 | PHI* | 23-23 | 1:39 | 12 | 11 | 94 | 1 | 0 | 0 | 29-23 |
| 12/30/18 | @NYG | 28-32 | 3:21 | 10 | 5 | 78 | 1 | 0 | 0 | 36-35 |
| 9/20/20 | Atl | 24-36 | 15:00 | 21 | 13 | 182 | 1 | 0 | 0 | 40-39 |
| 9/19/21 | @LAC | 17-17 | 3:54 | 8 | 7 | 47 | 0 | 0 | 0 | 20-17 |
| 10/17/21 | @NE* | 29-29 | 7:53 | 5 | 5 | 71 | 1 | 0 | 0 | 35-29 |

*italics indicate overtime and are reflected in the stats totals

Amongst all NFL quarterbacks, Prescott is tied for the sixth-most game-winning drives from 2016-21:

Game-Winning Drives - NFL (2016-21)

| Player | Drives | Player | Drives |
|-------------------------|--------|--------------------------|-----------|
| Derek Carr..... | 24 | Drew Brees..... | 18 |
| Matthew Stafford..... | 22 | Dak Prescott..... | 17 |
| Ben Roethlisberger..... | 19 | Russell Wilson..... | 17 |
| Ryan Tannehill..... | 19 | Kirk Cousins..... | 15 |

*Game Winning Drive = Fourth quarter drive that puts team ahead for the final time

*4th Quarter Comeback = Offense overcomes a deficit to win the game

Since 2016, Prescott is responsible for 21 total touchdowns (18 passing, three rushing) when the game is within seven points in the fourth quarter or overtime, 11th in the NFL over that span:

4th Qtr & OT TDs, +/- 7 Points - NFL, 2016-21

| Player | Total TDs | Player | Total TDs |
|-------------------------|-----------|--------------------------|-----------|
| Russell Wilson..... | 30 | Matt Stafford..... | 24 |
| Derek Carr..... | 29 | Drew Brees..... | 23 |
| Matt Ryan..... | 27 | Ryan Tannehill..... | 23 |
| Aaron Rodgers..... | 26 | Tom Brady..... | 23 |
| Ben Roethlisberger..... | 25 | Dak Prescott..... | 21 |
| Kirk Cousins..... | 24 | Mahomes/Wentz..... | 18 |

Additionally, Prescott is **20-for-21** on pass attempts in overtime in his career, which at 95.2% is the highest completion percentage in overtime of any quarterback since 1991 (min. 10 pass attempts).

★ DAK'S RECORD WHEN... ★

Since taking over as Dallas' starting quarterback in 2016, Dak Prescott has compiled a 53-32 regular season record in 85 career starts, and he is 1-2 in the postseason. Below is a look at Prescott's record under several different circumstances:

| | Regular | Post |
|--|---------|------|
| Playing at home: | 29-14 | 1-1 |
| Playing on the road: | 24-18 | 0-1 |
| Playing indoors: | 26-13 | 1-1 |
| Playing outdoors: | 27-19 | 0-1 |
| Playing against the NFC East: | 25-6 | |
| Playing against the NFC (non-NFC East): .. | 18-14 | 1-2 |
| Playing against the AFC: | 10-12 | |
| Playing on Thursday: | 6-5 | |
| Playing on Saturday: | 1-0 | 1-1 |
| Playing on Sunday: | 41-26 | 0-1 |
| Playing on Sunday night: | 9-6 | |
| Playing on Monday night: | 4-1 | |
| Playing on artificial turf: | 39-24 | 1-1 |
| Playing on natural grass: | 14-8 | 0-1 |
| Offense totals over 400 yards: | 33-10 | 0-1 |
| Throws for over 300 yards: | 12-8 | 0-1 |
| Throws for 200-299 yards: | 33-15 | 1-1 |
| Attempts more than 30 passes: | 28-28 | 1-2 |
| Throws only one touchdown: | 15-6 | 1-1 |
| Throws more than one touchdown: | 31-13 | 0-1 |
| Completes 65.0%-or-more of his passes: .. | 37-12 | 1-2 |
| Averages more than 7.0 yards-per-attempt: .. | 42-10 | 0-2 |
| Has more than one Big Play (25+) passing: .. | 30-11 | 1-1 |
| Throws no interceptions: | 39-11 | 0-1 |
| Throws one interception: | 11-11 | 1-1 |
| Throws more than one interception: | 3-10 | |
| Records at least 100.0 passer rating: | 38-6 | 0-1 |
| Commits no turnovers: | 32-7 | 0-1 |
| Against teams with winning record: | 16-17 | 1-2 |
| Against teams with .500 record: | 12-8 | |
| Against teams with losing record: | 25-6 | |
| Has at least one rush attempt: | 49-26 | 1-2 |
| Has five-or-more rush attempts: | 19-6 | 1-0 |
| Sacked one time-or-less: | 28-10 | 1-1 |
| Sacked more than once: | 25-22 | 0-1 |
| September: | 12-8 | |
| October: | 12-7 | |
| November: | 13-10 | |
| December: | 15-5 | |
| January: | 1-2 | 1-2 |

| Team-by-team | | | | | | | |
|--------------------|---|---|-------|-------------------|---|---|-------|
| Team | W | L | Pct | Team | W | L | Pct |
| Arizona | 1 | 1 | .500 | Miami | 1 | 0 | 1.000 |
| Atlanta | 3 | 1 | .750 | Minnesota | 1 | 1 | .500 |
| Baltimore | 1 | 0 | 1.000 | New England .. | 1 | 1 | .500 |
| Buffalo | 0 | 1 | .000 | New Orleans .. | 2 | 1 | .667 |
| Carolina | 1 | 1 | .500 | N.Y. Giants | 9 | 2 | .818 |
| Chicago | 1 | 1 | .500 | N.Y. Jets | 0 | 1 | .000 |
| Cincinnati | 1 | 0 | 1.000 | Philadelphia .. | 7 | 3 | .700 |
| Cleveland | 1 | 1 | .500 | Pittsburgh | 1 | 0 | 1.000 |
| Denver | 0 | 2 | .000 | San Francisco .. | 2 | 0 | 1.000 |
| Detroit | 3 | 0 | 1.000 | Seattle | 0 | 3 | .000 |
| Green Bay | 1 | 2 | .333 | Tampa Bay | 2 | 1 | .667 |
| Houston | 0 | 1 | .000 | Tennessee | 0 | 1 | .000 |
| Indianapolis | 0 | 1 | .000 | Washington | 9 | 1 | .900 |
| Jacksonville | 1 | 0 | 1.000 | | | | |
| Kansas City | 1 | 1 | .500 | | | | |
| LA Chargers | 1 | 1 | .500 | | | | |
| LA Rams | 1 | 2 | .333 | | | | |
| Las Vegas | 1 | 1 | .500 | | | | |

Postseason

| | | | |
|-----------------|---|---|-------|
| Green Bay | 0 | 1 | .000 |
| L.A. Rams | 0 | 1 | .000 |
| Seattle | 1 | 0 | 1.000 |

★ DAK TO THE FUTURE ★

After his sixth pro season, Dak Prescott ranks third in completions (1,924), fourth in passing yards (22,083), fifth in attempts (2,889), wins (53) and passing touchdowns (143) and third in yards-per-attempt (7.64) in regular season team history:

Dallas Cowboys All-Time QB Chart

WINS AS STARTER

| | |
|---------------------------|-----------|
| Troy Aikman | 94 |
| Roger Staubach | 85 |
| Tony Romo | 78 |
| Danny White | 62 |
| Dak Prescott | 53 |

PASSING YARDS

| | |
|---------------------------|---------------|
| Tony Romo | 34,183 |
| Troy Aikman | 32,942 |
| Roger Staubach | 22,700 |
| Dak Prescott | 22,083 |
| Danny White | 21,959 |

ATTEMPTS

| | |
|---------------------------|--------------|
| Troy Aikman | 4,715 |
| Tony Romo | 4,335 |
| Roger Staubach | 2,958 |
| Danny White | 2,950 |
| Dak Prescott | 2,889 |

PASSING TOUCHDOWNS

| | |
|---------------------------|------------|
| Tony Romo | 247 |
| Troy Aikman | 165 |
| Danny White | 155 |
| Roger Staubach | 153 |
| Dak Prescott | 143 |

COMPLETIONS

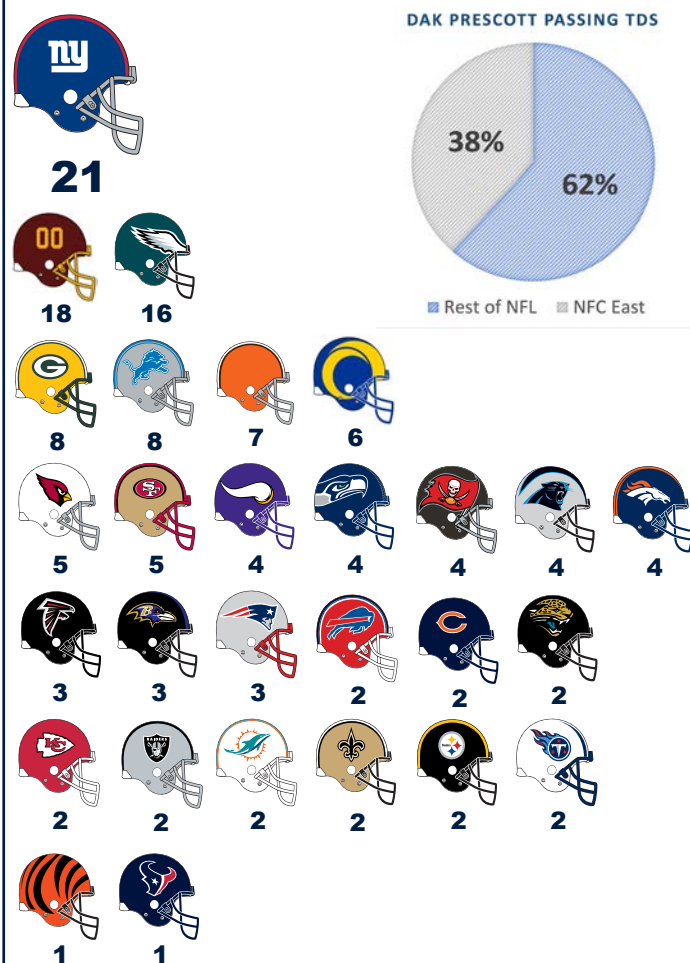
| | |
|---------------------------|--------------|
| Troy Aikman | 2,898 |
| Tony Romo | 2,829 |
| Dak Prescott | 1,924 |
| Danny White | 1,761 |
| Roger Staubach | 1,685 |

YARDS-PER-ATTEMPT

| | |
|---------------------------|-------------|
| Tony Romo | 7.89 |
| Roger Staubach | 7.67 |
| Dak Prescott | 7.64 |
| Don Meredith | 7.45 |
| Danny White | 7.44 |

★ PRESCOTT TDs BY TEAM ★

Dak Prescott has thrown a touchdown pass against 28 of the other 31 NFL teams in the regular season. Below is a team-by-team breakdown of his touchdowns through the air:



★ PRESCOTT TARGETS ★

Through six pro seasons, Dak Prescott has completed 1,924-of-2,889 passes for 22,083 yards with 143 touchdowns. Below is a breakdown of Prescott's targets by position and player:

| Position Breakdown | | | | | |
|--------------------|--------|----|-----------|-----|----|
| Comp. | Yds | TD | Comp. | Yds | TD |
| WR.....1,119 | 14,804 | 95 | FB.....11 | 63 | 0 |
| TE.....425 | 4,276 | 33 | OL.....1 | 1 | 1 |
| RB.....368 | 2,939 | 14 | | | |

| Player Breakdown by Completions | | | | | | | |
|---------------------------------|-----|-------|----|------------------|-----|-----|----|
| Player | Com | Yds | TD | Player | Com | Yds | TD |
| E. Elliott..... | 256 | 2,056 | 11 | D. Thompson.... | 14 | 124 | 0 |
| A. Cooper..... | 229 | 3,058 | 22 | L. Dunbar..... | 13 | 103 | 0 |
| J. Witten..... | 194 | 1,752 | 11 | M. Turner..... | 10 | 79 | 2 |
| C. Beasley..... | 174 | 1,774 | 12 | A. Morris..... | 9 | 53 | 0 |
| M. Gallup..... | 148 | 2,342 | 11 | K. Smith..... | 8 | 46 | 0 |
| D. Bryant..... | 119 | 1,634 | 14 | B. Bell..... | 5 | 71 | 0 |
| D. Schultz..... | 108 | 1,144 | 10 | C. Clement..... | 5 | 24 | 1 |
| C. Lamb..... | 100 | 1,402 | 8 | D. Smith..... | 5 | 113 | 1 |
| T. Williams..... | 97 | 1,162 | 3 | R. Switzer..... | 5 | 39 | 0 |
| B. Jarwin..... | 70 | 780 | 8 | J. Hanna..... | 4 | 88 | 1 |
| C. Wilson..... | 59 | 727 | 7 | R. Gathers..... | 3 | 45 | 0 |
| R. Cobb..... | 55 | 828 | 3 | G. Escobar..... | 3 | 23 | 1 |
| T. Pollard..... | 55 | 435 | 1 | S. McKeon..... | 3 | 24 | 1 |
| G. Swaim..... | 33 | 328 | 1 | L. Whitehead.... | 2 | 40 | 0 |
| N. Brown..... | 30 | 322 | 0 | J. Olawale..... | 2 | 13 | 0 |
| B. Butler..... | 30 | 533 | 6 | D. McFadden.... | 2 | 6 | 0 |
| R. Smith..... | 29 | 266 | 1 | J. Sprinkle..... | 2 | 21 | 0 |
| T. Austin..... | 21 | 317 | 3 | V. Bryant..... | 1 | 15 | 1 |
| A. Hurns..... | 20 | 295 | 2 | T. Steele..... | 1 | 1 | 1 |

Prescott has thrown 143 touchdown passes - fifth all-time in team history. Below is his individual touchdown totals:

| Player | TDs | Player | TDs |
|------------------------|-----|-------------------------|-----|
| Amari Cooper.....22 | | Terrance Williams.....3 | |
| Dez Bryant.....14 | | Allen Hurns.....2 | |
| Cole Beasley.....12 | | Malik Turner.....2 | |
| Jason Witten.....11 | | Corey Clement.....1 | |
| Ezekiel Elliott.....11 | | Gavin Escobar.....1 | |
| Michael Gallup.....11 | | James Hanna.....1 | |
| Dalton Schultz.....10 | | Rod Smith.....1 | |
| Blake Jarwin.....8 | | Geoff Swaim.....1 | |
| CeeDee Lamb.....8 | | Devin Smith.....1 | |
| Cedrick Wilson.....7 | | Tony Pollard.....1 | |
| Brice Butler.....6 | | Ventell Bryant.....1 | |
| Tavon Austin.....3 | | Sean McKeon.....1 | |
| Randall Cobb.....3 | | Terence Steele.....1 | |

**italics indicate current players*

★ TOUCHDOWN BREAKDOWN ★

Dak Prescott has thrown 143 touchdown passes. Below is a look at Prescott's touchdown totals by quarter, down and distance:

| Quarter | Down | Distance |
|--------------------|------------------|-------------------|
| 1st Quarter ... 26 | 1st Down 42 | 0-9 Yards.....50 |
| 2nd Quarter ... 49 | 2nd Down 59 | 10-19 Yards....35 |
| 3rd Quarter ... 26 | 3rd Down 39 | 20-29 Yards....27 |
| 4th Quarter ... 39 | 4th Down 3 | 30-39 Yards....9 |
| OT 3 | | 40-49 Yards....11 |
| | | 50+ Yards.....11 |

★ FOUR STAR RATING ★

Dak Prescott reached 1,500 pass attempts in the first week of 2019, qualifying him for the all-time NFL passing record books. Prescott ranks fifth in NFL annals in QB Rating, edging out Tony Romo as the highest-rated passer in Cowboys history:

All-Time NFL Quarterback Rating

| Player | Att | Cmp | Pct | Yds | TD | Int | Ratio | Rate |
|-------------------------------|--------------|-------------|---------------|------------|-----------|-------------|-------------|------|
| Patrick Mahomes.....2,345 | 1,550 | 66.1 | 18,991 | 151 | 37 | 4.08 | 105.8 | |
| Deshawn Watson.....1,748 | 1,186 | 67.8 | 14,539 | 104 | 36 | 2.89 | 104.5 | |
| Aaron Rodgers.....7,118 | 4,651 | 65.3 | 55,360 | 449 | 93 | 4.83 | 104.5 | |
| Russell Wilson.....4,735 | 3,079 | 65.0 | 37,059 | 292 | 87 | 3.36 | 101.8 | |
| Dak Prescott.....2,889 | 1,924 | 66.6 | 22,083 | 143 | 50 | 2.86 | 98.7 | |
| Drew Brees.....10,551 | 7,142 | 67.7 | 80,358 | 571 | 243 | 2.35 | 98.7 | |
| Kirk Cousins.....4,223 | 2,825 | 66.9 | 32,593 | 223 | 91 | 2.45 | 98.6 | |
| Tom Brady.....11,317 | 7,263 | 64.2 | 84,520 | 624 | 203 | 3.07 | 97.6 | |
| Tony Romo.....4,335 | 2,289 | 65.3 | 34,183 | 248 | 117 | 2.12 | 97.1 | |
| Steve Young.....4,149 | 2,667 | 64.3 | 33,124 | 232 | 107 | 2.17 | 96.8 | |

★ QB RATINGS AT 100.0 ★

Dak Prescott established the most games with a 100.0 passer rating by a quarterback in a season in team history with 11 in 2016:

Single-Season 100.0 QB Rating Games

| Player | Games | Season |
|-----------------------------|-------------|--------|
| Dak Prescott*.....11 | 2016 | |
| Tony Romo.....10 | 2007 | |
| Tony Romo.....10 | 2014 | |

**denotes rookie*

Prescott had 10 games with a 100.0 rating in 2021, and his 44 games with at least a 100.0 rating are tied for second in team history:

Career 100.0 QB Rating Games

| Player | Games | Player | Games |
|----------------------------|-------|-----------------------|-------|
| Tony Romo.....67 | | Roger Staubach.....37 | |
| Troy Aikman.....44 | | Danny White.....33 | |
| Dak Prescott.....44 | | Craig Morton.....24 | |

Prescott's 44 games with at least a 100.0 rating from 2016-21 trail only Russell Wilson (2012-17) for the most games by a quarterback in his first six seasons in NFL history:

100.0 QB Rating Games - First Six Seasons

| Player | Games | Seasons |
|----------------------------|----------------|---------|
| Russell Wilson.....46 | 2012-17 | |
| Dak Prescott.....44 | 2016-21 | |
| Patrick Mahomes.....37 | 2018-21 | |
| Ben Roethlisberger.....37 | 2004-09 | |
| Andy Dalton.....36 | 2011-16 | |
| Matt Ryan.....36 | 2008-13 | |

He continues to add to his resume, and through his first 85 starts, Prescott sits at 44 games with a 100.0 rating, tied for second through 85 starts in NFL history:

| Player | GS | 100.0 Rtg Games | W/L | Win% |
|----------------------------|-----------|-----------------|-------------|------|
| Aaron Rodgers.....85 | 51 | 42-9 | .824 | |
| Dak Prescott.....85 | 44 | 38-6 | .864 | |
| Tony Romo.....85 | 44 | 34-10 | .773 | |
| Kirk Cousins.....85 | 41 | 30-10-1 | .744 | |
| Philip Rivers.....85 | 41 | 33-8 | .805 | |
| Russell Wilson.....85 | 40 | 35-5 | .875 | |
| Steve Young.....85 | 40 | 33-7 | .825 | |

Since 2016, Prescott has recorded 27 games with a 100.0 passer rating at AT&T Stadium - the most by any quarterback in his home venue during that span:

| Player | 100.0 Rtg Games | W/L | Win% |
|----------------------------|-----------------|-------------|------|
| Dak Prescott.....27 | 22-5 | .815 | |
| Drew Brees.....26 | 21-5 | .808 | |
| Russell Wilson.....26 | 20-6 | .769 | |
| Tom Brady.....25 | 24-1 | .960 | |
| Aaron Rodgers.....25 | 24-1 | .960 | |

Prescott recorded a passer rating of 100.0-or-better in 10-of-16 games played in 2021, which tied with two others for the second-most 100.0-rating games in the league:

2021 Games with 100.0 QB Rating

| Player | 100.0 Gms | Player | 100.0 Gms |
|----------------------------|-----------|-----------------------|-----------|
| Aaron Rodgers.....11 | | Josh Allen.....8 | |
| Tom Brady.....10 | | Jimmy Garoppolo.....8 | |
| Joe Burrow.....10 | | Justin Herbert.....8 | |
| Dak Prescott.....10 | | Patrick Mahomes.....8 | |
| Kirk Cousins.....9 | | Kyler Murray.....8 | |
| Matt Stafford.....9 | | Carson Wentz.....8 | |
| Russell Wilson.....9 | | Two players.....7 | |

Prescott also led the league with eight games of a 100.0 passer rating and three-plus touchdown tosses:

2021 Games with 100.0 QB Rating, Three Touchdowns

| Player | 100.0 Gms | Player | 100.0 Gms |
|---------------------------|-----------|---------------------------|-----------|
| Dak Prescott.....8 | | Justin Herbert.....6 | |
| Tom Brady.....7 | | Patrick Mahomes.....6 | |
| Matt Stafford.....7 | | Aaron Rodgers.....6 | |
| Joe Burrow.....6 | | J. Allen/K. Cousins.....5 | |

Prescott's **eight games with a 100.0 rating and three-or-more passing touchdowns in 2021** moved him past Tony Romo (seven in 2014) for the most three passing touchdown games in a season in Cowboys history.

★ BIG FACE HUNDREDS ★

Dak Prescott's eight games with a 100.0 passer rating and three passing scores led the NFL in 2021 and are the most in a season in team history.

Prescott became the seventh quarterback (11th instance) in NFL history to record eight games with a 100.0 rating and three passing touchdowns in a single season:

Most Games of 100.0 Rating, 3 TDs in NFL History

| Player | 100.0/3 TD Games |
|----------------------------|------------------|
| Aaron Rodgers, 2020..... | 12 |
| Tom Brady, 2007..... | 10 |
| Patrick Mahomes, 2018..... | 10 |
| Aaron Rodgers, 2011..... | 10 |
| Peyton Manning, 2004..... | 9 |
| Peyton Manning, 2013..... | 9 |
| Drew Brees, 2012..... | 8 |
| Peyton Manning, 2014..... | 8 |
| Peyton Manning, 2012..... | 8 |
| Dak Prescott, 2021..... | 8 |
| Y.A Tittle, 1963..... | 8 |

★ QB WINS ★

Following his sixth season as the starting quarterback of the Dallas Cowboys, Dak Prescott has proven to be a winner, as his 53 victories rank fifth in team history. His 13 wins in 2016 were the most by a rookie quarterback in NFL history, and he followed that up with a 9-7 record in 2017, a 10-6 mark in 2018, an 8-8 record in 2019, 2-3 in 2020 and 11-5 in 2021.

Overall, Prescott's 53 wins rank fourth from 2016-21:

Wins by Starting NFL QB - 2016-21

| Player | Wins | Games | Win% |
|-------------------------------|-----------|-----------|-------------|
| Tom Brady, NE/TB..... | 71 | 93 | .763 |
| Aaron Rodgers, GB..... | 59 | 87 | .684 |
| Russell Wilson, Sea..... | 58 | 94 | .622 |
| Dak Prescott, Dal..... | 53 | 85 | .624 |
| Ben Roethlisberger, Pit..... | 52 | 78 | .673 |
| Patrick Mahomes..... | 50 | 63 | .794 |

Since 2016, Prescott has the second-most wins against his division, going 25-6 in games he has started against the NFC East:

| Player | Wins | Player | Wins |
|-------------------------------|-----------|----------------------------|------|
| Tom Brady, NE/TB..... | 27 | Aaron Rodgers, GB..... | 22 |
| Dak Prescott, Dal..... | 25 | Mahomes/Roethlisberger.... | 21 |

★ PASS, NO PICKS ★

Dak Prescott recorded a streak of 291 consecutive passes without an interception, spanning the last five games of 2019 and the first three games of 2020. The streak is the longest in Cowboys history, and at the time, it was the 10th-longest in NFL history.

Prescott set the Cowboys record for consecutive passes without a pick in Week 1, 2020 at the LA Rams - breaking Troy Aikman's 20-year record of 216 consecutive throws from the 1999 season - and continued to Week 3, 2020 at Seattle.

Dallas Cowboys Consecutive Passes With No INT

| Player | Season | Consec. Passes | No. Of Games |
|--------------------------|----------------|----------------|--------------|
| Dak Prescott..... | 2019-20 | 291 | 8 |
| Troy Aikman..... | 1999 | 216 | 8 |
| Troy Aikman..... | 1995 | 184 | 7 |

Prescott finished the 2021 regular season on a streak of 142 consecutive passes without a pick, the fifth-longest streak of his career:

Dak Prescott Streaks of Consecutive Passes With No INT

| Player | Season | Consec. Passes | No. Of Games |
|--------------------------|--------------|----------------|--------------|
| Dak Prescott..... | 2019-20 | 291 | 8 |
| Dak Prescott..... | 2016 | 176 | 6 |
| Dak Prescott..... | 2016 | 171 | 7 |
| Dak Prescott..... | 2018 | 151 | 5 |
| Dak Prescott..... | 2021* | 142 | 5 |

*active streak

★ TIGHT WINDOW THROWS ★

Dak Prescott ranked fifth in the NFL in 2021 with 92 tight window throws (throws with less than one yard of separation from nearest defender) and completed 34.8% of those passes. The NFL average for tight window completion percentage over the last five seasons is 34.0%. Below are Prescott's tight window throws by season.

| Season | Tight Wndw Throws | Tight Wndw Comp | Tight Wndw Comp% |
|------------------|-------------------|-----------------|------------------|
| 2021..... | 92 | 32 | 34.8% |
| 2020..... | 34 | 12 | 35.3% |
| 2019..... | 106 | 42 | 39.6% |
| 2018..... | 92 | 36 | 39.1% |
| 2017..... | 93 | 41 | 44.1% |
| 2016..... | 96 | 41 | 42.7% |

★ TOUCHDOWN-TO-INTERCEPTION RATIO ★

Dak Prescott has shown prolific decision making in his career, throwing only 50 interceptions against 143 touchdown passes. Prescott also knows when to tuck the ball and attack with his legs, scoring an additional 25 touchdowns on the ground in his five-plus NFL seasons. Among all qualifying quarterbacks (1,500 pass attempts), Prescott ranks sixth all-time with a 2.86 touchdown/interception ratio:

HIGHEST TD/INT RATIO IN NFL HISTORY



★ AERIAL ACCOLADES ★

Dak Prescott led the league with 25 completions of 20-plus yards in 2020 before his season-ending injury in Week 5. In 2021 he tied for seventh with 55 long completions, but he tied for third with 11 20-plus yard touchdowns:

2021 20+ Yard Touchdown Pass Leaders

| Player | Team | Com | 20+ Com | TD | 20+ TD | 20+ TD% |
|--------------------------|------------|------------|------------|-----------|-----------|--------------|
| Joe Burrow..... | Cin | 366 | 60 | 34 | 18 | 52.9% |
| Tom Brady..... | TB | 485 | 75 | 43 | 13 | 30.2% |
| Kirk Cousins..... | Min | 372 | 60 | 33 | 11 | 33.3% |
| Patrick Mahomes..... | KC | 436 | 58 | 37 | 11 | 29.7% |
| Dak Prescott..... | Dal | 410 | 55 | 37 | 11 | 29.7% |

Prescott's long touchdowns didn't just come from catch-and-run opportunities, as he tied for sixth in touchdown completions of 21-plus air yards in 2021:

2021 Touchdowns on Deep Throws of 21+ Air Yds

| Player | Att | TDs | Player | Att | TDs |
|------------------|-----|-----|------------------|-----|-----|
| J. Burrow..... | 66 | 13 | P. Mahomes..... | 63 | 7 |
| R. Wilson..... | 70 | 9 | K. Murray..... | 60 | 7 |
| K. Cousins..... | 64 | 8 | D. Prescott..... | 59 | 7 |
| T. Heinicke..... | 53 | 8 | M. Stafford..... | 55 | 7 |
| J. Herbert..... | 57 | 8 | C. Wentz..... | 51 | 7 |
| D. Carr..... | 70 | 7 | Two players..... | -- | 6 |

★ FIRST DOWNS FOR 4 ★

Dak Prescott completed 410-of-596 passes in 2021, and he ranked sixth in the NFL in 2021 with 227 passing first downs. His first down rate of 38.1% (227-of-596) ranked seventh in 2021, and since 1991 when the stat began to be tracked, it ranks 10th in a single season in Cowboys history:

Single-Season Passing First Down Rate - Dallas Cowboys

| Player | Season | Com | Att | Yards | 1st | 1st% |
|--------------------------|-------------|------------|------------|--------------|------------|--------------|
| Tony Romo..... | 2014 | 304 | 435 | 3,705 | 189 | 43.4% |
| Tony Romo..... | 2006 | 220 | 337 | 2,903 | 143 | 42.4% |
| Tony Romo..... | 2007 | 335 | 520 | 4,211 | 215 | 41.3% |
| Troy Aikman..... | 1991 | 237 | 363 | 2,754 | 148 | 40.8% |
| Troy Aikman..... | 1995 | 280 | 432 | 3,304 | 173 | 40.0% |
| Dak Prescott..... | 2016 | 311 | 459 | 3,667 | 182 | 39.7% |
| Tony Romo..... | 2011 | 346 | 522 | 4,184 | 203 | 38.9% |
| Troy Aikman..... | 1993 | 271 | 392 | 3,100 | 152 | 38.8% |
| Dak Prescott..... | 2019 | 365 | 563 | 4,599 | 216 | 38.4% |
| Dak Prescott..... | 2021 | 410 | 596 | 4,449 | 227 | 38.1% |
| Troy Aikman..... | 1992 | 302 | 473 | 3,445 | 176 | 37.2% |

★ MOVE THE CHAINS ★

Dak Prescott threw 29 first downs against Cleveland (10/4/20), the most in a single game in Cowboys history and the most by any NFL quarterback in a single game since at least 1994, when the data became available:

| Player | Opp, Date | 1stD |
|--------------------------|-------------------------|-----------|
| Dak Prescott..... | vs. Cle, 10/4/20 | 29 |
| Billy Volek..... | vs. Oak, 12/19/04 | 28 |
| Matt Stafford..... | vs. GB, 1/1/12 | 27 |
| Jared Goff..... | vs. TB, 9/29/19 | 27 |

Prescott then threw for 25 first downs at New England (10/17/21), which is the second-highest total in franchise history:

| Player | Opp, Date | 1stD |
|--------------------------|------------------------|-----------|
| Dak Prescott..... | vs. Cle, 10/4/20 | 29 |
| Dak Prescott..... | at NE, 10/17/21 | 25 |
| Dak Prescott..... | vs. Phi, 12/9/18 | 23 |
| Tony Romo..... | at NYG, 12/6/09 | 23 |

Prescott had 227 passing first downs on 596 pass attempts in 2021 - sixth in the league - and his first down percentage of 38.1% ranked seventh:

Highest Passing First Down Pct in 2021 - NFL

| Player | Att | 1stD% | Player | Att | 1stD% |
|-------------------|-----|-------|-------------------------|------------|--------------|
| A. Rodgers..... | 531 | 40.1% | J. Herbert..... | 672 | 38.1% |
| P. Mahomes..... | 658 | 39.5% | D. Prescott..... | 596 | 38.1% |
| J. Garoppolo..... | 441 | 39.0% | T. Brady..... | 719 | 37.4% |
| J. Burrow..... | 520 | 38.8% | J. Allen..... | 646 | 36.2% |
| M. Stafford..... | 601 | 38.8% | R. Tannehill..... | 531 | 36.2% |

★ RAYNE MAN ★

Dak Prescott has proven to be a threat with his feet during his career, becoming the fourth Cowboys quarterback to surpass 1,000 career rushing yards (1,460). Prescott did it in 50 games, tying Roger Staubach for the fewest games to the mark.

Overall, Prescott ranks first in rushing scores (25), second in rushing yards (1,460) and third in carries (307) among Cowboys quarterbacks all-time:

All-Time Dallas Cowboys QB Rushing Yard Leaders

| Player | Att | Yards | Avg | Long | TD |
|--------------------------|------------|--------------|------------|-----------|-----------|
| Roger Staubach..... | 410 | 2,264 | 5.5 | 33 | 20 |
| Dak Prescott..... | 307 | 1,460 | 4.8 | 42 | 25 |
| Don Meredith..... | 242 | 1,216 | 5.0 | 28 | 15 |
| Troy Aikman..... | 327 | 1,016 | 3.1 | 25 | 9 |

Prescott has notched 25 rushing scores since his rookie season, third by any NFL quarterback from 2016-21:

QB Rush TDs - 2016-21

| Player | Rush TDs |
|-------------------------------|-----------|
| Cam Newton, Car/NE..... | 32 |
| Josh Allen, Buf..... | 31 |
| Dak Prescott, Dal..... | 25 |
| Lamar Jackson, Bal..... | 21 |

Prescott's 25 rushing touchdowns rank fifth in NFL history through the first 85 games of a quarterback's career, post merger:

QB Rush TDs - First 85 Games

| Player | Rush TDs |
|-------------------------------|-----------|
| Cam Newton, Car..... | 46 |
| Josh Allen, Buf..... | 31 |
| Daunte Culpepper, Min..... | 30 |
| Steve McNair, Ten..... | 26 |
| Dak Prescott, Dal..... | 25 |

Prescott has set various rushing records by a Cowboys QB:

Dak Prescott QB Rushing Records

| Team Record Set | Total | Year |
|--|-------|----------|
| Rush Yards by a QB, Single Season..... | 357 | 2017 |
| Rush TDs by a QB, Single Season..... | 6 | 2016, 18 |
| Rush TDs by a QB, Career..... | 25 | 2016-21 |
| Rush Atts by a QB, Single Season..... | 75 | 2018 |
| Rush Atts by a Rookie QB, Single Season..... | 57 | 2016 |
| Longest Rush by a QB..... | 42 | 2019 |
| Rush TDs, Single Game..... | 3 | 2020 |
| Rush Attempts, Single Game..... | 11 | 2018 |

★ I JUST FELT LIKE RUNNING ★

Dak Prescott has 143 touchdown passes and 25 rushing touchdowns since entering the NFL in 2016, joining Daunte Culpepper and Cam Newton as the only players with at least 125 touchdown passes and 25 rushing touchdowns in their first six seasons in league history.

Additionally, Prescott has 17 career games with at least one passing score and one rushing score, the fourth-most such games by a quarterback in his first six seasons in NFL annals:

Games with a Pass TD and Rush TD in First Six NFL Seasons

| Player | Seasons | Games |
|--------------------------|----------------|-----------|
| Cam Newton..... | 2011-16 | 35 |
| Daunte Culpepper..... | 1999-04 | 20 |
| Josh Allen..... | 2018-21 | 20 |
| Dak Prescott..... | 2016-21 | 17 |

★ BOMBS AWAY ★

Since he entered the league in 2016, Prescott has thrown 11 touchdown passes of more than 50 yards, trailing only nine other quarterbacks over the last six seasons:

Touchdown Passes of 50+ Yards Since 2016

| Player | TDs | Player | TDs |
|------------------------------|-----|-------------------------------|-----------|
| Kirk Cousins, Was/Min..... | 15 | Philip Rivers, LAC..... | 12 |
| Tom Brady, TB..... | 14 | Matt Stafford, Det/LAR..... | 12 |
| Russell Wilson, Sea..... | 14 | Carson Wentz, Phi/Ind..... | 12 |
| Patrick Mahomes, KC..... | 13 | Dak Prescott, Dal..... | 11 |
| Ryan Tannehill, Mia/Ten..... | 13 | Aaron Rodgers, GB..... | 11 |
| Derek Carr, LV..... | 12 | Ben Roethlisberger, Pit..... | 11 |

★ MOVING UP THE CHARTS ★

Dak Prescott has 20 games with at least 300 yards through the air - second in Cowboys history:

| Player | Games |
|---------------------------|-----------|
| Tony Romo | 46 |
| Dak Prescott | 20 |
| Troy Aikman | 13 |
| Danny White | 10 |
| Don Meredith | 7 |

His 20 games from 2016-21 are the second-most through a player's first six seasons in Cowboys history (Romo's 24 rank first).

★ QUICK DRAW DAK ★

Dak Prescott recorded an average time to throw of 2.67 seconds on his pass attempts in 2021 - per PFF, which ranked 13th:

| Player | Avg Release | Player | Avg Release |
|-------------------------|-------------|--------------------------|-------------|
| B. Roethlisberger | 2.26 | A. Rodgers | 2.59 |
| T. Brady | 2.34 | M. Jones | 2.60 |
| J. Garoppolo | 2.53 | J. Burrow | 2.63 |
| T. Tagovailoa | 2.53 | M. Stafford | 2.66 |
| R. Tannehill | 2.56 | J. Goff | 2.66 |
| D. Mills | 2.57 | D. Prescott | 2.67 |
| K. Cousins | 2.59 | M. Ryan | 2.69 |

As his career has progressed, Prescott has gotten rid of the ball faster, as seen by his average time to throw (ATT) by year:

| Year | ATT | Year | ATT |
|-------------------|-------------|------------|------|
| 2021 | 2.67 | 2018 | 2.86 |
| 2020 | 2.59 | 2017 | 2.80 |
| 2019 | 2.81 | 2016 | 2.88 |

★ PRESSURE IS PRIVILEGE ★

Dak Prescott attempted 167 passes in the face of increased pressure brought by the blitz in 2021 - and threw 21 touchdowns, most in the league:

Most Touchdown Passes Against the Blitz - 2021 Season

| Player | Att | Com | Yds | TD | Rating |
|---------------------------|------------|------------|--------------|-----------|--------------|
| Dak Prescott | 167 | 101 | 1,135 | 21 | 110.4 |
| Tom Brady | 169 | 111 | 1,401 | 17 | 107.6 |
| Matthew Stafford | 130 | 92 | 1,117 | 14 | 129.6 |
| Joe Burrow | 111 | 76 | 1,112 | 11 | 118.9 |
| Kirk Cousins | 149 | 94 | 1,211 | 11 | 113.1 |
| Aaron Rodgers | 139 | 88 | 989 | 11 | 107.9 |

★ ANY/A GIVEN SUNDAY ★

Dak Prescott also ranked seventh in terms of adjusted net yards-per-attempt (ANY/A)*, which is a metric that weighs sacks, places a heavier penalty on interceptions and has a strong correlation with points scored by the offense.

2021 Quarterback ANY/A - NFL

| Player | Att | Com | Yards | TD | INT | Sks | ANY/A |
|--------------------------|------------|------------|--------------|-----------|-----------|-----------|-------------|
| A. Rodgers | 531 | 366 | 4,115 | 37 | 4 | 30 | 8.00 |
| J. Burrow | 520 | 366 | 4,611 | 34 | 14 | 51 | 7.51 |
| M. Stafford | 601 | 404 | 4,886 | 41 | 17 | 30 | 7.45 |
| K. Cousins | 561 | 372 | 4,221 | 33 | 7 | 28 | 7.42 |
| T. Brady | 719 | 485 | 5,316 | 43 | 12 | 22 | 7.41 |
| J. Garoppolo | 441 | 301 | 3,810 | 20 | 12 | 29 | 7.38 |
| D. Prescott | 596 | 410 | 4,449 | 37 | 10 | 30 | 7.38 |
| R. Wilson | 400 | 259 | 3,113 | 25 | 6 | 33 | 7.11 |
| P. Mahomes | 658 | 436 | 4,839 | 37 | 13 | 28 | 7.07 |
| J. Herbert | 672 | 443 | 5,014 | 38 | 15 | 31 | 6.95 |

ANY/A Formula: ((pass yards + 20(pass TD)) - (45*(interceptions thrown) - sack yards))/(passing attempts + sacks)

46%

Dak Prescott threw for 4,449 yards this season, with 2,027 (45.6%) of those yards coming from yards after the catch by his receivers - the eighth-most YAC for a quarterback on his completions in 2021.

★ ZERO TO 400, REAL QUICK ★

Dak Prescott surpassed 400 yards through the air three times each in 2019 and 2020 - tied with Tony Romo (2012) for the most 400-yard games in a single season in Cowboys history:

| Player | Team | Season | Games w/ 400 Yds |
|---------------------------|------------|-------------|------------------|
| Tony Romo | Dal | 2013 | Three |
| Dak Prescott | Dal | 2019 | Three |
| Dak Prescott | Dal | 2020 | Three |

Prescott's three games with 400 yards are also the second-most in a single season in NFL history behind only Dan Marino, Peyton Manning and Ryan Fitzpatrick - all with four:

| Player | Team | Season | Games w/ 400 Yds |
|---------------------------|------------|-------------|------------------|
| Dan Marino | Mia | 1984 | Four |
| Peyton Manning | Den | 2013 | Four |
| Ryan Fitzpatrick | TB | 2018 | Four |
| Tom Brady | TB | 2021 | Three |
| Joe Burrow | Cin | 2021 | Three |
| Dak Prescott | Dal | 2019 | Three |
| Dak Prescott | Dal | 2020 | Three |
| Eli Manning | NYG | 2011 | Three |
| Dan Marino | Mia | 1986 | Three |
| Philip Rivers | SD | 2013 | Three |
| Aaron Rodgers | GB | 2018 | Three |
| Tony Romo | Dal | 2013 | Three |

Prescott has nine career 400-yard games after adding two 400-yard performances in 2021, the most by any passer since 2016:

| Player | 400-Yd Games |
|---------------------------|--------------|
| Dak Prescott | 9 |
| Patrick Mahomes | 7 |
| Tom Brady | 6 |
| Kirk Cousins | 5 |
| Ryan Fitzpatrick | 5 |
| Aaron Rodgers | 5 |

Prescott's nine 400-yard games are also **tied for the most by any passer** in the first six seasons of a career:

| Player | Seasons | 400-Yd Games |
|---------------------------|----------------|--------------|
| Dan Marino | 1984-88 | 9 |
| Dak Prescott | 2016-21 | 9 |
| Patrick Mahomes | 2018-21 | 7 |
| Matt Stafford | 2009-13 | 6 |

Prescott owns the Cowboys record for the most 400-yard games in a career:

| Player | 400-Yd Games | W/L | Win% |
|---------------------------|--------------|------------|-------------|
| Dak Prescott | 9 | 5-4 | .556 |
| Tony Romo | 5 | 0-5 | .000 |
| Don Meredith | 2 | 1-1 | .500 |
| Troy Aikman | 1 | 0-1 | .000 |
| Kellen Moore | 1 | 0-1 | .000 |

Dak Prescott Career 400-Yard Games

| Opp, Date | Att | Com | Yards | W/L |
|------------------------------|-----------|-----------|------------|----------|
| vs. Cle, 10/4/20 | 58 | 41 | 502 | L |
| at Sea, 9/27/20 | 57 | 37 | 472 | L |
| vs. GB, 10/6/19 | 44 | 27 | 463 | L |
| vs. Phi, 12/9/18 | 54 | 42 | 455 | W |
| vs. Atl, 9/20/20 | 47 | 34 | 450 | W |
| at NE, 10/17/21 | 51 | 31 | 445 | W |
| at Det, 11/17/19 | 46 | 29 | 444 | W |
| vs. NYG, 9/8/19 | 32 | 25 | 405 | W |
| at TB, 9/9/21 | 58 | 42 | 403 | L |

Prescott is the only quarterback in Cowboys history to pass for 400 yards in consecutive games, and his three-game streak is tied with Ryan Fitzpatrick (2018) for the longest streak in NFL history.

Prescott set an NFL record by passing for at least 450 yards in three straight games (vs. Atl, 9/20/20 - vs. Cle, 10/4/20), surpassing Jameis Winston (two game streak in 2019):

| Player | Season | Games | Yards | TD | W/L |
|---------------------------|-------------|----------|--------------|----------|------------|
| Dak Prescott | 2020 | 3 | 1,424 | 8 | 1-2 |
| Jameis Winston | 2019 | 2 | 914 | 8 | 2-0 |

Prescott's 1,424 yards over the three-game stretch (vs. Atl, 9/20/20 - vs. Cle, 10/4/20) are the most by any NFL quarterback over a three-game stretch in league history.

★ COMPLETE CONTROL ★

Dak Prescott completed 410 passes in 2021 - fifth in the NFL and recorded the fourth-best completion rate at 68.8%:

Highest Completion Percentage Among QBs in 2021

| Player | Comp% | Player | Comp% |
|--------------------------|--------------|----------------------|-------|
| Joe Burrow..... | 70.4% | Jimmy Garoppolo..... | 68.3% |
| Kyler Murray | 69.2% | Tua Tagovailoa..... | 67.8% |
| Aaron Rodgers..... | 68.9% | Mac Jones | 67.6% |
| Dak Prescott..... | 68.8% | Tom Brady..... | 67.5% |
| Derek Carr | 68.4% | Ryan Tannehill | 67.2% |

Prescott was extremely accurate, but not at the detriment of pushing the ball down field, passing for 4,449 yards and 7.46 yards-per-attempt on the year. **His completion percentage ranks third in single-season team history:**

Highest Single-Season Comp.%, Cowboys History

| Player | Season | Comp | Attempts | Comp% |
|--------------------------|-------------|------------|------------|--------------|
| Tony Romo | 2014 | 304 | 435 | 69.9% |
| Troy Aikman..... | 1993 | 271 | 392 | 69.1% |
| Dak Prescott..... | 2021 | 410 | 596 | 68.8% |
| Dak Prescott..... | 2016 | 311 | 459 | 67.8% |
| Dak Prescott..... | 2018 | 356 | 526 | 67.7% |

Drew Brees holds the NFL record for completion percentage in a season, 74.4% in 2018.

★ YOU COMPLETE ME ★

Dak Prescott completed 23-of-27 passes in Week 2 at the Chargers (9/19), registering a completion percentage of 85.2% that ranked second in the league in 2021 (Baker Mayfield, 90.5% vs. Hou) and fourth in his career in a single game.

Prescott Career Games with 85.0% Completion Percentage

| Opp, Date | Att | Comp | Yards | Pct | TD | INT |
|------------------------------|-----------|-----------|------------|--------------|----------|----------|
| vs. TB, 12/18/16 | 36 | 32 | 279 | 88.9% | 0 | 0 |
| at Was, 9/15/19 | 30 | 26 | 269 | 86.7% | 3 | 1 |
| vs. NO, 11/29/18 | 28 | 24 | 249 | 85.7% | 1 | 0 |
| at LAC, 9/19/21 | 27 | 23 | 237 | 85.2% | 0 | 1 |

Since he entered the league in 2016, Prescott's four games with a completion percentage over 85.0% are tied for the most by any quarterback:

Games with 85.0% Completion Percentage, NFL Since 2016

| Player | Games | W/L |
|--------------------------|----------|------------|
| Dak Prescott..... | 4 | 4-0 |
| Derek Carr | 4 | 3-1 |
| Drew Brees | 3 | 3-0 |
| Lamar Jackson | 3 | 3-0 |

★ MULTIPLE TD MAESTRO ★

Dak Prescott threw three touchdown passes in four consecutive games, starting against Philadelphia (9/27) through the game at New England (10/17). **Prescott is the first player in Cowboys history to record four consecutive games with three-or-more touchdowns through the air.** It was the longest streak in the NFL in 2021 and was tied for the 11th-longest in league history:

Longest Streak of Games with Three TD Passes - NFL

| Player | Gms | Player | Gms |
|------------------------------|-----|---------------------------------|----------|
| Tom Brady (2007) | 10 | Peyton Manning (2012)..... | 5 |
| Andrew Luck (2018) | 8 | Aaron Rodgers (2011)..... | 5 |
| Peyton Manning (2004) | 8 | Steve Young (1998)..... | 5 |
| Dan Marino (1986-87) | 7 | Bobby Layne (1951)..... | 5 |
| Russell Wilson (2015)..... | 5 | Dak Prescott (2021)..... | 4 |
| Aaron Rodgers (2012-13)..... | 5 | Many others tied..... | 4 |

Prescott had a streak of six consecutive games with multiple touchdown passes that broke at Kansas City (11/21) - the longest streak of his career. The six-game clip is also tied for the third-longest in Cowboys history:

Longest Cowboys Streaks with Multiple TD Passes

| Player | Gms | Player | Gms |
|----------------------------------|----------|--------------------------|-----|
| Don Meredith (1965-66) | 13 | Tony Romo (2007)..... | 6 |
| Tony Romo (2006-07) | 7 | Danny White (1983) | 6 |
| Dak Prescott (2021) | 6 | Seven instances..... | 5 |

★ THIRD DOWN DARLING ★

Dak Prescott's ability to make the play that extends the drive on third down should not be overlooked, as he posted a first down on 63-of-145 third down attempts in 2021 - 10th-highest total in the league:

Most Passing First Downs on Third Downs in 2021

| Player | Att | Comp | Yards | 1stD | 1stD Pct |
|--------------------------|------------|-----------|--------------|-----------|--------------|
| Justin Herbert | 169 | 105 | 1,357 | 79 | 46.7% |
| Patrick Mahomes..... | 147 | 97 | 1,259 | 75 | 51.0% |
| Matt Stafford | 141 | 91 | 1,379 | 74 | 52.5% |
| Tom Brady | 163 | 100 | 1,196 | 73 | 44.8% |
| Ben Roethlisberger.. | 181 | 117 | 1,167 | 70 | 38.7% |
| Josh Allen | 155 | 86 | 1,008 | 69 | 44.5% |
| Matt Ryan | 155 | 101 | 1,117 | 67 | 43.2% |
| Kirk Cousins | 164 | 101 | 1,270 | 66 | 40.2% |
| Ryan Tannehill..... | 161 | 109 | 1,145 | 66 | 41.0% |
| Dak Prescott..... | 145 | 90 | 1,068 | 63 | 43.4% |

The Cowboys converted 43.4% (99-of-228) of their third down tries - 11th in the NFL. There has only been one Cowboys team to finish a season with a third down percentage above 50.0% in franchise history - the 1978 team that converted 50.2% of its third down attempts:

Highest Cowboys Third Down Conversion Percentage

| Season | Att | Conv | Pct |
|-----------------------|------------|-----------|--------------|
| 1. 1978 | 235 | 118 | 50.2% |
| 2. 1979 | 241 | 120 | 49.8% |
| 3. 1980 | 243 | 120 | 49.4% |
| 4. 2006 | 205 | 100 | 48.8% |
| 5. 2014 | 201 | 95 | 47.3% |
| 13. 2021 | 228 | 99 | 43.4% |

Below is a breakdown of the Cowboys third down conversions by distance in 2021:

| 3rd & Short (<4 Yds) | 3rd & Med (4-6 Yds) | 3rd & Long (>6 Yds) | 3rd & 10+ |
|-------------------------|------------------------|------------------------|--------------|
| 48-70 (68.6%) | 34-563 (54.0%) | 17-95 (17.9%) | 6-50 (12.0%) |
| Rank: 5th | Rank: 3rd | Rank: 32nd | Rank: 29th |

★ GUESS WHO'S DAK ★

Dak Prescott returned from his 2020 season-ending ankle injury with a renewed purpose and focus in 2021, and he finished third in the NFL in passer rating on his comeback tour:

2021 NFL Quarterback Rating

| Player | Att | Cmp | Pct | Yds | TD | Int | Ratio | Rate |
|--------------------------|------------|------------|-------------|--------------|-----------|-----------|-------------|--------------|
| Aaron Rodgers .. | 531 | 366 | 68.9 | 4,115 | 37 | 4 | 9.25 | 111.9 |
| Joe Burrow | 520 | 366 | 70.4 | 4,611 | 34 | 14 | 2.43 | 108.3 |
| Dak Prescott..... | 596 | 410 | 68.8 | 4,449 | 37 | 10 | 3.70 | 104.2 |
| Kirk Cousins | 561 | 372 | 66.3 | 4,221 | 33 | 7 | 4.71 | 103.1 |
| Russell Wilson ... | 400 | 259 | 64.8 | 3,113 | 25 | 6 | 4.16 | 103.1 |
| Matt Stafford | 601 | 404 | 67.2 | 4,886 | 41 | 17 | 2.41 | 102.9 |
| Tom Brady | 719 | 485 | 67.5 | 5,316 | 43 | 12 | 3.58 | 102.1 |
| Kyler Murray | 481 | 333 | 69.2 | 3,787 | 24 | 10 | 2.40 | 100.6 |
| Jimmy Garoppolo .. | 441 | 301 | 68.3 | 3,810 | 20 | 12 | 1.67 | 98.7 |
| Patrick Mahomes .. | 658 | 436 | 66.3 | 4,839 | 37 | 13 | 2.84 | 98.5 |

Prescott was a difference maker for his team in 2021, throwing 15 touchdowns to tie the game or take a lead - sixth among all passers:

2021 TD Passes to Tied Game/Take Lead

| Player | TDs | Player | TDs |
|-----------------------|-----|---------------------------|-----------|
| Kirk Cousins..... | 20 | Dak Prescott | 15 |
| Justin Herbert | 19 | Joe Burrow | 14 |
| Tom Brady | 17 | Aaron Rodgers | 13 |
| Patrick Mahomes | 17 | Taylor Heinicke | 12 |
| Matt Stafford | 16 | Wilson/Tagovailoa | 12 |

445

Dak Prescott threw for 445 yards at New England (10/17) in Week 6 - the most passing yards ever allowed by a Bill Belichick-coached Patriots defense - a span of 21 years and 336 games.

★ PASSING DEPTH CHART ★

Below is a chart detailing Dak Prescott's attempts by distance for the 2021 season, per *Pro Football Focus*:



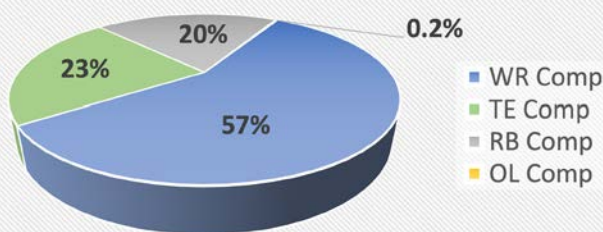
| Outside Left | Between Numbers | Outside Right |
|--|---|--|
| 11/22 323 2 TD, 0 INT 126.1 NFL | 12/24 351 2 TD, 3 INT 84 NFL | 9/27 288 4 TD, 1 INT 98.5 NFL |
| 21/30 268 7 TD, 0 INT 137.2 NFL | 28/56 459 2 TD, 5 INT 52.6 NFL | 17/32 233 5 TD, 0 INT 116.3 NFL |
| 52/69 439 4 TD, 1 INT 104.7 NFL | 122/148 1107 7 TD, 0 INT 113.6 NFL | 61/68 485 3 TD, 0 INT 111.1 NFL |
| 31/36 186 0 TD, 0 INT 88.2 NFL | 28/33 198 0 TD, 0 INT 91.7 NFL | 18/20 112 1 TD, 0 INT 106.7 NFL |

Statistics: COM/ATT
YDS (YAC)

★ PASS DISTRIBUTION ★

Dak Prescott completed 410 passes in 2021, with 234 to WRs, 92 to TEs, 83 to RBs and one to offensive linemen:

Dak Prescott 2021 Completions by Position



★ HOME SWEET HOME ★

Dak Prescott has a 29-14 record as the starting quarterback when he plays at home in the confines of AT&T Stadium:

Prescott Home Stadium Stats by Season

| Season | W-L | Att | Comp | Yards | Pct | TD | INT |
|---------------|--------------|--------------|------------|---------------|-------------|-----------|-----------|
| 2016 | 7-1 | 248 | 172 | 1,976 | 69.4 | 11 | 1 |
| 2017 | 3-5 | 258 | 160 | 1,627 | 62.0 | 11 | 9 |
| 2018 | 7-1 | 248 | 179 | 1,995 | 72.2 | 14 | 3 |
| 2019 | 5-3 | 286 | 190 | 2,620 | 66.4 | 20 | 7 |
| 2020 | 2-1 | 126 | 89 | 1,118 | 70.6 | 5 | 2 |
| 2021 | 5-3 | 274 | 184 | 2,187 | 67.2 | 23 | 2 |
| Totals | 29-14 | 1,440 | 974 | 11,523 | 67.6 | 84 | 24 |

Prescott's 29 wins at home since the start of 2016 rank fourth in the league:

| Player | Wins | Win% | Player | Wins | Win% |
|----------------|------|------|-------------------|------|------|
| Tom Brady | 36 | .800 | Dak Prescott | 29 | .674 |
| Aaron Rodgers | 36 | .849 | Kirk Cousins | 28 | .596 |
| Russell Wilson | 30 | .652 | B. Roethlisberger | 28 | .737 |

★ NFC OFFENSIVE POTW X5 ★

Dak Prescott earned NFC Offensive Player of the Week honors for his Week 6 performance in the comeback victory over New England (10/17/21). Prescott threw for 445 yards and three touchdowns - the most yards ever against a Bill Belichick Patriots defense - marking the fourth-consecutive three-touchdown day for Prescott. Included in his three touchdowns was the overtime game-winner to CeeDee Lamb, cementing Prescott's 17th career game-winning drive and Dallas' first win in Foxboro since 1986.

Prescott again was named NFC Offensive Player of the Week after he threw for 330 yards and four touchdowns in a home victory over Washington (12/26/21) - becoming the only quarterback to throw a touchdown pass to a wide receiver, tight end, running back and offensive lineman in a regular season NFL game.

He also earned NFC Offensive Player of the Week honors for his Week 1, 2019 performance against the N.Y. Giants (9/8/19), again in Week 12, 2019 after commanding a road victory over the Detroit Lions (11/17/19), and then Prescott carried the Cowboys to a comeback victory from a 20-point deficit at home against the Falcons (9/20/20) in Week 2 of the 2020 season.

Prescott joins Troy Aikman and Tony Romo as the only Cowboys quarterbacks to earn three player of the week awards:

Cowboys Career NFC Offensive Player of the Week Awards

| Player | Position | POTW Awards |
|---------------------|-----------|-------------|
| Emmitt Smith | RB | 11 |
| Troy Aikman | QB | 9 |
| Dak Prescott | QB | 5 |
| Tony Romo | QB | 5 |
| Michael Irvin | WR | 4 |
| Drew Bledsoe | QB | 2 |
| Amari Cooper | WR | 2 |

★ WHAT A RUSH! ★

Cooper Rush became the 44th quarterback to start a game for the Cowboys when he took the reins for an injured Dak Prescott at Minnesota (10/31). Rush showed good command of the offense, leading Dallas to a comeback victory on the road while throwing for 325 yards and two touchdowns - the second-most yards in a first career start by a Cowboy, trailing only Gary Hogeboom's 343 yards at the LA Rams in 1984 (9/3):

Most Passing Yards By a Cowboy in First Career Start

| Player | Yards | Opponent, Date |
|--------------------|------------|-------------------------------|
| Gary Hogeboom | 343 | at LA Rams, 9/3/84 |
| Cooper Rush | 325 | at Minnesota, 10/31/21 |
| Steve Pelluer | 271 | at Denver, 10/5/86 |
| Tony Romo | 270 | at Carolina, 10/29/06 |
| Garrett Gilbert | 243 | vs. Pittsburgh, 11/8/20 |

The yardage total is also the sixth-most yards by a quarterback in his first start as a Cowboy:

Most Passing Yards in First Cowboys Start

| Player | Yards | Opponent, Date |
|--------------------|------------|-------------------------------|
| Jon Kitna | 379 | vs. Jacksonville, 10/31/10 |
| Kyle Orton | 358 | vs. Philadelphia, 12/29/13 |
| Vinny Testaverde | 355 | at Minnesota, 9/12/04 |
| Eddie LeBaron | 345 | vs. Pittsburgh, 9/24/60 |
| Gary Hogeboom | 343 | at LA Rams, 9/3/84 |
| Cooper Rush | 325 | at Minnesota, 10/31/21 |

Rush became the first Cowboy to win his first career start at quarterback since Stephen McGee defeated the Eagles 14-13 in Philadelphia (1/2/11), leading Dallas on an eight-play, 75-yard drive with 2:51 left in the game that culminated in Rush's touchdown toss to Amari Cooper to give Dallas the go-ahead score and the win. Rush is just the fourth Cowboys passer to lead a game-winning drive in his first-career start:

Cowboys QBs To Lead a Game-Winning Drive in First-Career Start

| Player | Opponent, Date |
|--------------------|-------------------------------|
| Gary Hogeboom | at LA Rams, 9/3/84 |
| Tony Romo | at Carolina, 10/29/06 |
| Stephen McGee | at Philadelphia, 1/2/11 |
| Cooper Rush | at Minnesota, 10/31/21 |



11.8%

Ezekiel Elliott eats up yards in big portions when he carries the ball, recording 190 rushes of 10-plus yards in his career. Elliott has averaged a big-play rush on 11.8% of his career carries, eighth among all active running backs and 25th all-time.

★ KING EZEKIEL ★

After leading the league in rushing as a rookie in 2016, Ezekiel Elliott finished 10th in the NFL in 2017 despite missing six games. He once again won the NFL rushing title in 2018 and finished fourth in 2019. He finished 2020 10th in rushing among running backs, 11th overall, and he finished seventh with 1,002 yards in 2021.

Elliott became the second Cowboy, 11th player, fifth since the merger, to win the rushing title twice in his first three seasons:

Rushing Titles in Two of First Three Seasons

| Player | Seasons | Player | Season |
|-------------------------|----------|---------------------------------|-----------------|
| Byron White, Pit/Det .. | 1938, 40 | Earl Campbell, Hou ... | 1978-80 |
| Bill Dudley, Pit..... | 1942, 46 | Eric Dickerson, LAR .. | 1983-84 |
| Bill Paschal, NYG | 1943, 44 | Emmitt Smith, Dal..... | 1991-92 |
| Jim Brown, Cle | 1957-59 | Egerrin James, Ind | 1999-00 |
| Cookie Gilchrist, Buf.. | 1962, 64 | Ezekiel Elliott, Dal.... | 2016, 18 |
| Jim Nance, Bos | 1966-67 | | |

In team history, Elliott became only the second Cowboy to win the rushing title in multiple seasons, joining Emmitt Smith (four):

Dallas Cowboys Rushing Title Winners

| Player | Season | Yards | Player | Season | Yards |
|-------------------|--------|-------|-----------------------------|-------------|--------------|
| Emmitt Smith..... | 1991 | 1,563 | DeMarco Murray.. | 2014 | 1,845 |
| Emmitt Smith..... | 1992 | 1,713 | Ezekiel Elliott..... | 2016 | 1,631 |
| Emmitt Smith..... | 1993 | 1,486 | Ezekiel Elliott..... | 2018 | 1,434 |
| Emmitt Smith..... | 1995 | 1,773 | | | |

Elliott finished third in the NFC with 1,002 rushing yards in 2021, and his total ranked seventh among all NFL rushers:

2021 NFL Rushing Leaders

| Player | Att | Yards | Avg | TD | 1st | 1stD% |
|-----------------------------|------------|--------------|------------|-----------|-----------|--------------|
| Jonathan Taylor | 332 | 1,811 | 5.5 | 18 | 107 | 32.2% |
| Nick Chubb | 228 | 1,259 | 5.5 | 8 | 61 | 26.8% |
| Joe Mixon | 292 | 1,205 | 4.1 | 13 | 60 | 20.5% |
| Najee Harris | 307 | 1,200 | 3.9 | 7 | 62 | 20.2% |
| Dalvin Cook | 249 | 1,159 | 4.6 | 6 | 57 | 22.9% |
| Antonio Gibson | 258 | 1,037 | 4.0 | 7 | 65 | 25.2% |
| Ezekiel Elliott..... | 237 | 1,002 | 4.2 | 10 | 55 | 23.2% |
| Eli Mitchell..... | 207 | 963 | 4.6 | 5 | 47 | 22.7% |

★ THE BOOK OF EZEKIEL ★

For only the second time in franchise history, the Dallas Cowboys used a top-five pick on a running back when they chose Ezekiel Elliott out of Ohio State with the fourth overall selection in the 2016 NFL Draft. Dallas selected Tony Dorsett with the second pick in the 1977 NFL Draft.

In his first season, Elliott had seven 100-yard rushing games - most by a Cowboys rookie all-time and tied for the NFL-lead in 2016. He owns 30 for his career to rank third all-time in team history.

Dallas is 26-4 when Elliott tops 100 yards on the ground:

Ezekiel Elliott 100-yard Rushing Games

| (30 total) | | | | | | | |
|------------------|------------|----------|----------------|------------------|------------|----------|-----------------|
| Yds | Opp | W/L | Date | Yds | Opp | W/L | Date |
| 159 | TB | W | 12/18/16 | 121 | WAS | W | 11/22/18 |
| 157 | @GB | W | 10/16/16 | 117 | LAR | W | 12/15/19 |
| 152 | DET | W | 9/30/18 | 116 | GB | L | 10/8/17 |
| 151 | @Phi | W | 11/11/18 | 114 | @Pit | W | 11/13/16 |
| 150 | @Was | W | 10/29/17 | 113 | PHI | W | 12/9/18 |
| 147 | @SF | W | 10/22/17 | 111 | @Was | W | 9/15/19 |
| 143 | Car | W | 10/3/21 | 111 | PHI | W | 10/20/19 |
| 140 | CHI | W | 9/25/16 | 110 | NYG | W | 10/10/21 |
| 139 | @NYG | W | 11/4/19 | 107 | @NYG | L | 12/11/16 |
| 138 | @SF | W | 10/2/16 | 105 | PHI | W | 12/27/20 |
| 134 | CIN | W | 10/9/16 | 105 | @NYJ | L | 10/13/19 |
| 127 | @Sea | L | 9/23/18 | 104 | NYG | W | 9/10/17 |
| 125 | MIA | W | 9/22/19 | 106 | JAX | W | 10/14/18 |
| 122 | @Atl | W | 11/18/18 | 103 | @Phi | W | 12/31/17 |
| 122 | WAS | W | 12/29/19 | 103 | @Min | W | 11/22/20 |

Career 100-Yard Rushing Games

| Player | Games |
|------------------------------|-----------|
| Emmitt Smith | 76 |
| Tony Dorsett | 43 |
| Ezekiel Elliott | 30 |

Elliott set a franchise rookie record with 12 games of 20-plus carries, which was also the most by any NFL rusher in 2016. He has 40 career games with 20-plus carries. Dallas is 30-10 during those contests:

Ezekiel Elliott 20-plus Carry Games

| (40 total) | | | | | | | |
|------------|----------|-----|-----|-----|-----------------|-----------------|-----------------|
| Opp | Date | Att | Yds | W/L | Opp | Date | Att Yds W/L |
| @Was. | 10/19/17 | 33 | 150 | W | @Atl.... | 11/18/18 | 23 122 W |
| CHI | 9/25/16 | 30 | 140 | W | NO | 11/29/18 | 23 76 W |
| GB | 10/8/17 | 29 | 116 | L | @Was .. | 9/15/19 | 23 111 W |
| @GB... | 10/16/16 | 28 | 157 | W | PHI..... | 10/20/19 | 22 111 W |
| PHI..... | 12/9/18 | 28 | 113 | W | PHI..... | 10/30/16 | 22 96 W |
| @NYJ.. | 10/13/19 | 28 | 105 | L | @Ari... | 9/25/17 | 22 80 W |
| KC..... | 11/5/17 | 27 | 93 | W | @LAR.. | 9/13/20 | 22 96 L |
| @Phi... | 12/31/17 | 27 | 103 | W | ATL | 9/20/20 | 22 89 W |
| WAS ... | 11/22/18 | 26 | 121 | W | @NE... | 11/24/19 | 21 86 L |
| @SF ... | 10/22/17 | 26 | 147 | W | @Was. | 9/18/16 | 21 83 W |
| DET ... | 9/30/18 | 25 | 152 | W | @Pit.... | 11/13/16 | 21 114 W |
| BAL.... | 11/20/16 | 25 | 97 | W | LAR..... | 10/1/17 | 21 85 L |
| @NYG.. | 12/11/16 | 24 | 107 | L | @Min ... | 11/22/20 | 21 103 W |
| NYG.... | 9/10/17 | 24 | 104 | W | NYG..... | 10/10/21 | 21 110 W |
| SEA.... | 12/24/17 | 24 | 97 | L | NYG..... | 9/11/16 | 20 51 L |
| JAX.... | 10/14/18 | 24 | 106 | W | WAS | 11/20/16 | 20 97 W |
| LAR.... | 12/15/19 | 24 | 117 | W | @Min ... | 12/1/16 | 20 86 W |
| @NYG. | 11/4/19 | 23 | 139 | W | @Hou .. | 10/7/18 | 20 54 L |
| @SF ... | 10/2/16 | 23 | 138 | W | MIN..... | 11/10/19 | 20 47 L |
| TB | 12/18/16 | 23 | 159 | W | Car..... | 10/3/21 | 20 143 W |

★ KEEP IT ¹⁰⁰ ★

After adding two 100-yard rushing games in 2021, Ezekiel Elliott has posted 30 games with at least 100 rushing yards since 2016 - most in the NFL during that time:

100-Yard Rushing Games - 2016-21

| Player | Games |
|----------------------------------|-----------|
| Ezekiel Elliott, Dal..... | 30 |
| Derrick Henry, Ten | 25 |
| Nick Chubb, Cle | 22 |
| Dalvin Cook, Min | 19 |
| Melvin Gordon, Den/LAC | 14 |
| Jordan Howard, Chi/Phi | 14 |

★ EZEKIEL ELLIOTT RUSHING TOUCHDOWNS BY TEAM ★



★ BIG-PLAY RUNS ★

Since entering the league in 2016, Ezekiel Elliott has posted the most "big-play" runs of 10-plus yards:

Big-Play Runs - 2016-21

| Player | 10+ Runs |
|-----------------------------------|------------|
| Ezekiel Elliott, Dal | 194 |
| Derrick Henry, Ten | 173 |
| Melvin Gordon III, LAC/Den | 148 |

In fact, Elliott has recorded a 10-plus yard run on 11.8% of his career carries, which ranks eighth in the NFL among active running backs and ranks 25th in NFL history (min. 750 att):

Career Big-Play Run Percentage - Active Running Backs

| Player | 10+ Run% | Player | 10+ Run% |
|---------------------|----------|------------------------------|--------------|
| Nick Chubb | 15.6% | Aaron Jones | 12.3% |
| Kareem Hunt | 13.1% | Chris Carson | 12.0% |
| Dalvin Cook | 13.0% | Ezekiel Elliott | 11.8% |
| Alvin Kamara | 12.5% | Jordan Howard | 11.8% |
| Derrick Henry | 12.3% | Christian McCaffrey ... | 11.4% |

Elliott finished eighth among RBs in big-play runs (24) in 2021:

| Player | 10+ Runs | Player | 10+ Runs |
|-----------------------|----------|------------------------------|-----------|
| Jonathan Taylor | 50 | Joe Mixon | 26 |
| Nick Chubb | 41 | Javonte Williams..... | 25 |
| Dalvin Cook | 36 | Ezekiel Elliott | 24 |
| Eli Mitchell | 29 | Antonio Gibson | 24 |
| Najee Harris | 28 | Melvin Gordon II | 23 |

★ ALL I DO IS SCORE ★

Ezekiel Elliott's penchant for scoring touchdowns has put him in rarefied company, and with his rushing touchdown against Carolina (10/3), he became just the fifth player in NFL history to post 50 rushing touchdowns and 10 receiving touchdowns in the first 75 games of a career:

Players with 50 Rush TD and 10 Rec TD in First 75 Games

| Player | Rush TD | Rec TD | Total TD |
|------------------------------|-----------|-----------|-----------|
| Jim Brown | 68 | 11 | 79 |
| Marcus Allen | 52 | 15 | 67 |
| Arian Foster | 53 | 13 | 66 |
| Todd Gurley II | 59 | 12 | 71 |
| Ezekiel Elliott | 50 | 10 | 60 |

Elliott is the second Cowboys rusher to reach 50 scores on the ground in 75 games played, joining Emmitt Smith.

★ BY LAND AND BY AIR ★

Ezekiel Elliott has two games with a touchdown on the ground and in the air in 2021 (vs. NYG, 10/10 and vs. Was, 12/26) - giving him nine games since 2016, which are tied for the most such games in the league:

Games with Rush TD & Rec TD Since 2016

| Player | Team | Seasons | Games |
|-----------------------------|------------|----------------|----------|
| Christian McCaffrey | CAR | 2017-21 | 9 |
| Alvin Kamara | NO | 2017-21 | 9 |
| Ezekiel Elliott..... | DAL | 2016-21 | 9 |
| Austin Ekeler..... | LAC | 2019-21 | 6 |
| David Johnson | ARZ/HOU | 2016-21 | 6 |
| Kareem Hunt..... | KC/CLE | 2016-21 | 6 |

★ AIR & GROUND ★

Ezekiel Elliott has proven himself a dual-threat throughout his career, establishing a club record for the most games with 100 rush yards and 50 receiving yards in Cowboys history:

100 Rush Yds & 50 Rec. Yds Games

| Player | Games |
|-----------------------------|----------|
| Ezekiel Elliott..... | 5 |
| Tony Dorsett..... | 4 |
| Herschel Walker | 4 |
| Emmitt Smith | 4 |

His five career games with at least 100 rushing yards and 50 receiving yards are also tied for the most by any league rusher since he entered the NFL in 2016 (Christian McCaffrey):

| Player | Games | Player | Games |
|------------------------------|----------|-------------------------|-------|
| Ezekiel Elliott | 5 | James Conner | 4 |
| Christian McCaffrey..... | 5 | Todd Gurley | 4 |
| Le'Veon Bell | 4 | Four players tied | 3 |

Elliott is also the second player in team history with 1,000 rushing yards and 500 receiving yards in a single season, joining Herschel Walker (1988):

1,000 Rush Yds & 500 Rec. Yds

| Player | Season | Rush | Rec | Total |
|------------------------------|-------------|--------------|------------|--------------|
| Herschel Walker | 1988 | 1,514 | 505 | 2,019 |
| Ezekiel Elliott | 2018 | 1,434 | 567 | 2,001 |

Elliott was voted FedEx Ground Player of the Week for his Week 4 performance against Carolina (10/3/21), when he tallied 143 rushing yards on 20 carries.

★ ALWAYS HUNGRY ★

Dak Prescott and Ezekiel Elliott entered the NFL as part of the Cowboys 2016 Draft class and have shared a bond ever since. Since 2016, Prescott and Elliott have connected for the sixth-most touchdown hookups between a quarterback/running back duo in the NFL with 11 touchdowns:

| Players | Team | TDs |
|-------------------------------------|------------|-----------|
| Tom Brady/James White | NE | 20 |
| Philip Rivers/Austin Ekeler | LAC | 14 |
| Drew Brees/Alvin Kamara | NO | 14 |
| Jared Goff/Todd Gurley II | LAR | 12 |
| Aaron Rodgers/Aaron Jones | GB | 12 |
| Dak Prescott/Ezekiel Elliott | Dal | 11 |
| Cam Newton/Christian McCaffrey | Car | 11 |
| Matt Ryan/Tevin Coleman | Atl | 11 |
| Philip Rivers/Melvin Gordon III | LAC | 11 |

Elliott has 12 touchdown catches in his career, which rank fourth all-time by a running back in Cowboys history:

Most Touchdown Catches by a Cowboys Running Back

| Player | Seasons | Rec | Yds | Rec TDs |
|------------------------|----------------|------------|--------------|-----------|
| Dan Reeves | 1965-72 | 129 | 1,693 | 17 |
| Daryl Johnston | 1989-99 | 294 | 2,227 | 14 |
| Tony Dorsett | 1977-87 | 382 | 3,432 | 13 |
| Ezekiel Elliott | 2016-21 | 288 | 2,244 | 12 |
| Timmy Newsome | 1980-88 | 212 | 1,966 | 11 |
| Preston Pearson | 1975-80 | 189 | 2,274 | 11 |
| Emmitt Smith | 1990-02 | 486 | 3,012 | 11 |

★ GO AHEAD TD GLUTTON ★

Ezekiel Elliott has been a touchdown machine for the Cowboys, and he has been extra hungry in the pivotal moments of games, scoring 28 touchdowns to put the Cowboys ahead in the game since his rookie season - tied for the most go ahead touchdowns of any non-passer in the NFL:

Go Ahead Rush and Rec TDs - 2016-21

| Player | Rush TD | Rec TD | Total TDs |
|------------------------|-----------|----------|-----------|
| Davante Adams | 0 | 28 | 28 |
| Ezekiel Elliott | 23 | 5 | 28 |
| Melvin Gordon III | 23 | 5 | 28 |
| Derrick Henry | 22 | 0 | 22 |
| Todd Gurley | 15 | 6 | 21 |
| Tyreek Hill | 2 | 19 | 21 |
| Travis Kelce | 1 | 20 | 21 |
| Alvin Kamara | 14 | 6 | 20 |
| Aaron Jones | 14 | 5 | 19 |
| Amari Cooper | 0 | 18 | 18 |
| Tyler Lockett | 0 | 18 | 18 |
| Adam Thielen | 0 | 18 | 18 |

★ ALL-TIME COWBOYS RUSHERS ★

Below are Ezekiel Elliott's rankings in several key offensive categories in Cowboys history:

RUSH ATTEMPTS

| | |
|------------------------|--------------|
| Emmitt Smith | 4,052 |
| Tony Dorsett | 2,755 |
| Ezekiel Elliott | 1,650 |
| Don Perkins | 1,500 |

RUSH YARDS

| | |
|------------------------|--------------|
| Emmitt Smith | 17,162 |
| Tony Dorsett | 12,036 |
| Ezekiel Elliott | 7,386 |
| Don Perkins | 6,217 |

YARDS-PER-ATTEMPT

| | |
|------------------------|-------------|
| DeMarco Murray | 4.85 |
| Ezekiel Elliott | 4.48 |
| Tony Dorsett | 4.37 |
| Walt Garrison | 4.32 |

RUSHING TOUCHDOWNS

| | |
|------------------------|-----------|
| Emmitt Smith | 153 |
| Tony Dorsett | 72 |
| Ezekiel Elliott | 56 |

SCRIMMAGE YARDS

| | |
|------------------------|--------------|
| Emmitt Smith | 20,174 |
| Tony Dorsett | 15,468 |
| Jason Witten | 12,977 |
| Michael Irvin | 11,910 |
| Ezekiel Elliott | 9,630 |

SCRIMMAGE YPG

| | |
|------------------------|--------------|
| Ezekiel Elliott | 109.4 |
| DeMarco Murray | 108.0 |
| Emmitt Smith | 100.4 |
| Tony Dorsett | 98.5 |

TOTAL TOUCHDOWNS

| | |
|------------------------|-----------|
| Emmitt Smith | 164 |
| Tony Dorsett | 86 |
| Bob Hayes | 76 |
| Dez Bryant | 75 |
| Jason Witten | 72 |
| Ezekiel Elliott | 68 |
| Michael Irvin | 65 |

★ HUNGRY? GRAB SCRIMMAGE YARDS ★

Ezekiel Elliott ranked ninth among running backs - 15th overall - in the NFL with 1,317 scrimmage yards in 2020 and finished ninth in 2021 with 1,289 yards:

Scrimmage Yards by Running Backs in 2021

| Player | Team | Rush Yds | Rec Yds | Tot Yds |
|------------------------|------------|--------------|------------|--------------|
| Jonathan Taylor | Ind | 1,811 | 360 | 2,171 |
| Najee Harris | Pit | 1,200 | 467 | 1,667 |
| Austin Ekeler | LAC | 911 | 647 | 1,558 |
| Joe Mixon | Cin | 1,205 | 314 | 1,519 |
| Nick Chubb | Cle | 1,259 | 174 | 1,433 |
| Dalvin Cook | Min | 1,159 | 224 | 1,383 |
| Alvin Kamara | NO | 1,037 | 294 | 1,337 |
| Antonio Gibson | Was | 1,037 | 294 | 1,331 |
| Ezekiel Elliott | Dal | 1,002 | 287 | 1,289 |
| Leonard Fournette | TB | 812 | 454 | 1,266 |

This is Elliott's sixth-consecutive season with at least 1,000 scrimmage yards, which is the second-longest streak in Cowboys history (Emmitt Smith, 13 seasons), **and is tied for the second-longest active streak by any player in the NFL**. Elliott's six total seasons with 1,000 scrimmage yards rank fourth in team history:

Most Years with 1,000 Scrimmage Yards, Cowboys History

| Player | 1,000-Yd Yrs | Player | 1,000-Yd Yrs |
|--------------|--------------|------------------------|--------------|
| Emmitt Smith | 13 | Michael Irvin | 7 |
| Tony Dorsett | 9 | Ezekiel Elliott | 6 |

Players with Active 1,000 Scrimmage Yard Streaks

| Player | Seasons |
|------------------------|--------------------|
| Mike Evans | 8 (2014-21) |
| Ezekiel Elliott | 6 (2016-21) |
| Travis Kelce | 6 (2016-21) |
| Alvin Kamara | 5 (2017-21) |

Elliott joined LaDainian Tomlinson as the only two players to begin a career with **six consecutive seasons of 1,250 scrimmage yards and six touchdowns** after posting 1,289 yards and 12 touchdowns in 2021.

Elliott ranks eighth in scrimmage yards-per-game among all players in the Super Bowl era:

| Player | Scr. Yds/G | Player | Scr. Yds/G |
|---------------|------------|------------------------|--------------|
| Billy Sims | 119.6 | Dalvin Cook | 112.8 |
| Barry Sanders | 118.9 | Walter Payton | 111.9 |
| Terrell Davis | 113.9 | Arian Foster | 110.9 |
| C. McCaffrey | 113.8 | Ezekiel Elliott | 109.4 |

★ KEEP IT ¹⁰⁰ PART 2 ★

Ezekiel Elliott does not discriminate when it comes to 100-yard games, gobbling up yards on the ground and in the air throughout his career to the tune of 48 games with 100 scrimmage yards - by far the most of any player in the NFL since 2016:

100 Scrimmage Yard Games - 2016-21

| Player | Games |
|-----------------------------|-----------|
| Ezekiel Elliott, Dal | 48 |
| Alvin Kamara, NO | 36 |
| Christian McCaffrey, Car | 32 |
| Dalvin Cook, Min | 31 |
| Julio Jones, Atl/Ten | 31 |

In fact, Elliott's 48 games with 100 scrimmage yards rank 15th by any NFL player in the first six years of a career, and second in Cowboys history behind Emmitt Smith's 59 games in the first six years of his career.

Elliott's 48 games with 100 scrimmage yards rank third in Cowboys history, recently passing Michael Irvin (47):

Dallas Cowboys 100-Yard Scrimmage Games

| Player | Career Gms | 100-Yd Gms | 100-Yd% |
|------------------------|------------|------------|--------------|
| Emmitt Smith | 201 | 100 | 49.8% |
| Tony Dorsett | 157 | 71 | 45.2% |
| Ezekiel Elliott | 88 | 48 | 54.5% |
| Michael Irvin | 159 | 47 | 29.5% |
| Calvin Hill | 73 | 30 | 41.1% |

★ CONSUMMATE CONSUMER ★

Ezekiel Elliott's first five NFL seasons have put him in the upper echelon of running backs at the outset of a career, as he is one-of-four players in NFL history to record 1,200 scrimmage yards and seven touchdowns in each of his first five years:

| Players with 1,200 Yards and Seven TDs in First Five Years | | | |
|--|----------------|--------------|-----------|
| Player | Seasons | Total Yards | Total TD |
| Ricky Watters | 1992-96 | 7,852 | 58 |
| Randy Moss | 1998-02 | 6,884 | 60 |
| LaDainian Tomlinson | 2001-05 | 9,753 | 80 |
| Ezekiel Elliott | 2016-20 | 8,341 | 56 |

Elliott surpassed 9,000 career scrimmage yards at Minnesota (10/31), becoming the 25th player to reach the mark in his first six NFL seasons, but the fifth-fastest in the Super Bowl era by accomplishing the feat in only 78 career games:

| Fastest Players to 9,000 Scrimmage Yards | | | |
|--|-----------|--------------|--------------|
| Player | Games | Touches | Total Yards |
| Edgerrin James | 72 | 1,929 | 9,096 |
| LaDainian Tomlinson | 72 | 1,874 | 9,020 |
| Eric Dickerson | 73 | 1,849 | 9,072 |
| Le'Veon Bell | 75 | 1,802 | 9,076 |
| Ezekiel Elliott | 78 | 1,792 | 9,040 |

Elliott also eclipsed 7,000 rushing yards against Denver (11/7), becoming the 11th NFL player to reach the mark in his first 79 games and the second Cowboys player (Emmitt Smith, 79 games):

Players With 7,000 Rush Yards in First 79 NFL Games

| Player | Rush Att | Rush Yards |
|------------------------------|--------------|--------------|
| Eric Dickerson | 1,877 | 8,820 |
| Earl Campbell | 1,729 | 7,703 |
| Edgerrin James | 1,805 | 7,636 |
| Terrell Davis | 1,655 | 7,607 |
| Barry Sanders | 1,571 | 7,511 |
| Walter Payton | 1,676 | 7,508 |
| Emmitt Smith | 1,677 | 7,460 |
| LaDainian Tomlinson | 1,702 | 7,361 |
| Clinton Portis | 1,598 | 7,323 |
| Adrian Peterson | 1,519 | 7,251 |
| Ezekiel Elliott | 1,541 | 7,006 |

★ FORWARD MOMENTUM ★

The Dallas Cowboys have a tandem of running backs that are among the best at providing positive yards at every opportunity, with Ezekiel Elliott recording a negative rush on only 6.75% of his 237 carries - the 13th-lowest percentage - and Tony Pollard with four negative rushes on 130 attempts (3.08%) in 2021:

Lowest Negative Rush Percentage By RB in 2021

| Player | Rush | Stuff% | Player | Rush | Stuff% |
|-------------------------|------------|--------------|--------------------------|------------|--------------|
| T. Pollard | 130 | 3.08% | L. Fournette | 180 | 6.67% |
| C. Edmonds | 116 | 3.45% | C. Edwards-Helaire | 119 | 6.72% |
| D. Henderson | 149 | 4.03% | E. Elliott | 237 | 6.75% |
| A.J. Dillon | 187 | 4.28% | J. Conner | 202 | 6.93% |
| M. Ingram | 160 | 5.63% | D. Johnson | 100 | 7.00% |
| K. Herbert | 103 | 5.83% | J. Robinson | 202 | 6.93% |
| J. Williams | 153 | 5.88% | J. Jacobs | 217 | 7.37% |
| S. Michel | 208 | 6.25% | L. Murray | 119 | 7.56% |
| D. Singletary | 188 | 6.38% | A. Ekeler | 206 | 7.77% |
| C. Patterson | 153 | 6.54% | M. Davis | 138 | 7.97% |

*min. 100 carries

★ GIVE HIM 200 ★

Ezekiel Elliott owns four 200 scrimmage yard games in his career - tied with DeMarco Murray and Emmitt Smith for the most such games in Cowboys history. Marshall Faulk owns the NFL record with 14 200-yard games.

Ezekiel Elliott 200-Yard Games

| Opp, Date | Rush Yds | Rec Yds | Tot Yds |
|------------------------|----------|---------|---------|
| vs. Det, 9/30/18 | 152 | 88 | 240 |
| at SF, 10/22/17 | 147 | 72 | 219 |
| at Pit, 11/13/16 | 114 | 95 | 209 |
| at Atl, 11/18/18 | 122 | 79 | 201 |

★ MR. TOUCHDOWN ★

Ezekiel Elliott reached 50 career touchdowns - 41 rushing and nine receiving - in the 2020 season opener at the LA Rams. He currently sits at 59 scores, the 11th Cowboy to reach 50 career touchdowns and the fourth to do so in his first five seasons, joining Emmitt Smith (75), Dez Bryant (58) and Bob Hayes (53):

Cowboys Players with 50 TDs Through First Five Years

| Player | Gms | Rush TD | Rec TD | Ret TD | Tot TD |
|------------------------------|-----------|-----------|-----------|----------|-----------|
| Emmitt Smith | 77 | 71 | 4 | 0 | 75 |
| Dez Bryant | 75 | 0 | 56 | 2 | 58 |
| Ezekiel Elliott | 71 | 46 | 10 | 0 | 56 |
| Bob Hayes | 64 | 1 | 49 | 3 | 53 |

Elliott's 68 touchdowns since 2016 are tied for third in the NFL, behind only Davante Adams' and Todd Gurley's 69 scores.

★ CENTURY 21 ★

Ezekiel Elliott continues to defy mediocrity after posting a two-game streak with 100 rushing yards, starting against Carolina (10/3) through the N.Y. Giants (10/10) - his longest streak since a three-game clip in 2019 and tied for the fifth-longest of his career:

Ezekiel Elliott 100-Yard Rushing Streaks

| Opp/Streak Dates | Length | Total Rush Yds |
|---|----------|----------------|
| vs. Chi, 9/25/16 - at GB, 10/16/16 | 4 | 569 |
| at NYJ, 10/13/19 - at NYG, 11/4/19 | 3 | 355 |
| at Phi, 11/11/18 - vs. Was, 11/22/18 | 3 | 394 |
| vs. GB, 10/8/17 - at Was, 10/29/17 | 3 | 413 |
| vs. Car, 10/3/21 - vs. NYG, 10/10/21 | 2 | 253 |
| at Was, 9/15/19 - vs. Mia, 9/22/19 | 2 | 236 |
| at Sea, 9/23/18 - vs. Det, 9/30/18 | 2 | 279 |
| at NYG, 12/11/16 - vs. TB, 12/18/16 | 2 | 266 |

★ WHAT CAN ZEKE DO FOR YOU? ★

Ezekiel Elliott had a four-game streak with 100 scrimmage yards, spanning games from Philadelphia (9/27) through New England (10/17) - tied for the fourth-longest streak of his career, and it was the second-longest streak by a player in 2021.

Longest Streaks with 100 Scrimmage Yds, Cowboys History

| Player | Gms | Player | Gms |
|---------------------------------|-----|-------------------------------------|----------|
| Herschel Walker (1987-88) | 10 | Emmitt Smith (1992) | 6 |
| Ezekiel Elliott (2018) | 8 | Ezekiel Elliott (2016) | 5 |
| DeMarco Murray (2014) | 8 | DeMarco Murray (2013) | 5 |
| Emmitt Smith (1993-94) | 8 | Emmitt Smith (1993) | 5 |
| Michael Irvin (1995) | 7 | Tony Dorsett (1985) | 5 |
| Calvin Hill (1973) | 7 | Tony Dorsett (1981) | 5 |
| Ezekiel Elliott (2016) | 6 | Ezekiel Elliott (2021) | 4 |
| Emmitt Smith (1995) | 6 | Many others tied | 4 |

★ COMPLETE BACK ★

Ezekiel Elliott plays an integral part in protecting the quarterback in Dallas' passing attack, picking up blitzers and helping combat opposing rushers. Since 2018, he has finished in the top-five in pass block snaps among running backs and has allowed a pressure on very few of those block attempts, posting efficiency numbers above 90.0% every year of his career, per PFF:

| Year | Pass Blk Snps | Eff% | Year | Pass Blk Snps | Eff% |
|-------------------|-----------------|--------------|------------|---------------|-------|
| 2021 | 73 (8th) | 92.2% | 2018 | 88 (5th) | 95.2% |
| 2020 | 99 (1st) | 94.0% | 2017 | 43 (23rd) | 94.7% |
| 2019 | 106 (2nd) | 93.7% | 2016 | 60 (20th) | 95.5% |

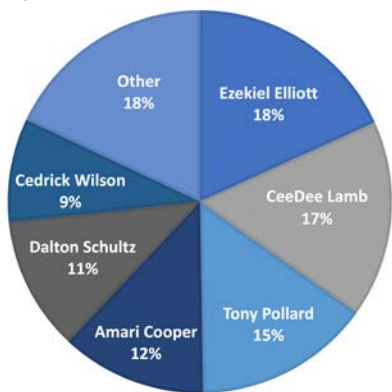
9

Dallas had nine rushes of 10-plus yards against Carolina (10/3), which is tied for the second-highest total in a single game for the Cowboys since 2000. Dallas' highest figure was 10 rushes of 10-or-more yards three different times.

★ DIVIDING UP THE PIE ★

Dallas Cowboys Head Coach Mike McCarthy has a plethora of offensive weapons at his disposal. Below is a breakdown of the percentage of yards gained by player in 2021:

Dallas Cowboys Offensive Breakdown - 7,082 Gross Yards



★ DOUBLE TROUBLE ★

Tony Pollard complements Ezekiel Elliott as a second option in the Cowboys backfield, and in 2021 he had two 100-yard games as a dual threat option, giving him five for his career:

Tony Pollard Career 100-Yard Scrimmage Games

| Opp, Date | Rush Yds | Rec Yds | Tot Yds |
|--------------------------|------------|-----------|------------|
| vs. LAR, 12/15/19 | 131 | 12 | 143 |
| at LAC, 9/19/21 | 109 | 31 | 140 |
| vs. SF, 12/20/20 | 69 | 63 | 132 |
| vs. Mia, 9/22/19 | 103 | 25 | 128 |
| vs. NYG, 10/10/21 | 75 | 28 | 103 |

Pollard had 17 rushes of 10-plus yards in 2021 on only 130 carries, which at 13.1% ranked as the 11th-highest percentage of 10+ runs in the league (min. 100 carries):

Highest Percentage of 10-Plus Yard Runs by RB in 2021

| Player | 10+ Run% | Player | 10+ Run% |
|---------------------|----------|-----------------------|--------------|
| Nick Chubb | 18.0% | Dalvin Cook | 14.5% |
| Rashaad Penny | 16.0% | Eli Mitchell | 14.0% |
| Chase Edmonds | 15.5% | D'Andre Swift | 13.9% |
| Jonathan Taylor | 15.1% | Darrell Henderson | 13.4% |
| Rhamondre Stevenson | 15.0% | Tony Pollard | 13.1% |
| Miles Sanders | 14.6% | Cordarrelle Patterson | 13.1% |

★ SEEING DOUBLE ★

Dallas had two running backs in Ezekiel Elliott (112) and Tony Pollard (103) eclipse 100 scrimmage yards against the N.Y. Giants - the first time Dallas had two running backs over the century mark since 12/5/19 against the LA Rams, and the fifth time since 1989:

Cowboys Running Backs with 100 Scrimmage Yards

| Opp, Date | RB1 | RB2 |
|--------------------------|-------------------------|-------------------------|
| vs. NYG, 10/10/21 | E. Elliott (112) | T. Pollard (103) |
| vs. LAR, 12/15/19 | E. Elliott (160) | T. Pollard (143) |
| vs. Mia, 9/22/19 | E. Elliott (139) | T. Pollard (128) |
| vs. Atl, 9/27/15 | J. Randle (105) | L. Dunbar (105) |
| vs. Car, 9/28/09 | F. Jones (114) | T. Choice (118) |

★ DAILY DOUBLE FOR 1,000, ALEX ★

Ezekiel Elliott and Tony Pollard are the first Cowboys running back tandem to record 1,000 scrimmage yards in the same season since Tony Dorsett and Herschel Walker in 1986 and only the fifth time overall:

Cowboys RB Tandem with 1,000 Scrimmage Yards

| Season | RB1 | RB2 |
|-------------|--------------------------------|-----------------------------|
| 2021 | Ezekiel Elliott (1,289) | Tony Pollard (1,056) |
| 1986 | Herschel Walker (1,574) | Tony Dorsett (1,015) |
| 1983 | Tony Dorsett (1,608) | Ron Springs (1,130) |
| 1972 | Calvin Hill (1,400) | Walt Garrison (1,174) |
| 1962 | Amos Marsh (1,269) | Don Perkins (1,049) |



29%

Tony Pollard had two touchdowns and 35 first downs on 130 carries in 2021 and is averaging a first down or touchdown on 28.5% of his carries in 2021 - the 17th-highest percentage among all running backs, min 100 carries.

★ SETTING THE TABLE ★

The Dallas Cowboys were one of the most efficient offenses in 2021, and a large part of that success stemmed from their ability to pick up yards on first down, as they ranked third in the NFL in percentage of first down plays gaining four-or-more yards:

| Team | 1stD Plays | 4+ Yd Gains | 4+ Pct |
|---------------|------------|-------------|--------------|
| Kansas City | 527 | 283 | 53.7% |
| Green Bay | 487 | 260 | 53.4% |
| Dallas | 515 | 274 | 53.2% |
| Jacksonville | 447 | 236 | 52.8% |
| LA Chargers | 503 | 264 | 52.5% |

Tony Pollard ranked third in rushing average by running backs on first down in 2021 (5.44):

| Player | 1stD Rush | 1stD Yds | 1stD Avg. |
|---------------------|-----------|------------|-------------|
| Miles Sanders | 79 | 475 | 6.01 |
| Jonathan Taylor | 176 | 1,039 | 5.90 |
| Tony Pollard | 78 | 424 | 5.44 |
| Aaron Jones | 109 | 576 | 5.28 |
| Austrn Ekeler | 126 | 645 | 5.12 |

The Cowboys had the most success rushing the ball on second down in 2021, averaging 4.95 yards-per-carry:

Dallas Cowboys Yards-Per-Rush in 2021

| 1st Down | 2nd Down | 3rd Down | 4th Down |
|------------|-----------|------------|------------|
| 4.24 | 5.17 | 4.00 | 3.90 |
| Rank: 19th | Rank: 3rd | Rank: 24th | Rank: 12th |

Dallas finished 12th in 2021 by averaging 27.8 rush attempts-per-game, **which produced the ninth-most rushing yards-per-game at 124.6.**

2.99

Dallas' rushers averaged 2.99 yards-after-contact-per-attempt in 2021 - the ninth-highest average in the league - and forced 58 missed tackles on the year.



12

Since Amari Cooper's trade to Dallas in Week 9 of 2018, he has produced 12 touchdown catches of 20-plus yards, tied for second in the NFL. In fact, 44.4% of Cooper's 27 regular season touchdowns with Dallas have come from 20-plus yards.

★ THE AMARI EFFECT ★

Amari Cooper has been a reliable target for the Cowboys and has been particularly efficient at moving the chains for the offense, recording 192 first down receptions (ninth) spanning four seasons since his trade to Dallas:

NFL 1st Down Receiving Leaders - Week 9, 2018 to 2021

| Player | GP | Rec | Yds | TD | 1st | 1st% |
|--------------------------|-----------|------------|--------------|-----------|------------|--------------|
| Davante Adams, GB | 50 | 380 | 4,620 | 41 | 246 | 64.7% |
| Travis Kelce, KC | 55 | 353 | 4,464 | 31 | 246 | 69.7% |
| Keenan Allen, LAC | 55 | 366 | 4,019 | 25 | 227 | 62.0% |
| DeAndre Hopkins, Ari | 49 | 323 | 3,927 | 26 | 218 | 67.5% |
| Stefon Diggs, Min/Buf | 55 | 337 | 4,324 | 29 | 203 | 60.2% |
| Tyreek Hill, KC | 52 | 299 | 4,149 | 36 | 201 | 67.2% |
| DJ Moore, Car | 56 | 283 | 4,032 | 13 | 199 | 70.3% |
| Mike Evans, TB | 54 | 251 | 3,952 | 39 | 198 | 78.9% |
| Amari Cooper, Dal | 56 | 292 | 3,893 | 27 | 192 | 65.8% |
| Cooper Kupp, LAR | 50 | 341 | 4,210 | 30 | 190 | 55.7% |

Cooper has also demonstrated a penchant for scoring touchdowns in his tenure with the Cowboys, posting 27 touchdown receptions - tied for 10th in the NFL - and finding the end zone on 9.2% of his catches:

Wide Receiver Touchdown Leaders - Week 9, 2018 to 2021

| Player | Rec | TD | TD% |
|--------------------------|------------|-----------|-------------|
| Davante Adams, GB | 380 | 41 | 10.8% |
| Mike Evans, TB | 251 | 39 | 15.6% |
| Tyreek Hill, KC | 299 | 36 | 12.0% |
| Adam Thielen, Min | 210 | 33 | 15.7% |
| Travis Kelce, KC | 353 | 31 | 8.8% |
| Cooper Kupp, LAR | 341 | 30 | 8.8% |
| Tyler Lockett, Sea | 287 | 30 | 10.5% |
| Stefon Diggs, Min/Buf | 337 | 29 | 8.6% |
| DK Metcalf, Sea | 216 | 29 | 13.4% |
| Mark Andrews, Bal | 245 | 27 | 11.0% |
| Amari Cooper, Dal | 292 | 27 | 9.2% |
| DeAndre Hopkins, Hou/Ari | 323 | 26 | 8.1% |

Since Cooper joined the Cowboys offense, he leads all Cowboys receivers with 46 receiving first downs on third down and has converted 77.9% (46-of-59) of his 59 third down receptions into first downs.

★ COOP CONVERTER ★

Amari Cooper was a consistent first down machine for the Cowboys in 2021, converting 66.2% of his 68 receptions for a first down, which was the 31st-highest conversion rate in the league this year (min 30 rec) and second on the Cowboys:

Cowboys Highest First Down Reception Pct in 2021

| Player | Rec | 1stD | 1stD % |
|---------------------|-----------|-----------|--------------|
| CeeDee Lamb | 79 | 54 | 68.4% |
| Amari Cooper | 68 | 45 | 66.2% |
| Michael Gallup | 35 | 23 | 65.7% |
| Cedrick Wilson | 45 | 27 | 60.0% |
| Dalton Schultz | 78 | 43 | 55.1% |
| Tony Pollard | 39 | 15 | 38.5% |
| Ezekiel Elliott | 47 | 16 | 34.0% |

At Minnesota (10/31) and Tampa Bay (9/9), Cooper converted eight catches for first downs, the third-highest single-game first down total in the league in 2021:

Single-Game First Downs By Individual Player

| Player | Opp, Date | Rec | 1st | 1st% |
|---------------------|-------------------------|-----------|----------|---------------|
| Tee Higgins | vs. Bal, 12/26/21 | 12 | 12 | 100.0% |
| Mark Andrews | vs. GB, 12/19/21 | 10 | 10 | 100.0% |
| Davante Adams | at SF, 9/26/21 | 12 | 9 | 75.0% |
| Davante Adams | at Cin, 10/10/21 | 11 | 9 | 81.8% |
| Tyreek Hill | at Phi, 10/3/21 | 11 | 9 | 81.8% |
| Tyreek Hill | vs. NYG, 11/1/21 | 12 | 9 | 75.0% |
| Justin Jefferson | at Det, 12/5/21 | 11 | 9 | 81.8% |
| Mark Andrews | vs. Ind, 10/11/21 | 11 | 8 | 72.7% |
| Davante Adams | at Chi, 12/12/21 | 10 | 8 | 80.0% |
| Amari Cooper | at TB, 9/9/21 | 13 | 8 | 61.5% |
| Amari Cooper | at Min, 10/31/21 | 8 | 8 | 100.0% |
| Stefon Diggs | at Ten, 10/18/21 | 9 | 8 | 88.9% |
| Tyreek Hill | vs. Cle, 9/12/21 | 11 | 8 | 72.7% |
| Justin Jefferson | vs. Sea, 9/26/11 | 9 | 8 | 88.9% |
| George Kittle | at Cin, 12/12/21 | 13 | 8 | 61.6% |
| Cooper Kupp | at Ind, 9/19/21 | 9 | 8 | 88.9% |
| Cooper Kupp | vs. Det, 10/24/21 | 10 | 8 | 80.0% |
| CeeDee Lamb | at NE, 10/17/21 | 9 | 8 | 88.9% |
| Kadarius Toney | at Dal, 10/10/21 | 9 | 8 | 88.9% |

★ CHECKMATE COOPER ★

Amari Cooper established a career-high 92 catches on the 2020 season, surpassing his previous high of 83:

| Season | Team | Rec | Yards | TD |
|-------------|---------------|-----------|------------|----------|
| 2020 | Dallas | 92 | 1,114 | 5 |
| 2016 | Oakland | 83 | 1,153 | 5 |
| 2019 | Dallas | 79 | 1,189 | 8 |
| 2018 | Dal/Oak | 75 | 1,005 | 7 |
| 2015 | Oakland | 72 | 1,070 | 6 |
| 2021 | Dallas | 68 | 865 | 8 |
| 2017 | Oakland | 48 | 680 | 7 |

Cooper's 92 receptions are tied for eighth in single-season team history, and he is only the fourth Cowboys player to eclipse 90 catches in a season:

Cowboys Players to Record 90 Catches in a Season

| Player | 90-Catch Seasons |
|---------------------|----------------------|
| Jason Witten | 4 (2007, 09, 10, 12) |
| Dez Bryant | 2 (2012, 13) |
| Michael Irvin | 2 (1991, 95) |
| Amari Cooper | 1 (2020) |

Cooper also eclipsed 1,000 receiving yards in 2020, marking his third consecutive year topping 1,000 yards and fifth season overall for his career. Cooper is just the 11th player in NFL history to open a career with at least five 1,000-yard seasons in his first six years:

| Player | Team(s) | Seasons | 1,000-Yd Seasons |
|---------------------|----------------|----------------|------------------|
| Mike Evans | TB | 2014-19 | 6 |
| Randy Moss | Min | 1998-03 | 6 |
| Lance Alworth | SD | 1963-67 | 5 |
| Odell Beckham Jr. | NYG/Cle | 2014-19 | 5 |
| Marques Colston | NO | 2006-11 | 5 |
| Amari Cooper | Oak/Dal | 2015-20 | 5 |
| A.J. Green | Cin | 2011-15 | 5 |
| Torry Holt | Stl | 2000-04 | 5 |
| Chad Johnson | Cin | 2002-06 | 5 |
| Brandon Marshall | Den/Mia | 2007-11 | 5 |
| Jerry Rice | SF | 1986-90 | 5 |

★ COOPER'S CATCHES BY TEAM ★

Following the game against San Francisco (12/20/20) in which he caught two passes, Amari Cooper now has caught a pass against every NFL team except for the Cowboys and Raiders - the two teams he has played for. Below are Cooper's receptions by team:

| | | | | | | |
|---|---|---|---|---|---|---|
|  |  |  |  | | | |
| 42 | 41 | 32 | 30 | | | |
|  |  |  |  |  |  |  |
| 29 | 29 | 28 | 28 | 26 | 21 | 21 |
|  |  |  |  | | | |
| 18 | 18 | 17 | 15 | | | |
|  |  |  |  |  |  | |
| 12 | 12 | 12 | 10 | 10 | 10 | |
|  |  |  |  |  | | |
| 9 | 9 | 9 | 8 | 7 | | |
|  |  |  |  | | | |
| 4 | 4 | 4 | 2 | | | |

Since his trade to Dallas in the middle of 2018, Cooper has caught 12 touchdowns against the NFC East, tied for the fifth-most by any player against his own division in that span:

| Player | TD Rec | Player | TD Rec |
|--------------------|--------|--------------------------|-----------|
| Davante Adams..... | 16 | Amari Cooper..... | 12 |
| Stefon Diggs..... | 15 | Marvin Jones Jr. | 12 |
| Chris Godwin..... | 14 | Mark Andrews..... | 11 |
| Tyler Lockett..... | 14 | Travis Kelce..... | 11 |

★ FLY THE COOP ★

Amari Cooper makes the most of his opportunities in the passing game, **registering a first down or touchdown on 77.9% of his catches in 2021, which ranked ninth among all wide receivers** with at least 50 touches:

1st Down and TD Pct, NFL Wide Receivers in 2021

| Player | 1st/TD% | Player | 1st/TD% |
|--------------------|---------|--------------------------|--------------|
| Mike Evans..... | 94.6% | Justin Jefferson..... | 78.7% |
| Ja'Marr Chase..... | 85.2% | Amari Cooper..... | 77.9% |
| Tim Patrick..... | 83.0% | Davante Adams..... | 77.2% |
| DK Metcalf..... | 80.0% | Van Jefferson..... | 76.0% |
| Tee Higgins..... | 79.7% | CeeDee Lamb..... | 76.0% |
| A.J. Brown..... | 79.4% | Tyreek Hill..... | 75.7% |
| Mike Williams..... | 78.9% | DeVonta Smith..... | 75.0% |

Cooper has been assigned only three dropped passes on the year by PFF, which tied for sixth in the league among all wide receivers to play at least 50% of their teams passing snaps in 2021:

Fewest Drops Among WR in 2021, per PFF

| Player | Drops | Player | Drops |
|--------------------------|----------|-----------------------|-------|
| Tyler Lockett..... | 1 | Marvin Jones Jr. | 3 |
| Courtland Sutton..... | 1 | Jakobi Myers..... | 3 |
| Terry McLaurin..... | 2 | Hunter Renfrow..... | 3 |
| Amon-Ra St. Brown..... | 2 | DeVonta Smith..... | 3 |
| Amari Cooper..... | 3 | Six players tied..... | 4 |

★ THAT'S AMARI! ★

Amari Cooper has changed the way Dallas operates in the passing game, stretching defenses and providing a touchdown threat from anywhere on the field. Since Dallas acquired Cooper, 12 of his 26 touchdowns have come from 20-plus yards - third league-wide from Week 9, 2018 through 2021:

20+ Yard Touchdown Receptions from Week 9, 2018-2021

| Player | Rec | TD | 20+ TD | 20+ Pct. |
|--------------------------------|------------|-----------|-----------|--------------|
| Tyreek Hill, KC..... | 299 | 36 | 19 | 52.8% |
| Mike Evans, TB..... | 251 | 39 | 14 | 35.9% |
| Amari Cooper, Dal..... | 292 | 27 | 12 | 44.4% |
| Antonio Brown, Pit/Ne/TB..... | 146 | 16 | 11 | 68.8% |
| Marquise Brown, Bal..... | 195 | 21 | 11 | 52.4% |
| Tyler Lockett, Sea..... | 287 | 30 | 11 | 36.7% |
| D.K. Metcalf, Sea..... | 216 | 29 | 11 | 37.9% |
| Mike Williams, LAC..... | 199 | 22 | 11 | 50.0% |
| Nelson Agholor, Phi/LV/NE..... | 147 | 17 | 10 | 58.8% |
| Diontae Johnson, Pit..... | 254 | 20 | 10 | 50.0% |
| Darius Slayton, NYG..... | 124 | 13 | 10 | 76.9% |

★ CATCH ME IF YOU CAN ★

Amari Cooper caught 10 passes for 81 yards in the 2020 season opener at the LA Rams (9/13/20) and then 13 passes for 139 yards in the 2021 season opener at Tampa Bay (9/9). Cooper's 13 catches are the most by a Cowboys player in the opening game of a season, surpassing the previous record which he tied with his 2020 performance:

| Player | Opp, Date | Rec. |
|--------------------------|----------------------|-----------|
| Amari Cooper..... | @TB, 9/9/21 | 13 |
| Amari Cooper..... | @LAR, 9/13/20 | 10 |
| Miles Austin..... | @WAS, 9/12/10 | 10 |
| Miles Austin..... | NYG, 9/8/13 | 10 |
| Frank Clarke..... | WAS, 9/16/62 | 10 |
| Frank Clarke..... | STL, 9/12/64 | 10 |
| Tony Dorsett..... | @LAR, 9/3/84 | 10 |

Cooper owns 10 career games with 10-plus catches - including six games as a Dallas Cowboy. His six games with Dallas are the third-most in a Cowboys career:

| Player | 10+ Rec Gms |
|--------------------------|-------------|
| Jason Witten..... | 11 |
| Michael Irvin..... | 7 |
| Amari Cooper..... | 6 |
| Miles Austin..... | 5 |
| Dez Bryant..... | 4 |

Since the start of 2018, his seven games - between Oakland and Dallas - with 10-plus catches rank eighth in the NFL:

| Player | Games | Player | Games |
|--------------------------|-------|--------------------------|----------|
| Davante Adams..... | 15 | DeAndre Hopkins..... | 8 |
| Michael Thomas..... | 15 | Tyreek Hill..... | 8 |
| Christian McCaffrey..... | 10 | Cooper Kupp..... | 8 |
| Stefon Diggs..... | 9 | Amari Cooper..... | 7 |

Additionally, Cooper has three games with at least 10 catches, over 100 receiving yards and two touchdowns, making him one-of-23 players in the Super Bowl era with three such games:

Career Games with 10 Rec, 100 Yds and Two TDs

| Player | Games | Player | Games |
|----------------------|-------|--------------------------|----------|
| Davante Adams..... | 7 | Isaac Bruce..... | 3 |
| Antonio Brown..... | 7 | Amari Cooper..... | 3 |
| Chad Johnson..... | 6 | Zach Ertz..... | 3 |
| Cris Carter..... | 5 | Mike Evans..... | 3 |
| Andre Rison..... | 5 | Tyreek Hill..... | 3 |
| Keenan Allen..... | 4 | DeAndre Hopkins..... | 3 |
| Tony Gonzalez..... | 4 | Julio Jones..... | 3 |
| Marvin Harrison..... | 4 | Randy Moss..... | 3 |
| Andre Johnson..... | 4 | Reggie Wayne..... | 3 |
| Terrell Owens..... | 4 | Wes Welker..... | 3 |
| Jerry Rice..... | 4 | Roddy White..... | 3 |
| Anquan Boldin..... | 3 | | |

Cooper is the only player in Cowboys history with multiple games of 10-plus catches, over 100 yards and multiple touchdowns through the air:

Cowboys Players with 10 Rec, 100 Yds and Two TDs

| Player | Games | Player | Games |
|--------------------------|----------|------------------|-------|
| Amari Cooper..... | 2 | Tony Hill..... | 1 |
| Miles Austin..... | 1 | Mike Renfro..... | 1 |

★ CEEDEE'S BIG PLAYS ★

CeeDee Lamb proved to be a big-play threat in 2020, tying the 11th-most receptions of 20-plus yards among all receivers with 18. He finished 2021 tied for sixth in the league with 20 20-plus yard catches:

Big-Play Receptions - 2021 NFL Leaders

| Player | 20+ Rec | Player | 20+ Rec |
|-------------------------|-----------|---------------------|---------|
| Cooper Kupp..... | 30 | Tee Higgins..... | 17 |
| Justin Jefferson..... | 27 | Mike Williams..... | 17 |
| Deebo Samuel..... | 23 | Brandon Aiyuk..... | 16 |
| Ja'Marr Chase..... | 22 | A.J. Green..... | 16 |
| Tyler Lockett..... | 22 | Rob Gronkowski..... | 16 |
| Mark Andrews..... | 20 | Christian Kirk..... | 16 |
| Mike Evans..... | 20 | D.J. Moore..... | 16 |
| CeeDee Lamb..... | 20 | Kyle Pitts..... | 16 |
| Davante Adams..... | 19 | DeVonta Smith..... | 16 |

★ SPEEDY CEEDEE ★

CeeDee Lamb surpassed 1,000 career receiving yards in Week 1 at Tampa Bay (9/9), doing so in just his 17th career game to become the second-fastest Cowboy to reach 1,000 yards behind Bob Hayes (13 games):

Fastest Cowboys to 1,000 Career Receiving Yards

| Player | Games |
|-------------------------|-----------|
| Bob Hayes..... | 13 |
| CeeDee Lamb..... | 17 |
| Dez Bryant..... | 19 |
| Michael Irvin..... | 20 |
| Herschel Walker..... | 20 |

Lamb also surpassed 100 career receptions in Week 6 at New England (10/17), doing so in his 22nd career game to tie the fastest Cowboy to reach 100 catches (Herschel Walker):

Fastest Cowboys to 100 Career Receptions

| Player | Games |
|-------------------------|-----------|
| Herschel Walker..... | 22 |
| CeeDee Lamb..... | 22 |
| Dez Bryant..... | 26 |
| Jason Witten..... | 28 |

Lamb became the fourth Cowboys player to reach 10 touchdown catches in the first 25 games of a career against Atlanta (11/14):

Fastest Cowboys to 10 Career TD Receptions

| Player | Games |
|-------------------------|-----------|
| Bob Hayes..... | 12 |
| Dez Bryant..... | 17 |
| Terrance Williams..... | 21 |
| CeeDee Lamb..... | 25 |

★ ON THE LAMB ★

In 2020 CeeDee Lamb recorded two 100-yard games, first against Atlanta (9/20/20) and then against the N.Y. Giants (10/11/20), becoming the 12th Cowboys rookie - 17th time - to post a 100-yard game:

In doing so in his second game, Lamb tied Cornell Burbage as the fastest Cowboys rookie receiver to reach 100 yards in a game. Lamb then posted 124 yard against the Giants (10/11), becoming the third Cowboys rookie to record multiple 100-yard games (Mike Sherrard, 1986 and Bob Hayes, 1965).

Lamb has added to his 100-yard game total this season, tallying 104 yards in the season opener at Tampa Bay (9/9) and then going off for a career-best 149 yards at New England (10/17) before tallying 112 yards at Minnesota (10/31) - establishing a career-best with three 100-yard games in a season.

Lamb now has the third-most 100-yard receiving games in the first two years of a career by a Cowboys player:

Most 100-Yard Rec Games in First Two Seasons by a Cowboy

| Player | Seasons | Games |
|-------------------------|----------------|----------|
| Bob Hayes..... | 1965-66 | 8 |
| Drew Pearson..... | 1973-74 | 6 |
| CeeDee Lamb..... | 2020-21 | 5 |
| Michael Gallup..... | 2019-20 | 4 |
| Herschel Walker..... | 1986-87 | 3 |



41%

CeeDee Lamb recorded 455 yards after the catch in 2021, which make up 41.2% of his total receiving output (1,102 yards).

★ NO SILENCING THIS LAMB ★

CeeDee Lamb started his Cowboys career loudly, passing Bob Hayes (46) and establishing a franchise record for the most receptions by a Cowboys rookie (74). He continued to make noise in 2021, and combined with his rookie record number, **Lamb now has 150 catches in his first two seasons - the most by any Cowboys player in the first two seasons of a career:**

Most Receptions by a Cowboy in First Two Seasons

| Player | Seasons | Rec |
|-------------------------|----------------|------------|
| CeeDee Lamb..... | 2020-21 | 150 |
| Herschel Walker..... | 1986-87 | 131 |
| Jason Witten..... | 2003-04 | 122 |
| Bob Hayes..... | 1965-66 | 110 |

Lamb exceeded 1,000 scrimmage yards in each of his first two NFL seasons, becoming one-of-six Cowboys players - and the only wide receiver - in franchise history to start a career with consecutive 1,000-yard seasons:

Player 1,000-Yd Seasons to Begin Career

| | |
|--------------------------|----------------------------|
| Emmitt Smith..... | 13 Seasons (1990-2002) |
| Ezekiel Elliott*..... | 6 Seasons (2016-2021) |
| Tony Dorsett..... | 5 Seasons (1977-81) |
| Herschel Walker..... | 3 Seasons (1986-88) |
| CeeDee Lamb*..... | 2 Seasons (2020-21) |
| Don Perkins..... | 2 Seasons (1961-62) |

*active streaks

Lamb eclipsed 1,000 receiving yards (1,102) in his second season, becoming the 35th Cowboys player to hit the 1,000-yard mark in team history:

Most Single-Season Receiving Yards - Cowboys History

| Player | Yards | Player | Yards |
|-----------------------------|-------|-----------------------------|-------|
| 1. Michael Irvin, 1995..... | 1,603 | 10. Dez Bryant, 2013..... | 1,233 |
| 2. Michael Irvin, 1991..... | 1,523 | 11. Bob Hayes, 1966..... | 1,232 |
| 3. Michael Irvin, 1992..... | 1,396 | 12. Amari Cooper, 2019... | 1,189 |
| 4. Dez Bryant, 2012..... | 1,382 | 13. Michael Irvin, 1997.... | 1,180 |
| 5. Terrell Owens, 2007.... | 1,355 | 14. Terrell Owens, 2006... | 1,180 |
| 6. Michael Irvin, 1993..... | 1,330 | 15. Terry Glenn, 2005..... | 1,136 |
| 7. Miles Austin, 2009..... | 1,320 | 16. Amari Cooper, 2020.... | 1,114 |
| 8. Dez Bryant, 2014..... | 1,320 | | |
| 9. Michael Irvin, 1994..... | 1,241 | | |

20. CeeDee Lamb, 2021. 1,102

★ CEEDEE'S MOVES ★

CeeDee Lamb was a game-breaking wide receiver after the catch point in college, and he has carried that skill set over to the NFL ranks, ranking ninth in the league in yards after the catch (YAC) at the wide receiver position in 2021:

Wide Receivers with the Most YAC in 2021

| Player | YAC | Player | YAC |
|----------------------|-----|-------------------------|------------|
| Cooper Kupp..... | 846 | Mecole Hardman..... | 502 |
| Deebo Samuel..... | 772 | Justin Jefferson..... | 482 |
| Ja'Marr Chase..... | 651 | CeeDee Lamb..... | 455 |
| Davante Adams..... | 613 | Hunter Renfrow..... | 452 |
| Chris Godwin..... | 586 | Tyreek Hill..... | 444 |
| Diontae Johnson..... | 527 | Jaylen Waddle..... | 439 |

★ LAMB CHOPS UP DEFENSES ★

CeeDee Lamb's elusivity is matched by his toughness, as he ranked fifth in the NFL with 167 receiving yards-after-contact by a wide receiver in 2021:

Wide Receiver Receiving Yards-After-Contact in 2021

| Player | YACO | Player | YACO |
|-------------------------|------------|-----------------------|------|
| Ja'Marr Chase..... | 243 | Laviska Shenault..... | 163 |
| Cooper Kupp..... | 214 | D.J. Moore..... | 156 |
| Deebo Samuel..... | 203 | Davante Adams..... | 150 |
| Chris Godwin..... | 187 | Justin Jefferson..... | 148 |
| CeeDee Lamb..... | 167 | Darnell Mooney..... | 147 |

★ SLOT SNAPS ★

The Cowboys have a group of versatile wide receivers who can line up at any of the receiver positions on offense, making the group hard to game plan for defensively. Here is a look at how each of the Cowboys receivers lined up in 2021:

Wide Receiver Snaps by Alignment

| Player | Slot Snps | Slot% | Wide Snps | Wide% |
|---------------------|-----------|-------|-----------|-------|
| Cedrick Wilson..... | 342 | 90.2% | 36 | 9.5% |
| CeeDee Lamb..... | 250 | 42.4% | 332 | 56.4% |
| Amari Cooper..... | 162 | 28.6% | 404 | 71.4% |
| Malik Turner..... | 42 | 60.9% | 26 | 37.7% |
| Michael Gallup..... | 28 | 8.0% | 322 | 92.0% |
| Noah Brown..... | 27 | 15.6% | 146 | 84.4% |

★ QUADFECTA ★

Dallas had four wide receivers record 100-yard receiving games in 2020 - tied for second-most in the NFL (Houston, five) - and had four receivers that reached the mark in 2021 - the ninth instance in team history where four different players on offense had 100-yard receiving games (2021, 2020, 2012, 2010, 2009, 2008, 2004, 1993, 1985).

The four receivers that surpassed the century mark in 2021 are Amari Cooper (two), CeeDee Lamb (three), Michael Gallup (one) and Cedrick Wilson (two):

Cowboys with 100 Receiving Yards in a Game in 2021

| Player | Position | 100-Yd Gms |
|---------------------|----------|------------|
| CeeDee Lamb..... | WR | 3 |
| Amari Cooper..... | WR | 2 |
| Cedrick Wilson..... | WR | 2 |
| Michael Gallup..... | WR | 1 |

Dallas was one-of-five teams in 2021 to have four different players each have a 100-yard receiving game, joining Buffalo (five players), Las Vegas (five), Tampa Bay (four) and Tennessee (four).

110.3

Dallas had the best red zone passer rating in 2021, recording a 110.3 rating with 28 touchdowns and one interception when throwing the ball in the red zone.

★ SERGEANT SCHULTZ ★

We know nothing, other than the Dallas offense has been one of the most efficient units at moving the chains on third down, converting 43.4% of its third down tries - 11th-best in the league. A big part of that success stems from tight end Dalton Schultz's ability to find open holes in the middle of the opposing defense and present a window for Cowboys QBs to throw the ball, **finishing third among all tight ends with 61 catches on 76 targets against zone coverage** in 2021:

Tight End Receptions against Zone Coverage in 2021

| Player | Tgt | Rec | Yards | Rec% |
|----------------------------|-----------|-----------|------------|--------------|
| Mark Andrews..... | 101 | 69 | 925 | 68.3% |
| Travis Kelce..... | 84 | 63 | 838 | 75.0% |
| Dalton Schultz..... | 76 | 61 | 655 | 80.3% |
| George Kittle..... | 72 | 55 | 725 | 76.4% |
| Zach Ertz..... | 77 | 54 | 600 | 70.1% |

Schultz also had 12 first down receptions on third downs in 2021 - a total which ranks second on the Cowboys and is tied for sixth among all tight ends:

Tight End First Downs Receptions on Third Down in 2021

| Player | 1stD | Player | 1stD |
|---------------------|------|----------------------------|-----------|
| Travis Kelce..... | 19 | Kyle Pitts..... | 13 |
| Mark Andrews..... | 15 | Dalton Schultz..... | 13 |
| Pat Freiermuth..... | 14 | Dallas Goedert..... | 12 |
| Hunter Henry..... | 14 | Three players..... | 11 |
| Mike Gesicki..... | 13 | | |

★ RECEPTION AFICIONADO ★

Dalton Schultz caught 78 passes for 808 yards in 2021, **becoming only the second Cowboys tight end to record 70 catches in a season along with Jason Witten**, who did it nine times in his career.

Tight End Receptions in a Season - Cowboys History

| Player | Season | Rec | Yds | TD |
|----------------------------|-------------|-----------|------------|----------|
| Jason Witten..... | 2012 | 110 | 1,039 | 3 |
| Jason Witten..... | 2007 | 96 | 1,145 | 7 |
| Jason Witten..... | 2009 | 94 | 1,030 | 2 |
| Jason Witten..... | 2010 | 94 | 1,002 | 9 |
| Jason Witten..... | 2004 | 87 | 980 | 6 |
| Jason Witten..... | 2008 | 81 | 952 | 4 |
| Jason Witten..... | 2011 | 79 | 942 | 5 |
| Dalton Schultz..... | 2021 | 78 | 808 | 8 |
| Jason Witten..... | 2015 | 77 | 713 | 3 |
| Jason Witten..... | 2013 | 73 | 851 | 8 |

Schultz also converted a first down on 55.1% of his catches in 2021, which is the 12th-highest percentage by a Cowboys tight end in a single season:

First Down Reception Pct. by a Cowboys Tight End

| Player | 1stD% | Player | 1stD% |
|-------------------------|-------|----------------------------------|--------------|
| Jason Witten, 2014..... | 75.0% | Jason Witten, 2013..... | 60.3% |
| Jay Novacek, 1994..... | 70.2% | Jason Witten, 2011..... | 59.5% |
| Jay Novacek, 1995..... | 64.5% | Jason Witten, 2007..... | 58.3% |
| Jay Novacek, 1991..... | 62.7% | Jason Witten, 2006..... | 57.8% |
| Jason Witten, 2008..... | 61.7% | Jay Novacek, 1993..... | 56.8% |
| Jason Witten, 2005..... | 60.6% | Dalton Schultz, 2021..... | 55.1% |

Additionally, Schultz's eight touchdown catches in 2021 tied for the third-most by a Cowboys tight end in a single season:

Tight End TD Catches in a Season - Cowboys History

| Player | Season | TDs |
|-----------------------|--------|-----|
| Billy Joe Dupree..... | 1978 | 9 |
| Jason Witten..... | 2010 | 9 |
| Dalton Schultz..... | 2021 | 8 |
| Jason Witten..... | 2013 | 8 |
| Billy Joe Dupree..... | 1980 | 7 |
| David LaFleur..... | 1999 | 7 |
| Jason Witten..... | 2007 | 7 |

★ OFFENSIVE LINE SHUFFLE ★

Dallas started eight different offensive line combinations in 2020 due to injuries across the offensive front. The chart below shows the average age and experience of the Cowboys expected offensive line going into Week 1 versus the starting combination in each week of the season:

| Expected Offensive Line Entering 2021 Season | | | | | |
|--|------------|-------------|------------|-----------|------------|
| | LT | LG | C | RG | RT |
| | T. Smith | C. Williams | T. Biadasz | Z. Martin | L. Collins |
| Age | 30 | 24 | 23 | 30 | 28 |
| Exp. | 11 | 4 | 2 | 8 | 7 |
| Avg. Age - | 27.0 years | | | | |
| Avg. Exp.- | 6.4 years | | | | |

| Offensive Line in Week 1 at Tampa Bay | | | | | |
|---------------------------------------|------------|-------------|------------|-------------|------------|
| | LT | LG | C | RG | RT |
| | T. Smith | C. Williams | T. Biadasz | C. McGovern | L. Collins |
| Age | 30 | 24 | 23 | 23 | 28 |
| Exp. | 11 | 4 | 2 | 3 | 7 |
| Avg. Age - | 25.6 years | | | | |
| Avg. Exp.- | 5.4 years | | | | |

| Offensive Line in Week 2 at LA Chargers | | | | | |
|---|------------|-------------|------------|-----------|-----------|
| | LT | LG | C | RG | RT |
| | T. Smith | C. Williams | T. Biadasz | Z. Martin | T. Steele |
| Age | 30 | 24 | 23 | 30 | 24 |
| Exp. | 11 | 4 | 2 | 8 | 2 |
| Avg. Age - | 26.2 years | | | | |
| Avg. Exp.- | 5.4 years | | | | |

| Offensive Line in Week 3 vs. Philadelphia | | | | | |
|---|------------|-------------|------------|-----------|-----------|
| | LT | LG | C | RG | RT |
| | T. Smith | C. Williams | T. Biadasz | Z. Martin | T. Steele |
| Age | 30 | 24 | 23 | 30 | 24 |
| Exp. | 11 | 4 | 2 | 8 | 2 |
| Avg. Age - | 26.2 years | | | | |
| Avg. Exp.- | 5.4 years | | | | |

| Offensive Line in Week 4 vs. Carolina | | | | | |
|---------------------------------------|------------|-------------|------------|-----------|-----------|
| | LT | LG | C | RG | RT |
| | T. Smith | C. Williams | T. Biadasz | Z. Martin | T. Steele |
| Age | 30 | 24 | 23 | 30 | 24 |
| Exp. | 11 | 4 | 2 | 8 | 2 |
| Avg. Age - | 26.2 years | | | | |
| Avg. Exp.- | 5.4 years | | | | |

| Offensive Line in Week 5 vs. N.Y. Giants* | | | | | |
|---|------------|-------------|------------|-----------|-----------|
| | LT | LG | C | RG | RT |
| | T. Smith | C. Williams | T. Biadasz | Z. Martin | T. Steele |
| Age | 30 | 24 | 23 | 30 | 24 |
| Exp. | 11 | 4 | 2 | 8 | 2 |
| Avg. Age - | 26.2 years | | | | |
| Avg. Exp.- | 5.4 years | | | | |

| Offensive Line in Week 6 at New England* | | | | | |
|--|------------|-------------|------------|-----------|-----------|
| | LT | LG | C | RG | RT |
| | T. Smith | C. Williams | T. Biadasz | Z. Martin | T. Steele |
| Age | 30 | 24 | 23 | 30 | 24 |
| Exp. | 11 | 4 | 2 | 8 | 2 |
| Avg. Age - | 26.2 years | | | | |
| Avg. Exp.- | 5.4 years | | | | |

| Offensive Line in Week 7 at Minnesota | | | | | |
|---------------------------------------|------------|-------------|------------|-----------|-----------|
| | LT | LG | C | RG | RT |
| | T. Smith | C. Williams | T. Biadasz | Z. Martin | T. Steele |
| Age | 30 | 24 | 23 | 30 | 24 |
| Exp. | 11 | 4 | 2 | 8 | 2 |
| Avg. Age - | 26.2 years | | | | |
| Avg. Exp.- | 5.4 years | | | | |

| Offensive Line in Week 8 vs. Denver | | | | | |
|-------------------------------------|------------|-------------|------------|-----------|------------|
| | LT | LG | C | RG | RT |
| | T. Steele | C. Williams | T. Biadasz | Z. Martin | L. Collins |
| Age | 24 | 24 | 23 | 30 | 28 |
| Exp. | 2 | 4 | 2 | 8 | 7 |
| Avg. Age - | 25.8 years | | | | |
| Avg. Exp.- | 4.6 years | | | | |

★ OFFENSIVE LINE SHUFFLE, cont. ★

| Offensive Line in Week 9 vs. Atlanta | | | | | |
|--------------------------------------|------------|-------------|------------|-----------|------------|
| | LT | LG | C | RG | RT |
| | T. Steele | C. Williams | T. Biadasz | Z. Martin | L. Collins |
| Age | 24 | 24 | 23 | 30 | 28 |
| Exp. | 2 | 4 | 2 | 8 | 7 |
| Avg. Age - | 25.8 years | | | | |
| Avg. Exp.- | 4.6 years | | | | |

| Offensive Line in Week 11 at Kansas City | | | | | |
|--|------------|-------------|------------|-----------|------------|
| | LT | LG | C | RG | RT |
| | T. Steele | C. McGovern | T. Biadasz | Z. Martin | L. Collins |
| Age | 24 | 23 | 23 | 30 | 28 |
| Exp. | 2 | 3 | 2 | 8 | 7 |
| Avg. Age - | 25.6 years | | | | |
| Avg. Exp.- | 4.4 years | | | | |

| Offensive Line in Week 12 vs. Las Vegas | | | | | |
|---|-----------|-------------|------------|-----------|-----------|
| | LT | LG | C | RG | RT |
| | T. Smith | C. McGovern | T. Biadasz | Z. Martin | T. Steele |
| Age | 30 | 23 | 23 | 30 | 24 |
| Exp. | 11 | 3 | 2 | 8 | 2 |
| Avg. Age - | 26 years | | | | |
| Avg. Exp.- | 5.2 years | | | | |

| Offensive Line in Week 13 at New Orleans | | | | | |
|--|------------|-------------|------------|-----------|------------|
| | LT | LG | C | RG | RT |
| | T. Smith | C. McGovern | T. Biadasz | Z. Martin | L. Collins |
| Age | 30 | 23 | 23 | 30 | 28 |
| Exp. | 11 | 3 | 2 | 8 | 7 |
| Avg. Age - | 26.8 years | | | | |
| Avg. Exp.- | 6.2 years | | | | |

| Offensive Line in Week 14 at Washington | | | | | |
|---|------------|-------------|------------|-----------|------------|
| | LT | LG | C | RG | RT |
| | T. Smith | C. McGovern | T. Biadasz | Z. Martin | L. Collins |
| Age | 30 | 23 | 23 | 30 | 28 |
| Exp. | 11 | 3 | 2 | 8 | 7 |
| Avg. Age - | 26.8 years | | | | |
| Avg. Exp.- | 6.2 years | | | | |

| Offensive Line in Week 15 at N.Y. Giants | | | | | |
|--|------------|-------------|------------|-----------|------------|
| | LT | LG | C | RG | RT |
| | T. Steele | C. Williams | T. Biadasz | Z. Martin | L. Collins |
| Age | 24 | 24 | 23 | 30 | 28 |
| Exp. | 2 | 4 | 2 | 8 | 7 |
| Avg. Age - | 25.8 years | | | | |
| Avg. Exp.- | 4.6 years | | | | |

| Offensive Line in Week 16 vs. Washington | | | | | |
|--|------------|-------------|------------|-----------|------------|
| | LT | LG | C | RG | RT |
| | T. Steele | C. Williams | T. Biadasz | Z. Martin | L. Collins |
| Age | 24 | 24 | 23 | 30 | 28 |
| Exp. | 2 | 4 | 2 | 8 | 7 |
| Avg. Age - | 25.8 years | | | | |
| Avg. Exp.- | 4.6 years | | | | |

| Offensive Line in Week 17 vs. Arizona | | | | | |
|---------------------------------------|------------|-------------|------------|-----------|------------|
| | LT | LG | C | RG | RT |
| | T. Smith | C. Williams | T. Biadasz | Z. Martin | L. Collins |
| Age | 30 | 24 | 23 | 30 | 28 |
| Exp. | 11 | 4 | 2 | 8 | 7 |
| Avg. Age - | 27.0 years | | | | |
| Avg. Exp.- | 6.4 years | | | | |

| Offensive Line in Week 18 at Philadelphia | | | | | |
|---|------------|-------------|------------|-----------|------------|
| | LT | LG | C | RG | RT |
| | T. Steele | C. Williams | T. Biadasz | Z. Martin | L. Collins |
| Age | 24 | 24 | 23 | 30 | 28 |
| Exp. | 2 | 4 | 2 | 8 | 7 |
| Avg. Age - | 25.8 years | | | | |
| Avg. Exp.- | 4.6 years | | | | |

4.9%

Dallas' offensive line yielded a sack on 4.9% of Dallas' dropbacks in 2021 (33-of-680) - the sixth-best sack rate in the league.

★ EXCLUSIVE COMPANY ★

The Cowboys are the first team in NFL history to finish a season with a 4,000-yard passer (Dak Prescott, 4,429), a 1,000-yard rusher (Ezekiel Elliott, 1,002), a 1,000-yard receiver (CeeDee Lamb, 1,102) a 10.0-sack player (Micah Parsons, 13.0) and a 10-interception player (Trevon Diggs, 11):

4,000-Yard Passer:Dak Prescott, 4,449
1,000-Yard Rusher:Ezekiel Elliott, 1,002
1,000-Yard Receiver:CeeDee Lamb, 1,102
10.0-Sack Player:Micah Parsons, 13.0
10-Interception Player:Trevon Diggs, 11

★ POINTS AND TAKEAWAYS ★

Dallas finished 2021 with a league-leading 530 points and a league-best 34 takeaways, **becoming the sixth team since the NFL Merger to lead the league in both scoring and takeaways:**

Teams to Lead NFL in Scoring and Takeaways Since 1970

| Team | Season | Takeaways | Points |
|---------------------|-------------|-----------|------------|
| Dallas | 2021 | 34 | 530 |
| Carolina..... | 2015 | 39 | 500 |
| Green Bay..... | 2011 | 38 | 560 |
| Washington..... | 1983 | 61 | 541 |
| Buffalo..... | 1975 | 45 | 420 |
| Dallas | 1971 | 51 | 406 |

★ SPREADING THE WEALTH ★

Dallas had four different players tally at least six receiving touchdowns in 2021, marking **the first time in franchise history that Dallas had four players with at least six touchdowns through the air:**

Cowboys Touchdown Receptions in 2021

| Player | TD Rec |
|----------------------|--------|
| Amari Cooper..... | 8 |
| Dalton Schultz..... | 8 |
| CeeDee Lamb..... | 6 |
| Cedrick Wilson..... | 6 |
| Malik Turner..... | 3 |
| Ezekiel Elliott..... | 2 |
| Michael Gallup..... | 2 |
| Blake Jarwin..... | 2 |
| Corey Clement..... | 1 |
| Sean McKeon..... | 1 |
| Terence Steele..... | 1 |

Cowboys Teams with Three-Plus Players with Six TD Rec

| Season | Players w/ 6 Rec TD | Season | Players w/ 6 Rec TD |
|-------------------|------------------------|-----------|------------------------|
| 2021 | 4 | 2005..... | 3 |
| 2011..... | 3 | 1985..... | 3 |
| 2010..... | 3 | 1980..... | 3 |
| 2007..... | 3 | 1967..... | 3 |

★ CHEWING UP TURF ★

Dallas finished 2021 first in the NFL in net yards, racking up 6,919 net yards on the year - a total that ranks fifth all-time in a season in NFL history:

Most Net Yards in a Single Season - NFL History

| Team/Season | Rush Yds | Pass Yds | Tot Yds |
|---------------------------|--------------|--------------|--------------|
| New Orleans, 2011..... | 2,127 | 5,347 | 7,474 |
| Denver, 2013..... | 1,873 | 5,444 | 7,317 |
| St. Louis, 2000..... | 1,843 | 5,232 | 7,075 |
| Miami, 1984..... | 1,918 | 5,018 | 6,936 |
| Dallas, 2021 | 2,119 | 4,800 | 6,919 |

★ POINTS PARTY ★

Dallas scored points in record setting fashion in 2021, leading the league and establishing a franchise high with 530 total points:

Dallas Cowboys Most Points in a Season

| Season | Pts | Season | Pts |
|-------------------|------------|-----------|-----|
| 2021 | 530 | 1966..... | 445 |
| 1983..... | 479 | 2013..... | 439 |
| 2014..... | 467 | 1995..... | 435 |
| 2007..... | 455 | 2019..... | 434 |
| 1980..... | 454 | 1968..... | 431 |

Dallas' point total ranks 12th all-time in single-season NFL history:

Most Points in a Season - NFL History

| Team/Season | Pts | Team/Season | Pts |
|------------------------|-----|---------------------------|------------|
| Denver, 2013..... | 606 | New Orleans, 2011..... | 547 |
| New England, 2007..... | 589 | Washington, 1983..... | 541 |
| Kansas City, 2018..... | 565 | Atlanta, 2016..... | 540 |
| Green Bay, 2011..... | 560 | St. Louis, 2000..... | 540 |
| New England, 2012..... | 557 | Baltimore, 2019..... | 531 |
| Minnesota, 1998..... | 556 | Dallas, 2021 | 530 |

The Cowboys started the scoring barrage early in their 17 games this year, tying for the league-lead in first quarter points (130):

Most First Quarter Points in 2021 - NFL

| Team | Pts | Team | Pts |
|---------------------|------------|---------------|-----|
| Dallas | 130 | Arizona..... | 106 |
| Kansas City..... | 130 | Buffalo..... | 102 |
| Indianapolis..... | 107 | Carolina..... | 95 |
| Tampa Bay..... | 107 | Miami..... | 93 |

Dallas' 130 first quarter points in 2021 were more than any other team in franchise history and are tied for 10th league-wide in a single season since at least 1991 when the data became available.

Additionally, Dallas had five games with 40-plus points in 2021, which were the second-most games with at least 40-plus points in a season in league history behind eight teams who recorded six such games in a season. Included in those five games for Dallas were **two games of 50-plus points, which tied for the second-most 50-point games in a season** in team history:

Most 50-Point Games in a Season Cowboys History

| Season | 50-Point Gms |
|-------------------|--------------|
| 1966..... | 3 |
| 2021 | 2 |
| 1980..... | 2 |

★ MARGIN OF VICTORY ★

Dallas had 12 wins in 2021, and the Cowboys won those 12 games by an average of 17.0 points - the third-largest margin of victory in the NFL:

Largest Margin of Victory in 2021

| Team | Wins | Avg. Margin of Victory |
|---------------------|-----------|---------------------------|
| Buffalo..... | 11 | 22.1 |
| New England..... | 10 | 21.4 |
| Dallas | 12 | 17.0 |
| Philadelphia..... | 9 | 16.4 |
| Denver..... | 7 | 16.3 |

★ HALFTIME LEADS = WINS ★

Dallas took a lead into halftime nine times in 2021, and in those nine games, the Cowboys went 9-0. Conversely, Dallas was trailing at halftime in eight games and went 3-5 in those contests.

Most Wins When Leading at Halftime in 2021

| Team | Winning at Half (Home) | Winning at Half (Road) | Winning at Half |
|---------------------|---------------------------|---------------------------|-----------------|
| Arizona..... | 3-0 | 7-0 | 10-0 |
| Green Bay..... | 6-0 | 4-0 | 10-0 |
| Tampa Bay..... | 7-0 | 3-0 | 10-0 |
| Dallas | 4-0 | 5-0 | 9-0 |
| Buffalo..... | 4-1 | 5-1 | 9-2 |
| Indianapolis..... | 4-2 | 5-1 | 9-3 |

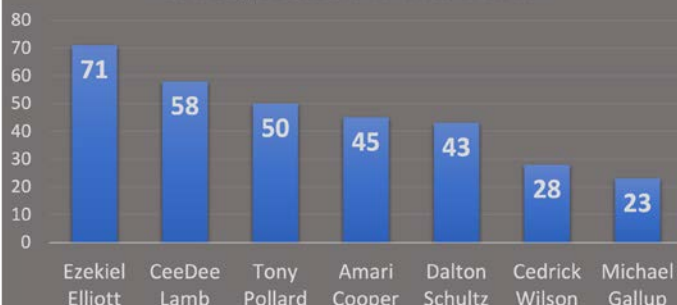
★ FIRST DOWN COWBOYS ★

In 2020 the Cowboys recorded the seventh-most first downs (371) and ranked sixth in 2021 with 390 first downs gained:

2021 NFL Team First Down Leaders - Offense

| Team | Rush | Pass | Pen | Total |
|--------------------|------------|------------|-----------|------------|
| Kansas City | 119 | 267 | 33 | 419 |
| Tampa Bay | 106 | 273 | 25 | 404 |
| LA Chargers | 112 | 256 | 33 | 401 |
| Buffalo | 134 | 236 | 28 | 398 |
| Baltimore | 159 | 209 | 26 | 394 |
| Dallas..... | 111 | 248 | 31 | 390 |

Cowboys Leaders in First Downs



★ DYNAMITE OFFENSE ★

The Cowboys offensive production was correlated in large part to its ability to produce explosive plays (10-plus yards) in 2020. Dallas racked up 238 explosive plays in 2020 - the sixth-most by any offense in the NFL, and **led the NFL in 2021 with 254**:

Explosive Plays (10-Plus Yards) - 2021 NFL

| Team | 10+ Rush | 10+ Pass | Tot 10+ | 10+ TD |
|--------------------|-----------|-----------|------------|-----------|
| Dallas..... | 54 | 18 | 254 | 23 |
| LA Chargers..... | 45 | 208 | 253 | 25 |
| Kansas City | 53 | 196 | 249 | 18 |
| Tampa Bay | 39 | 208 | 247 | 24 |
| Buffalo | 60 | 182 | 242 | 23 |

★ SCORING DRIVES ★

Dallas was one of the best teams at scoring points in 2021, posting 84 scoring drives on the year - tied for second in the NFL:

Most Scoring Drives in 2021

| Team | Scoring Drives | Avg. Plays | Avg. Yards | Avg. Time |
|---------------------------|----------------|-------------|-------------|-------------|
| Tampa Bay..... | 86 | 7.98 | 61.3 | 3:28 |
| Buffalo | 84 | 8.24 | 57.5 | 3:43 |
| Dallas..... | 84 | 8.08 | 59.5 | 3:20 |
| New England | 84 | 8.19 | 55.4 | 3:51 |
| LA Rams | 83 | 8.23 | 60.2 | 3:47 |
| Cincinnati | 81 | 7.53 | 58.6 | 3:34 |
| Kansas City | 81 | 8.80 | 60.2 | 4:10 |
| Arizona/LA Chargers | 80 | -- | -- | -- |

Dallas had six touchdown drives of 70-plus yards against Washington (12/26) - the most touchdown drives of that length in a single-game by any Cowboys team since at least 2001.

★ POINTS OFF TAKEAWAYS ★

In 2021 NFL teams turned the ball over 706 times, and their opponents have scored 2,220 points off those takeaways. Dallas pilfered 119 points off 34 takeaways in 2021 (second).

Most Points Off Takeaways - 2021 NFL

| Team | Takeaways | Points | Pct of Tot Pts Scored on TAs |
|--------------------|-----------|------------|------------------------------|
| Indianapolis | 33 | 122 | 27.7% |
| Dallas..... | 34 | 119 | 22.5% |
| Arizona | 27 | 112 | 24.9% |
| Green Bay | 26 | 102 | 22.7% |
| New England | 30 | 101 | 21.9% |

★ CHURNING OUT YARDS ★

Dallas averaged 407.0 yards-per-game in 2021 - most in the league - and part of the offense's success stemmed from converting third downs and staying on the field, leading to the second-most offensive plays run this year (1,153):

Dallas Cowboys Yards-Per-Play in 2021

| 1st Down | 2nd Down | 3rd Down | 4th Down |
|------------|-----------|-----------|-----------|
| 5.61 | 6.42 | 6.15 | 6.13 |
| Rank: 15th | Rank: 2nd | Rank: 8th | Rank: 8th |

The Cowboys finished third in the NFL by averaging 6.00 yards-per-play in 2021:

| Team | YPP | Team | YPP |
|---------------------|-------------|-------------------|------|
| San Francisco | 6.11 | LA Chargers | 5.88 |
| Tampa Bay | 6.06 | Cincinnati..... | 5.87 |
| Dallas | 6.00 | Green Bay | 5.80 |
| LA Rams | 5.98 | Seattle | 5.77 |
| Kansas City | 5.95 | Las Vegas..... | 5.72 |

★ TOUCHDOWNS GALORE ★

The Dallas Cowboys put on a scoring bonanza in 2021, with **22 different players scoring a touchdown on the year, which was the most players to score a touchdown in a single season in team history and the most in NFL history**. The 1968, 1980, 1983, 1987 and 2001 Cowboys teams are second with 16 players.

Below is the list of Cowboys players who have reached the end zone for the Cowboys this season:

Cowboys Touchdowns, 2021 Season

| Player | TD | Player | TD |
|------------------------|----|------------------------|----|
| Ezekiel Elliott | 12 | Anthony Brown | 1 |
| Amari Cooper..... | 8 | Corey Clement..... | 1 |
| Dalton Schultz..... | 8 | Chauncey Golston | 1 |
| CeeDee Lamb..... | 6 | JaQuan Hardy | 1 |
| Cedrick Wilson..... | 6 | DeMarcus Lawrence..... | 1 |
| Tony Pollard | 3 | Sean McKeon | 1 |
| Malik Turner | 3 | Dak Prescott..... | 1 |
| Trevon Diggs | 2 | Ito Smith | 1 |
| Michael Gallup..... | 2 | Terence Steele..... | 1 |
| Blake Jarwin | 2 | Carlos Watkins | 1 |
| Dorance Armstrong..... | 1 | Nahshon Wright..... | 1 |

★ YARDS AFTER THE CATCH - YAC ATTACK ★

Dallas exploited defenses for the 11th-most yards after the catch in the NFL in 2020 with 2,053 YAC - 45.5% of their total passing output (4,511 gross yards). The YAC total was the sixth-most by a Cowboys offense since 1992 when the stat began to be tracked, with the highest figure coming in 2009 (2,340). Dallas ranked eighth with 2,269 YAC in 2021:

DALLAS COWBOYS YARDS AFTER THE CATCH 2020-21



★ 11 PERSONNEL ★

With the Cowboys having three game-breaking options at the wide receiver position, they relied heavily on their "11 personnel" (one running back, one tight end and three receivers) in 2020 - ranking fifth among all teams by running 71.5% of their offensive snaps from that formation grouping:

2020 Snap Percentage from "11 Personnel"

| Team | Off Plays | 11 Per. | 11 Per. % |
|-----------------------|--------------|------------|--------------|
| Cincinnati Bengals | 1,040 | 783 | 75.3% |
| Pittsburgh Steelers | 1,043 | 760 | 72.9% |
| Jacksonville Jaguars | 997 | 721 | 72.3% |
| Kansas City Chiefs | 1,057 | 761 | 72.0% |
| Dallas Cowboys | 1,113 | 795 | 71.5% |

In 2021, Dallas ran 718-of-1,153 offensive plays from 11 personnel, which at 62.3% ranked 14th among all teams. Below are the Cowboys personnel groupings in 2021 versus 2020:

| | 2020 | | 2021 | |
|--------------|----------|-------|----------|-------|
| | OffSnaps | Snap% | OffSnaps | Snap% |
| 10 Personnel | 22 | 2.0% | 3 | 0.3% |
| 11 Personnel | 795 | 71.4% | 718 | 62.3% |
| 12 Personnel | 236 | 21.2% | 256 | 22.2% |
| 13 Personnel | 6 | 0.5% | 7 | 0.7% |
| 21 Personnel | 10 | 0.9% | 26 | 2.3% |
| 22 Personnel | 6 | 0.5% | 25 | 2.2% |

★ DRIVE FOR SIX ★

Over the previous five seasons (2016-20), Dallas ranked eighth in offensive touchdown percentage, driving for six on 24.3% of possessions, something the offense will need to improve in its drive for a sixth Super Bowl Championship.

Dallas scored a touchdown on 55-of-192 offensive possessions in 2021, a touchdown percentage of 28.6% (sixth).

Offensive TD Percentage, 2021

| Team | Drives | TD% | Team | Drives | TD% |
|---------------|------------|--------------|---------------|--------|-------|
| LA Chargers | 175 | 32.0% | LA Rams | 181 | 28.2% |
| Kansas City | 168 | 31.5% | Arizona | 179 | 27.9% |
| Tampa Bay | 194 | 31.4% | New England | 175 | 27.4% |
| Buffalo | 186 | 30.1% | Cincinnati | 190 | 27.4% |
| Green Bay | 173 | 30.1% | Indianapolis | 180 | 27.2% |
| Dallas | 192 | 28.6% | San Francisco | 183 | 26.2% |

★ YARD DOGS ★

The Cowboys accumulated 515 yards of offense against the N.Y. Giants (10/10), their first 500-yard game in 2021 after compiling four 500-yard efforts in 2020 - tied with the 1966, 1978 and 2019 squads for the most such games in franchise history.

In the Cowboys 515-yard performance were 314 passing yards and 201 rushing yards, marking the **sixth time in team history a Cowboys offense posted 300 yards through the air and 200 yards on the ground in the same game** - the first time since 1983:

Dallas Cowboys Games with 300 Pass Yds, 200 Rush Yds

| Opp, Date | Rush Yds | Pass Yds | Tot Yds |
|-------------------|----------|----------|---------|
| vs. NYG, 10/10/21 | 201 | 314 | 515 |
| vs. Phi, 10/16/83 | 212 | 310 | 522 |
| vs. Bal, 9/4/78 | 278 | 305 | 583 |
| vs. Stl, 9/30/73 | 250 | 328 | 578 |
| vs. Hou, 12/20/70 | 208 | 341 | 549 |
| vs. Phi, 10/9/66 | 212 | 440 | 652 |

★ NO NEGATIVES ★

The Cowboys offense recorded the second-fewest plays that gained negative yardage in 2021, with only 79 on the season:

| Team | Neg Rush | Neg Pass | Sack | Total |
|---------------|-----------|----------|-----------|-----------|
| Kansas City | 47 | 9 | 22 | 78 |
| Dallas | 44 | 5 | 30 | 79 |
| Green Bay | 45 | 7 | 28 | 80 |
| LA Rams | 42 | 7 | 31 | 80 |
| Jacksonville | 37 | 14 | 30 | 81 |

★ WE'RE GOING STREAKING ★

The Dallas Cowboys recorded a four-game streak with 400 yards and 30 points from 12/31/18 at the N.Y. Giants through 9/22/19 against New Orleans - tied for eighth in NFL history. The Arizona Cardinals are the most recent team to record a four-game streak, starting in the first game of 2021 at Tennessee (9/3) through the game on 10/3 at the LA Rams:

All-time Streaks of 400 Yds and 30 Pts

| Team | Streak | Yds | Pts | W-L |
|---------------|-------------------------------------|--------------|-------------|------------|
| Denver | 10 games (12/23/12 - 10/27/13) | 467.6 | 41.5 | 9-1 |
| New England | 9 games (12/31/06 - 10/28/07) | 436.6 | 41.2 | 9-0 |
| St. Louis | 8 games (12/5/99 - 9/17/00) | 478.1 | 34.8 | 7-1 |
| New England | 6 games (1/2/11 - 10/9/11) | 496.3 | 33.8 | 5-1 |
| Philadelphia | 5 games (10/25/53 - 11/21/53) | 493.2 | 40.8 | 5-0 |
| Oakland | 5 games (10/27/68 - 11/24/68) | 501.2 | 37.8 | 5-0 |
| San Francisco | 5 games (11/20/94 - 12/17/94) | 460.2 | 39.2 | 5-0 |
| Arizona | 5 games (10/11/20 - 11/15/20) | 469.6 | 33.6 | 4-1 |
| Tennessee | 5 games (11/22/20 - 12/20/20) | 444.0 | 37.4 | 4-1 |
| Dallas | 4 games (12/31/18 - 9/22/19) | 465.8 | 33.3 | 4-0 |
| Dallas | 4 games (9/20/20 - 10/11/20) | 515.0 | 40.8 | 2-2 |
| Many teams | 4 games | -- | -- | -- |

The Cowboys recorded another four-game streak with 400 yards and 30 points in 2020 (vs. Atlanta, 9/20 - vs. NYG, 10/11) - tied with the four games in 2019 for the most games in team history - and added a three-game bender with 400 yards and 30 points this year, starting vs. Carolina, 10/3/21 through at New England, 10/17/21:

| Team | Streak | Games | Pts | Yds |
|---------------|---------------------------|----------|------------|--------------|
| Dallas | 12/30/18 - 9/22/19 | 4 | 133 | 1,863 |
| Dallas | 9/20/20 - 10/11/20 | 4 | 163 | 2,060 |
| Dallas | 10/1/17 - 20/22/17 | 3 | 101 | 1,349 |
| Dallas | 10/3/21 - 10/17/21 | 3 | 115 | 1,515 |

The three-game streak from 2021 is broken down below:

| Opp, Date | Yards | Points |
|---------------------------|-------|--------|
| vs. Carolina, 10/3/21 | 433 | 36 |
| vs. N.Y. Giants, 10/10/21 | 515 | 44 |
| at New England, 10/17/21 | 567 | 35 |

★ JUMBO TOUCHDOWNS ★

Against Washington (12/26), Dallas had touchdowns from an offensive lineman and a defensive lineman in the same game for the first time in franchise history when defensive end DeMarcus Lawrence intercepted a pass and returned it 40 yards for a touchdown and then tackle Terence Steele caught a touchdown after reporting eligible.

Steele's touchdown reception was the first touchdown catch by a Cowboys offensive lineman in team history (Rayfield Wright caught a touchdown in 1968 as a backup tight end before he was moved to right tackle and became the starter in 1969).

Dallas added a punt block touchdown in the game against Washington, scoring a touchdown in all three phases of the game for the first time since at Philadelphia (11/11/12).

★ IF UR NOT 1ST, UR LAST ★

The Cowboys compiled 13 first downs in the first quarter at the LA Chargers (9/19) and tallied 14 first downs the next week against Philadelphia (9/27). The 14 first downs are a franchise high dating as far back as 1970, and Dallas is the first NFL team to accomplish the feat in consecutive games and the second to gain 13-plus first downs multiple times in one season (2018 LA Rams).

Most First Quarter First Downs, Single-Game Since 1970

| Team | Opp, Date | Tot1st |
|---------------|-------------------------|-----------|
| LA Rams | vs. KC, 11/19/18 | 15 |
| Dallas | vs. Phi, 9/27/21 | 14 |
| New Orleans | vs. Min, 12/25/20 | 14 |
| LA Rams | vs. LAC, 9/23/18 | 14 |
| Atlanta | vs. KC, 12/4/16 | 14 |
| LA Chargers | vs. LV, 10/31/04 | 14 |
| Dallas | at LAC, 9/19/21 | 13 |

Dallas tallied 390 first downs in 2021, the most in a season in team history, post merger:

Most First Downs in a Season, Cowboys Since 1970

| Season | 1stD | Season | 1stD |
|-------------|------------|--------|------|
| 2021 | 390 | 2020 | 371 |
| 2019 | 379 | 1995 | 364 |



11

Trevon Diggs tied a single season team record with his 11th interception of 2021 against Washington (12/26). He is only the third Cowboy ever to record double-digit INTs in a season and his season total is tied for 14th in NFL history.

★ BELIEVE IN YOURSELF ★

Trevon Diggs made the leap in his second season, leading the NFL with 11 interceptions in 2021. His six-game interception streak is the longest in team history in the Super Bowl era:

Longest INT Streak, Cowboys History Post Merger

| Player | Games | Streak Dates | Tot. INT |
|------------------------|----------|--------------------------|----------|
| T. Diggs | 6 | 9/9/21 - 10/17/21 | 6 |
| D. Thurman | 4 | 9/22/85 - 10/13/85 | 4 |
| M. Downs | 4 | 12/4/83 - 9/3/84 | 4 |
| C. Waters | 4 | 12/3/72 - 9/16/73 | 4 |
| C. Waters | 4 | 12/12/70 - 9/26/71 | 5 |
| Many others tied | 3 | -- | -- |

Dating back before the NFL Merger and to the inception of the Cowboys franchise, Don Bishop recorded an interception in each of the first five games of the 1961 season, which is now the second-longest streak in team history behind Diggs:

| Player | Games, Dates of Streak | Total INT |
|------------------------|--|-----------|
| Trevon Diggs... | 6 (at TB, 9/9/21 - at NE, 10/17/21) | 7 |
| Don Bishop | 5 (vs. Pit, 9/17/61 - vs. Phi, 10/15/61) | 6 |

The longest streak at any point in a season in NFL history, post merger, is six games, prior to Diggs, most recently accomplished by Brian Russell in 2003:

Longest INT Streaks in a Season, Super Bowl Era

| Player | Season | Games | Player | Season | Games |
|-----------------------|-------------|----------|-------------------|--------|-------|
| T. Diggs | 2021 | 6 | J. Byrd | 2009 | 5 |
| B. Russell | 2003 | 6 | C. Bailey | 2005 | 5 |
| D. Evans | 2001 | 6 | T. Parrish | 2003 | 5 |
| B. Wilburn | 1987 | 6 | E. Turner | 1996 | 5 |
| L. Hayes | 1980 | 6 | R. Buchanan | 1994 | 5 |
| E. Hayes | 1980 | 6 | A. Lewis | 1993 | 5 |
| L. Parrish | 1978 | 6 | J. Allen | 1980 | 5 |
| M. Blount | 1975 | 6 | G. Barbaro | 1980 | 5 |
| X. Howard | 2020 | 5 | L. Hayes | 1979 | 5 |
| J.C. Jackson | 2020 | 5 | K. Riley | 1975 | 5 |
| K. Coleman | 2015 | 5 | E. Thomas | 1973 | 5 |
| R. Nelson | 2015 | 5 | | | |

★ CAN YOU DIGG(S) IT? ★

Diggs' ball-hawking skills reached new heights in his second NFL season, as he led the team with 21 pass breakups and 11 interceptions and had at least one in each of the first six games of 2021. Diggs is the first Cowboys defender to have an interception in the first six games of a season, which **ties the longest interception streak to start a season in NFL history**:

Longest INT Streaks to Start a Season, NFL History

| Player | Season | Games | Player | Season | Games |
|-----------------------|-------------|----------|---------------------|--------|-------|
| T. Landry | 1951 | 6 | P. Jaquess | 1964 | 5 |
| B. Wilburn | 1987 | 6 | C. Karilivacz | 1957 | 5 |
| B. Russell | 2003 | 6 | L. Parrish | 1979 | 5 |
| T. Diggs | 2021 | 6 | W. Sherman | 1655 | 5 |
| D. Bishop | 1961 | 5 | B. Smith | 1949 | 5 |
| J. Davis | 1950 | 5 | | | |

Diggs' 11 interceptions in his second NFL season tied Everson Walls (1981) for the most in a single-season in team history and made him **one-of-three Cowboys to record double-digit interceptions** in a single season:

Most Single-Season INTs in Cowboys History

| Player | Season | INTs | Player | Season | INTs |
|---------------------------|-------------|-----------|-----------------------|--------|------|
| Trevon Diggs | 2021 | 11 | Michael Downs | 1981 | 7 |
| Everson Walls | 1981 | 11 | Cornell Green | 1967 | 7 |
| Mel Renfro | 1969 | 10 | Cornell Green | 1963 | 7 |
| Dennis Thurman | 1981 | 9 | Mel Renfro | 1964 | 7 |
| Everson Walls | 1985 | 9 | Mel Renfro | 1967 | 7 |
| Don Bishop | 1961 | 8 | Everson Walls | 1982 | 7 |
| Michael Downs | 1984 | 7 | Many players tied ... | -- | 6 |

He is the third Cowboys defender (fifth instance) to lead the NFL in interceptions in a season and the first since Everson Walls did it in 1985:

Cowboys Defenders to Lead NFL in INTs

| Player | Season | INTs | Player | Season | INTs |
|---------------------------|-------------|-----------|---------------------|--------|------|
| Trevon Diggs | 2021 | 11 | Everson Walls | 1981 | 11 |
| Everson Walls | 1985 | 9 | Mel Renfro | 1969 | 10 |
| Everson Walls | 1982 | 7 | | | |

★ DIGGING DEEPER ★

Trevon Diggs finished 2021 with 11 interceptions in 16 games - tied for fourth in the Super Bowl era in a season:

Most Interceptions in a Single Season NFL History, 1970-2021

| Player/Season | INT | Player/Season | INT |
|----------------------------|-----|---------------------------------|-----------|
| Lester Hayes, 1980 | 13 | Bill Bradley, 1971 | 11 |
| Mike Reinfeldt, 1979 | 12 | Trevon Diggs, 2021 | 11 |
| Emmitt Thomas, 1974 | 12 | Everson Walls, 1981 | 11 |
| Mel Blount, 1975 | 11 | 19 players tied | 10 |

There have only been 13 players in NFL history with more than 11 interceptions in a single season and only three since the merger:

| Player/Season | INT | Player/Season | INT |
|-------------------------------|-----|---------------------------------|-----------|
| Night Train Lane, 1952 | 14 | Paul Krause, 1964 | 12 |
| Lester Hayes, 1980 | 13 | Woodley Lewis, 1950 | 12 |
| Spec Sanders, 1950 | 13 | Bob Nussbaumer, 1949 | 12 |
| Dan Sandifer, 1948 | 13 | Dainard Paulson, 1964 | 12 |
| Jack Christiansen, 1953 | 12 | Mike Reinfeldt, 1979 | 12 |
| Don Doll, 1950 | 12 | Emmitt Thomas, 1974 | 12 |
| Fred Glick, 1963 | 12 | Trevon Diggs, 2021 | 11 |

★ INTERCEPTION INCEPTION ★

Trevon Diggs was among the best defenders in the NFL in 2021, as he led the league in interceptions (11) and was second in pass breakups (21):

2021 Interception Leaders - NFL

| Player | INT | PBU | Player | INT | PBU |
|---------------------------|-----------|-----------|---------------------|-----|-----|
| Trevon Diggs | 11 | 21 | Quandre Diggs | 5 | 7 |
| J.C. Jackson | 8 | 23 | Rasul Douglas | 5 | 13 |
| Amani Oruwariye | 6 | 11 | Xavien Howard | 5 | 15 |
| Kevin Byard | 5 | 13 | Micah Hyde | 5 | 10 |
| Xavier McKinney | 5 | 11 | Jordan Poyer | 5 | 9 |

★ MAKING A SPLASH ★

Trevon Diggs' impact can be measured by more than interceptions, as he has been one of the leaders on the Dallas defense in splash plays (plays that have a high impact on the game). For this purpose, splash plays are defined as:

- Sacks
- Tackle for loss (non sack)
- Heavy QB pressure leading to throw aways
- Run stuff (no gain)
- Pass stuff (no gain)
- Interception
- Forced fumble
- Fumble recovery
- Pass defended
- Third/fourth down stop

2021 Cowboys Splash Play Leaders

| Player | Snaps | Splash Pls | SnP/Splsh |
|---------------------------|------------|------------|-------------|
| Micah Parsons | 851 | 52 | 16.4 |
| Trevon Diggs | 952 | 36 | 26.4 |
| Jayron Kearse | 950 | 36 | 26.4 |
| Jourdan Lewis | 753 | 30 | 25.5 |
| Anthony Brown | 983 | 28 | 35.1 |
| DeMarcus Lawrence | 256 | 19 | 13.5 |
| Randy Gregory | 410 | 17 | 24.1 |
| Tarell Basham | 586 | 16 | 37.8 |

Micah Parsons also made a high number of splash plays in 2021, and he leads all rookies in splash plays:

2021 Defensive Rookie Splash Play Leaders

| Player | Snaps | Splash Pls | SnP/Splsh |
|---------------------------------|------------|------------|-------------|
| Micah Parsons, Dal | 851 | 52 | 16.4 |
| J. Holland, Mia | 858 | 28 | 31.2 |
| Nick Bolton, KC | 597 | 27 | 22.1 |
| Azeez Ojulari, NYG | 755 | 27 | 28.0 |
| Tyson Campbell, Jac | 833 | 25 | 33.3 |

★ NFC DEFENSIVE POTM ★

Trevon Diggs was named NFC Defensive Player of the Month for September, becoming just the third Cowboys defender and first defensive back to win the award for Dallas.

Diggs was a lock-down corner through three September games for Dallas, helping the Cowboys to a league-leading plus-five turnover differential and NFL-best eight takeaways in the opening month of 2021. Diggs tied for the NFL-lead with three interceptions - matching his career-high from his rookie campaign in 2020, and led all defensive players with six pass breakups in September. In the Week 3 Monday Night Football game against division rival Philadelphia, Diggs returned an interception 59 yards for a touchdown to break open the game, also registering three breakups in the contest and holding Jalen Hurts to a 36.8 passer rating when targeted.

He registered an interception in each of the first three games of the season, tied with Everson Walls (1985) for the longest streak to start a season in Cowboys history since the 1970 merger.

Dallas also ranked 10th in passing yards-per-game (277.3) at the conclusion of September largely on the strength of Diggs' play.

Dallas Cowboys to Win NFC Defensive POM

| Player | Position | Season | Month |
|---------------------------|-----------|-------------|------------------|
| Trevon Diggs | CB | 2021 | September |
| DeMarcus Lawrence | DE | 2017 | September |
| Sean Lee | LB | 2013 | October |
| Sean Lee | LB | 2011 | September |

★ NFC DEFENSIVE POTW ★

On the heels of his NFC Defensive Player of the Month honors, Trevon Diggs added another accolade to his resume, earning NFC Defensive Player of the Week after the Cowboys' 36-28 win over the Panthers.

Diggs recorded four tackles and two interceptions in the game, becoming the fourth player since 1990 and first Cowboy since 1970 with an interception in each of his team's first four games of a season. No other player had two interceptions in Week 4.

Diggs is the first Cowboys cornerback to earn the honor since Brandon Carr (Week 15, 2012).

★ WELCOME TO DIGGS ISLAND ★

Trevon Diggs proved himself to be a lock-down corner in his second NFL season, as he ranked ninth in burn percentage among players to allow a reception on 50%-or-fewer of targets against him and more than 10 pass breakups on the season:

NFL Defenders Burn Pct. <= 50% and >10 PBUs in 2021

| Player | Tgt | Burn% | PBUs |
|--------------------------------|-----------|--------------|-----------|
| A.J. Terrell, Atl | 80 | 45.0% | 16 |
| Rasul Douglas, GB | 64 | 46.9% | 13 |
| Xavien Howard, Mia | 81 | 46.9% | 15 |
| D.J. Reed | 70 | 47.1% | 10 |
| Kristian Fulton, Ten | 59 | 47.5% | 14 |
| Marlon Humphrey, Bal | 72 | 48.6% | 13 |
| Eric Stokes, GB | 96 | 49.0% | 14 |
| J.C. Jackson, NE | 97 | 49.5% | 23 |
| Trevon Diggs, Dal | 99 | 50.5% | 21 |

*min 50 targets against

Diggs' play was even more impressive when you consider quarterbacks targeted him the third-most in 2021, and among cornerbacks who played at least 400 coverage snaps (50%), he allowed the 10th-lowest passer rating against, per PFF:

NFL Cornerbacks Passer Rating Against in 2021

| Player | Cvg Snps | Tgts | Passer Rate Agst |
|--------------------------------|------------|-----------|------------------|
| A.J. Terrell, Atl | 571 | 80 | 47.5 |
| J.C. Jackson, NE | 560 | 97 | 47.8 |
| Rasul Douglas, GB | 466 | 64 | 49.6 |
| Amani Oruware, Det | 535 | 72 | 60.2 |
| Jamel Dean, TB | 488 | 63 | 60.7 |
| Tre'Davious White, Buf | 403 | 59 | 61.4 |
| D.J. Reed, Sea | 606 | 70 | 66.0 |
| Kristian Fulton, Ten | 476 | 59 | 69.6 |
| Patrick Surtain II, Den | 533 | 88 | 69.7 |
| Trevon Diggs, Dal | 652 | 99 | 71.7 |

★ DIGGING UP PBUs AND INTS ★

In 2020 Trevon Diggs tied for the ninth-most interceptions by a Cowboys rookie (three):

| Player | Season | INTs | Player | Season | INTs |
|----------------------|--------|------|---------------------------|-------------|----------|
| Everson Walls | 1981 | 11 | Terence Newman | 2003 | 4 |
| Michael Downs | 1981 | 7 | Trevon Diggs | 2020 | 3 |
| Mel Renfro | 1964 | 7 | Duane Hawthorne | 1999 | 3 |
| Mike Gaetche | 1962 | 5 | Tommy Haynes | 1987 | 3 |
| Derek Ross | 2002 | 5 | Lee Roy Jordan | 1963 | 3 |
| Charlie Waters | 1970 | 5 | Obert Logan | 1965 | 3 |
| Roy Williams | 2002 | 5 | Pat Watkins | 2006 | 3 |

He was the first rookie since Byron Jones to lead the Cowboys in pass breakups (14) and only the third rookie overall to do so. Diggs was also the only rookie in team history to lead Dallas in PBUs and INTs outright. (Cowboys did not track PBUs before 1984).

Cowboys Rookies to Lead Defense in PBUs

| Player | Season | PBUs | INTs |
|---------------------------|-------------|-----------|----------|
| Trevon Diggs | 2020 | 14 | 3 |
| Byron Jones | 2015 | 12 | 0 |
| Derek Ross | 2002 | 12 | 5* |

*Ross tied for the team lead in INTs in 2002 (R. Williams)

Trevon Diggs intercepted two passes at Philadelphia (11/1/20) - the first time a Cowboys rookie defender recorded multiple interceptions since Sean Lee (12/5/10 at Indianapolis) and the 14th overall:

Cowboys Rookie Defenders with Multiple INTs in a Game

| Player | Opp, Date | INTs |
|---------------------------|------------------------|----------|
| Terence Newman | at Was, 12/14/03 | 3 |
| Trevon Diggs | at Phi, 11/1/20 | 2 |
| Sean Lee | at Ind, 12/5/10 | 2 |
| Derek Ross | at Det, 11/3/02 | 2 |
| Everson Walls | vs. Buf, 11/9/81 | 2 |
| Everson Walls | vs. Mia, 10/25/81 | 2 |
| Everson Walls | vs. LAR, 10/18/81 | 2 |
| Everson Walls | at NE, 9/21/81 | 2 |
| Anthony Dickerson | vs. SF, 10/12/80 | 2 |
| Charlie Waters | vs. Hou, 12/20/70 | 2 |
| Cliff Harris | vs. NYG, 9/27/70 | 2 |
| Mel Renfro | at Chi, 11/1/64 | 2 |
| Lee Roy Jordan | at Pit, 10/27/63 | 2 |



20 Micah Parsons led the Cowboys and tied the league-lead with 20 tackles for loss - the most tackles for loss by a Cowboys linebacker since Sean Lee posted 13 TFLs in 2017.

★ THE LIONBACKER ★

The Cowboys drafted Micah Parsons with the 12th overall pick in the 2021 NFL Draft, adding a fast play maker to a defense that finished 28th in points/game allowed in 2020.

Parsons proved to be a versatile chess piece for Dallas, playing 301 run defense snaps, 307 pass rush snaps and 284 pass coverage snaps in 2021. *Pro Football Focus credited Parsons with 67 quarterback pressures on the season - ninth in the NFL* - largely due to eight pressures in Week 2 at the LA Chargers, a game in which Parsons moved from linebacker to defensive end because of injuries to other players on the Cowboys roster, and 10 pressures against Las Vegas (11/28).

Parsons' 10 pressures credited from PFF against Las Vegas were the most by a rookie in a game since Nick Bosa in 2019, and he generated a pressure on 21.8% of his rush opportunities in 2021.

Highest Pressure Percentage in 2021, per PFF

| Player | Rushes | Pressures | Pressure% |
|----------------------------|------------|-----------|--------------|
| Devin White | 164 | 43 | 26.2% |
| Micah Parsons | 307 | 67 | 21.8% |
| Jerome Baker | 156 | 31 | 19.9% |
| Rashan Gary | 463 | 81 | 17.5% |
| Dont'a Hightower | 109 | 19 | 17.4% |
| Maxx Crosby | 597 | 101 | 16.9% |
| Trey Hendrickson | 454 | 75 | 16.5% |
| Shaq Barrett | 485 | 75 | 15.5% |

*min 100 pass rush snaps

Parsons also had the fourth-best run stop percentage among all linebackers in 2021 (min. 50% of team snaps in run defense):

Highest Run Stop Percentage in 2021, per PFF

| Player | Run Snps | Stops | Stop% |
|----------------------------|------------|-----------|--------------|
| Nick Bolton | 283 | 34 | 12.0% |
| Denzel Perryman | 330 | 37 | 11.2% |
| Zach Cunningham | 264 | 28 | 10.6% |
| Micah Parsons | 301 | 30 | 10.0% |
| Leighton Vander Esch | 276 | 27 | 9.8% |

* The PFF "Run Stop Percentage" focuses only on running plays and "stops" (tackles that constitute a "loss" for the offense).

★ THE PARSONS' GAMBIT ★

Micah Parsons lined up all over the defense for Dallas, and below are his snap counts by position, per PFF:

| | DLine | LB | CB | S | Total |
|-----------------------|------------|------------|-----------|----------|------------|
| Week 1 at TB | 10 | 38 | 3 | 0 | 51 |
| Week 2 at LAC | 39 | 0 | 0 | 0 | 39 |
| Week 3 vs. Phi | 33 | 3 | 0 | 1 | 36 |
| Week 4 vs. Car | 16 | 48 | 4 | 0 | 68 |
| Week 5 vs. NYG | 3 | 58 | 2 | 0 | 63 |
| Week 6 at NE | 21 | 32 | 0 | 0 | 53 |
| Week 7 at Min | 17 | 44 | 3 | 0 | 64 |
| Week 8 vs. Den | 12 | 52 | 3 | 0 | 67 |
| Week 9 vs. Atl | 9 | 30 | 1 | 0 | 40 |
| Week 10 at KC | 59 | 1 | 0 | 0 | 60 |
| Week 11 vs. LV | 73 | 4 | 0 | 0 | 77 |
| Week 12 at NO | 12 | 50 | 3 | 0 | 65 |
| Week 13 at Was | 17 | 36 | 1 | 0 | 54 |
| Week 14 at NYG | 11 | 42 | 3 | 0 | 56 |
| Week 15 vs. Was | 15 | 16 | 2 | 0 | 33 |
| Week 16 vs. Ari | 27 | 44 | 4 | 0 | 75 |
| Totals | 374 | 498 | 29 | 1 | 901 |

★ ROOKIE SACK ATTACK ★

Micah Parsons was extremely productive when unleashed on opposing quarterbacks in 2021, leading the Cowboys with 13.0 sacks. Parsons' 13.0 sacks were the most by any Cowboys rookie:

Most Sacks in Rookie Season, Cowboys History

| Player | Sacks | Season |
|----------------------------|-------------|-------------|
| Micah Parsons | 13.0 | 2021 |
| Harvey Martin | 9.0 | 1973 |
| Willie Towns | 9.0 | 1966 |
| DeMarcus Ware | 8.0 | 2005 |

In fact, Parsons was the sixth player since 1999 to have at least 12.0 sacks and 16 tackles for loss in his rookie campaign and was the only player to reach those thresholds in his first 14 games:

NFL Rookies with 12.0 Sacks, 16 TFL Since 1999

| Player/Season | Sacks | TFL |
|--|-------------|-----------|
| Dwight Freeney, Ind (2002) | 13.0 | 20 |
| Micah Parsons, Dal (2021) | 13.0 | 20 |
| Von Miller, Den (2011) | 11.5 | 19 |
| Joey Bosa, LAC (2016) | 10.5 | 17 |
| Maxx Crosby, LV (2019) | 10.0 | 16 |
| Clay Matthews, GB (2009) | 10.0 | 17 |

Parsons had three multi-sack games in his first NFL season, the most such games by any Cowboys rookie:

Most Sacks in a Game, Cowboys Rookies

| Player | Opp, Date | Sacks |
|----------------------------|---------------------------------|------------|
| DeMarcus Ware | at Carolina, 12/24/05 | 3.0 |
| Jimmie Jones | vs. Tampa Bay, 10/7/90 | 2.5 |
| Micah Parsons | vs. Denver, 11/7/21 | 2.5 |
| Micah Parsons | at Kansas City, 11/21/21 | 2.0 |
| Micah Parsons | at Washington, 12/12/21 | 2.0 |

Parsons exploded in the month of November, recording 6.5 sacks in four November games - tied for the second-most sacks in a single month in Cowboys history:

Most Sacks in a Single-Month, Cowboys History

| Player | Sacks | Month/Season |
|----------------------------|------------|------------------|
| DeMarcus Ware | 7.0 | Oct. 2011 |
| DeMarcus Lawrence | 6.5 | Sept. 2017 |
| Micah Parsons | 6.5 | Nov. 2021 |
| Ed "Too Tall" Jones | 6.0 | Nov. 1987 |
| Tony Tolbert | 6.0 | Sept. 1996 |
| Greg Ellis | 6.0 | Nov. 2007 |
| DeMarcus Ware | 6.0 | Nov. 2008 |

Parsons led all rookies in sacks and finished sixth among all NFL defenders in 2021:

Rookie Sack Leaders in 2021

| Player | Sacks |
|---------------------------------|-------------|
| Micah Parsons, Dal | 13.0 |
| Jaelan Phillips, Mia | 8.5 |
| Azeez Ojulari, NYG | 8.0 |
| Odafeh Oweh, Bal | 5.0 |

★ STIX CITY SACK STREAK ★

Micah Parsons recorded a full sack in six straight games from Denver (11/27) through at Washington (12/12) - one-of-three rookies with a full sack in at least six consecutive games since 1982 when sacks became an official stat:

Longest Streak of Games with Full Sack by an NFL Rookie

| Player | Season | Sack Streak | Tot Sacks |
|--------------------------------|-------------|----------------|------------|
| Jevon Kearse, Ten..... | 1999 | 8 games | 10.0 |
| Mike Croel, Den..... | 1991 | 6 games | 7.0 |
| Micah Parsons, Dal..... | 2021 | 6 games | 9.5 |

Parsons' six-game streak was tied for the fourth-longest sack streak by any defender in Cowboys history:

Longest Streak of Games with Full Sack by Cowboys Player

| Player | Season | Sack Streak | Tot Sacks |
|---------------------------|-------------|----------------|------------|
| DeMarcus Ware..... | 2007-08 | 10 games | 13.0 |
| DeMarcus Lawrence..... | 2017 | 7 games | 10.5 |
| DeMarcus Ware..... | 2008 | 7 games | 11.0 |
| Micah Parsons..... | 2021 | 6 games | 9.5 |
| DeMarcus Ware..... | 2010-11 | 6 games | 11.0 |

★ THE LION IS ALWAYS HUNGRY ★

Micah Parsons was on the prowl for opposing quarterbacks in his inaugural NFL season, hunting down opposing passers for 13.0 sacks on the year - tied for the third-highest sack figure by an NFL rookie since sacks became official in 1982:

Most Sacks by a Rookie in NFL History

| Player/Team | Season | Sacks |
|--------------------------------|-------------|-------------|
| Jevon Kearse, Ten..... | 1999 | 14.5 |
| Aldon Smith, SF..... | 2011 | 14.0 |
| Dwight Freeney, Ind..... | 2002 | 13.0 |
| Micah Parsons, Dal..... | 2021 | 13.0 |
| Reggie White, Phi..... | 1985 | 13.0 |
| Leslie O'Neal, SD..... | 1986 | 12.5 |
| Simeon Rice, Ari..... | 1996 | 12.5 |
| Mark Anderson, Chi..... | 2006 | 12.0 |
| Bradley Chubb, Den..... | 2018 | 12.0 |
| Charles Haley, SF..... | 1986 | 12.0 |
| Julius Peppers, Car..... | 2002 | 12.0 |
| Terrell Suggs, Bal..... | 2003 | 12.0 |

Parsons was also one-of-12 players in the NFL in 2021 with double-digit sacks and multiple forced fumbles:

Players with at Least 10.0 Sacks, Two FF in 2021

| Player | Sacks | FF | Player | Sacks | FF |
|---------------------------|-------------|----------|---------------------|-------|----|
| T.J. Watt..... | 22.5 | 4 | Cameron Jordan..... | 12.5 | 2 |
| Robert Quinn..... | 18.5 | 4 | Markus Golden..... | 11.0 | 4 |
| Nick Bosa..... | 15.5 | 4 | Haason Reddick..... | 11.0 | 2 |
| Trey Hendrickson..... | 14.0 | 3 | Joey Bosa..... | 10.5 | 7 |
| Micah Parsons..... | 13.0 | 3 | Chandler Jones..... | 10.5 | 6 |
| Aaron Donald..... | 12.5 | 4 | Shaq Barrett..... | 10.0 | 3 |

★ NFC DEFENSIVE POTW ★

Micah Parsons was awarded NFC Defensive Player of the Week honors following the Cowboys road victory at Minnesota in Week 8, the first defensive player of the week honor for Parsons and the second by a Cowboys defender in 2021.

Parsons finished with a game-high 11 tackles, including four tackles for losses, with one pressure. Parsons tormented Minnesota rushers behind the line of scrimmage, becoming the third Cowboy (DeMarcus Ware, four times; DeMarcus Lawrence, once), to tally four tackles behind the line of scrimmage in recent history (dating back to 2008).

★ DEF ROOKIE OF THE MONTH ★

Micah Parsons was named NFL Defensive Rookie Month following a dominating four games in November.

Parsons led all NFL defenders with 6.5 sacks, which also tied DeMarcus Lawrence for the second-most sacks in a month in franchise history (DeMarcus Ware, 7.0, Oct., 2011). Parsons recorded a sack in each of the four November games, including two contests with multiple sacks. His sack on Thanksgiving Day bumped his season total to 9.0, which established a club rookie record for single-season sacks.

Not including his 6.5 sacks, Parsons notched an additional four tackles for loss (one in each game) and was credited with 13 pressures, including a season-high seven on Thanksgiving Day against Las Vegas (11/25).

★ DEF ROOKIE OF THE MONTH X2 ★

Micah Parsons earned his second NFL Defensive Rookie of the Month award for the month of December, after posting 12 tackles, 4.0 sacks, three tackles for loss, one forced fumble and one pass defended during the month. He was the only rookie to record at least one sack in three different games across Weeks 13-16.

With 1.0 sack in Week 13 at New Orleans (12/2) and 2.0 sacks in Week 14 at Washington (12/12), he became the third rookie to record a sack in six-or-more consecutive games since 1982, joining Jevon Kearse (eight consecutive games in 1999) and Mike Croel (six in 1991).

Parsons, who was also named Defensive Rookie of the Month for November, is the first Cowboys player to win multiple Rookie of the Month awards (offense or defense). This award for Parsons marks the third consecutive season that a defensive rookie has won the award in consecutive months [Tampa Bay linebacker Devin White (November & December, 2019); Carolina safety Jeremy Chinn (October & November, 2020)].

★ I'LL TAKE THAT ★

The Cowboys finished 2020 with a -3 turnover differential, tied for 21st in the league, and had a 2-7 record in games that they posted an even or negative turnover margin.

Dallas tied for the league lead with a +14 turnover differential in 2021, and it posted an even or positive takeaway differential in 13-of-17 games this season, going 11-2 in those games.

2021 NFL Turnover Differential Leaders

| Team | Takeaways | Giveaways | Differential |
|--------------------|-----------|-----------|--------------|
| Dallas..... | 34 | 20 | +14 |
| Indianapolis..... | 33 | 19 | +14 |
| Green Bay..... | 26 | 13 | +13 |
| Arizona..... | 27 | 15 | +12 |
| Minnesota..... | 24 | 13 | +11 |
| Tampa Bay..... | 29 | 19 | +10 |
| Buffalo..... | 30 | 22 | +8 |
| New England..... | 30 | 23 | +7 |
| New Orleans..... | 25 | 18 | +7 |
| Seattle..... | 18 | 13 | +6 |

★ TAKEAWAYS IN BUNCHES ★

The Cowboys recorded 34 takeaways in 2021 - the most in the NFL and an 11-takeaway improvement from 2020:

Teams with Most Takeaways in 2021

| Team | Takeaways | Team | Takeaways |
|--------------------|-----------|------------------|-----------|
| Dallas..... | 34 | Tampa Bay..... | 29 |
| Indianapolis..... | 33 | Arizona..... | 27 |
| Buffalo..... | 30 | Green Bay..... | 26 |
| New England..... | 30 | Miami..... | 26 |
| Kansas City..... | 29 | Three teams..... | 25 |

Dallas' 34 takeaways rank 21st in a season in team history, and the Cowboys ranked first in the NFL with 26 interceptions in 2021 - tied for the seventh-highest total in a season in franchise history:

Most Interceptions in a Season - Cowboys History

| Season | INTs | Season | INTs |
|-----------|------|------------------|-----------|
| 1981..... | 37 | 1968..... | 26 |
| 1985..... | 33 | 2021..... | 26 |
| 1967..... | 29 | 1963..... | 26 |
| 1984..... | 28 | 1971..... | 26 |
| 1983..... | 27 | 1961..... | 25 |
| 1980..... | 27 | 1975..... | 25 |

The takeaways have not only limited opponent scoring but have led to points for the Cowboys on 67.6% of drives after takeaways (23-of-34) - also first in the league:

Most Takeaways Scores in the NFL

| Team | Takeaways | Scores | TA Score% |
|--------------------|-----------|-----------|--------------|
| Dallas..... | 34 | 23 | 67.6% |
| Indianapolis..... | 33 | 20 | 60.6% |
| Arizona..... | 27 | 19 | 70.4% |
| New England..... | 30 | 19 | 63.3% |
| Kansas City..... | 29 | 18 | 62.1% |
| Tampa Bay..... | 29 | 18 | 62.1% |



8

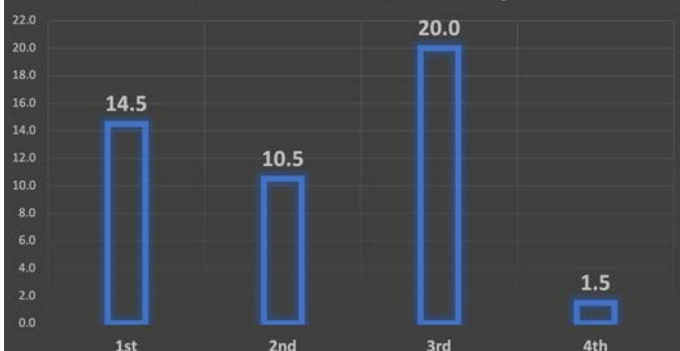
DeMarcus Lawrence has been a key cog in the Cowboys run defense, and in 2020 Lawrence had the 12th-most run stops (26) among all defensive linemen on 253 run snaps (10.3%). Despite playing in only seven games in 2021, Lawrence had eight run stops in 70 run defense snaps, a stop percentage of 11.4%.

★ TANK ROLLING OVER QBS ★

DeMarcus Lawrence has recorded 48.5 sacks in the regular season, with his most coming against Kirk Cousins (5.5). Below is a breakdown of his sacks by quarterback and by down:

| Player | Sacks | Player | Sacks |
|------------------------|-------|--------------------------|-------|
| Kirk Cousins | 5.5 | Teddy Bridgewater | 1.0 |
| Eli Manning | 4.0 | Ryan Fitzpatrick | 1.0 |
| Daniel Jones | 3.0 | Jared Goff | 1.0 |
| Carson Palmer | 3.0 | Marcus Mariota | 1.0 |
| Matthew Stafford | 3.0 | Gardner Minshew | 1.0 |
| Matt Ryan | 2.5 | Nick Mullens | 1.0 |
| Taylor Heinicke | 2.0 | Cam Newton | 1.0 |
| Aaron Rodgers | 2.0 | Ben Roethlisberger | 1.0 |
| Trevor Siemien | 2.0 | Josh Rosen | 1.0 |
| Carson Wentz | 2.0 | Alex Smith | 1.0 |
| Jameis Winston | 2.0 | Ryan Tannehill | 1.0 |
| Russell Wilson | 1.5 | Tyrod Taylor | 1.0 |
| Kyle Allen | 1.0 | Josh Allen | 0.5 |
| C.J. Beathard | 1.0 | Colt McCoy | 0.5 |
| Drew Brees | 1.0 | | |

DeMarcus Lawrence Career Sacks By Down



★ PRESSURE MAKES DIAMONDS ★

Randy Gregory made the most of limited snaps in 2020, playing on 174 passing downs and rushing the passer on 170 of them. He recorded a quarterback pressure - a sack, hit or hurry - 25 times on his rushes, a pressure percentage of 14.7% that tied for the 12th-highest pressure rate among all defensive linemen on the season, per PFF.

Gregory generated similar pressure in 2021, getting after the quarterback on 13.9% of his 308 rush snaps - 15th among defensive linemen/edge players:

Highest Pressure Pct. by D-Linemen/Edge Players in 2021

| Player | Prsr% | Player | Prsr% |
|------------------------|-------|----------------------------|--------------|
| Rashan Gary | 17.5% | Joey Bosa | 14.5% |
| Maxx Crosby | 16.9% | Myles Garrett | 14.4% |
| Trey Hendrickson | 16.5% | Nick Bosa | 14.3% |
| Shaq Barrett | 15.5% | Marcus Davenport | 14.2% |
| T.J. Watt | 15.0% | Preston Smith | 14.0% |
| Matt Judon | 15.0% | DeMarcus Lawrence | 14.0% |
| Chris Jones | 14.9% | Randy Gregory | 13.9% |
| A. Van Ginkel | 14.7% | Von Miller | 13.9% |

*min 100 pass rush snaps

Gregory also translated his pressures into sacks with greater consistency in 2021, as he recorded two multi-sack games - tied for the most multi-sack performances in a season in his career - and is second on the Cowboys with 5.0 sacks on the season:

Randy Gregory Career Multi-Sack Games

| Opp, Date | Sacks |
|-------------------------|-------|
| vs. Was, 11/26/20 | 2.0 |
| vs. Phi, 12/27/20 | 1.5 |
| vs. Car, 10/3/21 | 2.0 |
| at NE, 10/17/21 | 2.0 |

Gregory has 15.5 sacks through his first 50 games played for Dallas, and his four multi-sack performances are tied for the third-most by any Cowboys defender (since 1982 when sacks became an official stat) in the first 50 games of a Cowboys career:

Dallas Cowboys Most Multi-Sack Games in First 50 Games of a Career

| Player | Seasons | Games |
|----------------------------|----------------|----------|
| DeMarcus Ware | 2005-07 | 6 |
| Jim Jeffcoat | 1983-85 | 6 |
| DeMarcus Lawrence | 2014-17 | 5 |
| Randy Gregory | 2015-21 | 4 |
| David Irving | 2015-17 | 4 |
| Jimmie Jones | 1990-93 | 4 |
| Danny Noonan | 1987-90 | 4 |

Randy Gregory Pressures By Season, per PFF



★ WEAPON OFF THE EDGE ★

Randy Gregory made an immediate impact in his return from injury at Washington (12/12), tipping a pass that he then intercepted in the second quarter, and then sacking quarterback Kyle Allen while simultaneously forcing a fumble that stopped an attempted comeback drive in the fourth quarter.

Gregory was the first defensive lineman to have a sack, an interception and a forced fumble in the same game since Jerry Hughes did it for Buffalo at the N.Y. Jets (10/25/20), and he was only the second Cowboys player to ever post that stat line, joining Tony Dixon who did it at Washington on Dec. 29, 2002.

Cowboys Players with 1.0 Sacks, 1 INT and 1 FF in a Game

| Player | Date/Opp | Sack | INT | FF |
|----------------------------|-------------------------|------------|----------|----------|
| Randy Gregory | at Was, 12/12/21 | 1.0 | 1 | 1 |
| Tony Dixon | at Was, 12/29/02 | 1.0 | 1 | 2 |

★ NO POINTS FOR YOU ★

Dallas held its opponents to 21.1 points-per-game in 2021 (seventh in the league) and allowed scores on only 32.5% of opposing offensive possessions - the fourth-best opponent scoring rate in the league - and touchdowns on only 18.2% of possessions:

Lowest Opponent Touchdown Efficiency in 2021

| Team | Opp Drives | TD Drives | TD % |
|--------------------|------------|-----------|--------------|
| New Orleans..... | 195 | 32 | 16.4% |
| Buffalo..... | 186 | 31 | 16.7% |
| New England..... | 177 | 30 | 16.9% |
| Dallas..... | 203 | 37 | 18.2% |
| Denver..... | 168 | 31 | 18.5% |
| LA Rams..... | 181 | 35 | 19.3% |
| Tampa Bay..... | 191 | 37 | 19.4% |
| Miami..... | 193 | 39 | 20.2% |

Fewest PPG Allowed by Team Defense in 2021

| Team | Opp PPG | Team | Opp PPG |
|------------------|---------|--------------------|-------------|
| Buffalo..... | 17.0 | Tampa Bay..... | 20.8 |
| New England..... | 17.8 | Tennessee..... | 20.8 |
| Denver..... | 18.9 | Dallas..... | 21.1 |
| New Orleans..... | 19.7 | Kansas City..... | 21.4 |

★ THIRD-AND-I GOT THIS ★

The Cowboys held opponents to 66-of-223 on third downs in 2021, which at 34.1% ranked second in the league:

Third Down Defense in 2021

| Team | 3rd Att. | 3rd Conv. | 3rd Pct. |
|--------------------|------------|-----------|--------------|
| Buffalo..... | 214 | 66 | 30.8% |
| Dallas..... | 223 | 76 | 34.1% |
| Baltimore..... | 201 | 70 | 34.8% |
| Minnesota..... | 214 | 78 | 36.4% |
| New England..... | 211 | 77 | 36.5% |

Dallas' best third down defensive performance came at Minnesota (10/31), when it **held the Vikings to one-of-13 (7.7%) on third down - tied for the sixth-lowest conversion rate in a single-game in Cowboys history.** The Cowboys held opponents to 33%-or-less on third downs in 10-of-17 games in 2021, tied for the fifth-most games in team history with an opponent third down conversion rate under 33.3%. The Cowboys third down defense ranks 11th in team history since 1970 (when the data became available):

Dallas Cowboys Lowest 3rdD% on Defense, Since 1970

| Season | Opp 3rd Pct. | Season | Opp 3rd Pct. |
|-----------|--------------|------------------|--------------|
| 1992..... | 27.2% | 1974..... | 33.3% |
| 2003..... | 30.4% | 1982..... | 33.6% |
| 1999..... | 32.1% | 1984..... | 33.6% |
| 1977..... | 33.0% | 1998..... | 33.8% |
| 1973..... | 33.3% | 2021..... | 34.1% |
| 2019..... | 33.3% | 1981..... | 34.1% |

Below is a breakdown of the Cowboys opponent third down conversions by distance in 2021:

| 3rd & Short (<4 Yds) | 3rd & Med (4-6 Yds) | 3rd & Long (>6 Yds) | 3rd & 10+ |
|----------------------|---------------------|---------------------|---------------|
| 30-54 (55.6%) | 18-60 (30.0%) | 28-109 (25.7%) | 13-61 (21.3%) |
| Rank: 3rd | Rank: 2nd | Rank: 14th | Rank: 22nd |

★ TO THE HOUSE ★

Dallas posted five pick-sixes in 2021 - two by Trevon Diggs, one by Anthony Brown, one by Carlos Watkins and one by DeMarcus Lawrence. Dallas' five interception return touchdowns were the most in a single season in team history:

Cowboys Most INT Return TDs in a Single Season

| Season | Pick-Sixes |
|------------------|------------|
| 2021..... | 5 |
| 1999..... | 4 |
| 1995..... | 4 |
| 1985..... | 4 |
| 11 seasons..... | 3 |

★ DEFENSIVE SCORES ★

Dallas scored six touchdowns on defense in 2021 (five interception returns and one fumble return) - the most defensive touchdowns in a single season in Cowboys history:

Cowboys Most Defensive TDs in a Single Season

| Season | INT Ret | Fum Ret | Tot TD |
|------------------|----------|----------|----------|
| 2021..... | 5 | 1 | 6 |
| 2013..... | 2 | 3 | 5 |
| 1999..... | 4 | 1 | 5 |
| 1983..... | 2 | 3 | 5 |
| 1968..... | 3 | 2 | 5 |

Combined with its six defensive scores, Dallas also had two punt block return touchdowns and a kick return touchdown in 2021 - giving it nine non-offensive touchdowns on the year - also the most in team history:

Cowboys Most Non-Offensive Scores in a Single Season

| Season | INT Ret | Fum Ret | Kck/Pnt Ret | O Ret | TotTD |
|------------------|----------|----------|-------------|----------|----------|
| 2021..... | 5 | 1 | 1 | 2 | 9 |
| 2010..... | 3 | 1 | 3 | 0 | 7 |
| 1983..... | 2 | 3 | 1 | 1 | 7 |
| 1968..... | 3 | 2 | 2 | 0 | 7 |
| 1965..... | 2 | 2 | 1 | 2 | 7 |

★ BLITZ ALL NIGHT ★

Dallas was effective in blitzing opposing passers in 2021, forcing quarterbacks into a 61.3 passer rating when faced with extra pressure - the lowest passer rating against the blitz in the league:

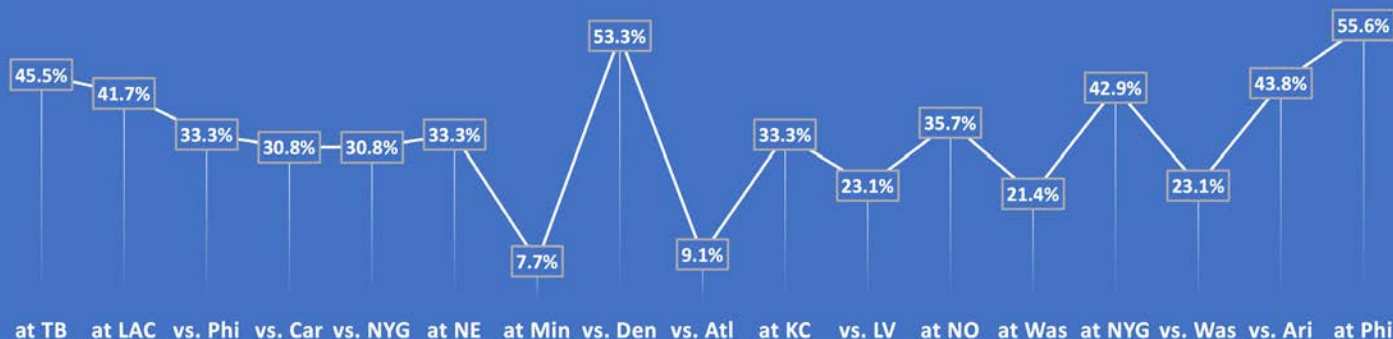
Lowest Opponent Passer Rating against the Blitz

| Team | Pass Att. | Sacked | QB Rating |
|--------------------|------------|-----------|-------------|
| Dallas..... | 167 | 18 | 61.3 |
| New Orleans..... | 129 | 14 | 67.8 |
| New England..... | 122 | 7 | 68.8 |
| Denver..... | 138 | 10 | 74.1 |
| Buffalo..... | 123 | 13 | 74.3 |

14

Dallas finished first in the NFL with a +14 takeaway differential. The last time a Cowboys team finished a season with a differential of at least +14-or-better was 1981, when they finished with a +18 margin.

DALLAS COWBOYS 2021 DEFENSIVE THIRD DOWN PERCENTAGES BY GAME





135 Greg Zuerlein finished his first season in Dallas with 135 points, tied for the second-most in a single season in team history (Dan Bailey, 2011).

★ ZUERLEIN'S CLUTCH KICKS ★

Greg Zuerlein had two game-winning kicks for the Cowboys in 2020, first against Atlanta (9/20/20) with a 46-yard field goal and then against the N.Y. Giants (10/11/20). Zuerlein capped off the Cowboys first victory of the 2021 season with his third game-winning field goal as a Cowboy - 11th career game-clinching kick - booting a 56-yard kick as time expired at the LA Chargers:

| Season | Opp. Date | Distance |
|--------|-----------------------------|----------|
| 2021 | at LA Chargers, 9/19/21 | 56 yards |
| 2020 | vs. N.Y. Giants, 10/11/20 | 34 yards |
| 2020 | vs. Atlanta, 9/20/20 | 46 yards |
| 2018* | at New Orleans, 1/20/19 | 57 yards |
| 2018 | vs. Green Bay, 10/28/18 | 43 yards |
| 2016 | at N.Y. Jets, 11/13/16 | 34 yards |
| 2015 | vs. Seattle, 9/13/15 | 37 yards |
| 2014 | at San Francisco, 11/2/14 | 39 yards |
| 2014 | at Tampa Bay, 9/14/14 | 38 yards |
| 2013 | vs. Arizona, 9/8/13 | 48 yards |
| 2012 | vs. San Francisco, 12/12/12 | 54 yards |

*NFC Conference Championship Game

The kick to beat the Chargers was the second-longest game-winner of Zuerlein's career - longest regular season kick - and Zuerlein's 57-yard game-winning kick in the NFC Conference Championship game in 2018 is the longest game-winning field goal in postseason history.

★ GREG THE LEG ★

Zuerlein was 29-of-35 on field goals in 2021 - two-of-five from 50-plus yards. He ranked 13th in the NFL with 129 kicking points.

Zuerlein finished three-of-nine from 50-plus in 2020 and connected on 34-of-41 field goals overall, tied with Richie Cunningham (1997) for the most made field goals in a single season in team history. He also tallied 135 points, tied for second-most in a single season in team history.

He became the third-fastest player to reach 250 made field goals at Kansas City (11/21), doing so in just 144 career games:

Fastest Kickers to 250 Field Goals Made, NFL History

| Player | Games |
|---------------------------|------------|
| Justin Tucker..... | 118 |
| Stephen Gostkowski..... | 139 |
| Greg Zuerlein..... | 144 |

★ POINT PERSON ★

Greg Zuerlein's 29 made field goals in 2021 tied for sixth in a single season in Cowboys history:

Most Made Field Goals in a Season, Cowboys History

| Player/Season | FGA | FGM | FG% | PAT | Pts |
|---------------------------------|-----------|-----------|--------------|-----------|------------|
| Richie Cunningham, 1997..... | 37 | 34 | 91.9% | 24 | 126 |
| Greg Zuerlein, 2020..... | 41 | 34 | 82.9% | 33 | 135 |
| Dan Bailey, 2011..... | 37 | 32 | 86.5% | 39 | 135 |
| Chris Boniol, 1996..... | 36 | 32 | 88.9% | 24 | 120 |
| Dan Bailey, 2015..... | 32 | 30 | 93.8% | 25 | 115 |
| Dan Bailey, 2012..... | 31 | 29 | 93.5% | 37 | 124 |
| Richie Cunningham, 1998..... | 35 | 29 | 82.9% | 40 | 127 |
| Brett Maher, 2018..... | 36 | 29 | 80.6% | 32 | 119 |
| Greg Zuerlein, 2021..... | 35 | 29 | 82.9% | 42 | 129 |
| Dan Bailey, 2013..... | 30 | 28 | 93.3% | 47 | 131 |
| Eddie Murray, 1993..... | 33 | 28 | 84.8% | 38 | 122 |

★ NET RESULT ★

Bryan Anger recorded 65 punts for the Cowboys (t-11th) in 2021 and was very effective when needed, registering a net average of 44.6 that ranked first in 2021 - the highest net average in a single season in Cowboys history:

Highest Single-Season Net Punting Avg., Cowboys History

| Player/Season | Punt | TB | In20 | Net Avg. |
|-------------------------------|-----------|----------|-----------|-------------|
| Bryan Anger, 2021..... | 65 | 4 | 24 | 44.6 |
| Chris Jones, 2015..... | 69 | 1 | 27 | 42.5 |
| Mat McBriar, 2010..... | 65 | 8 | 22 | 41.7 |
| Chris Jones, 2017..... | 66 | 5 | 62 | 41.4 |
| Chris Jones, 2016..... | 58 | 4 | 22 | 40.5 |

Anger's net average is the fourth-highest in a season in NFL history, and he also established a career-high with a 48.4 gross punting average, all of which earned him his first trip to the Pro Bowl. He is the fourth Cowboys punter ever selected to the all-star game.

★ PIN 'EM BACK ★

The Cowboys forced their opponents to drive the field in 2021, pinning them back to an average start position of the 27.1-yard line - sixth in the league:

2021 Opponent Average Start Position

| Team | Opp Possessions | Avg. Start Line |
|--------------------|-----------------|-----------------|
| Seattle..... | 189 | 26.0 |
| Las Vegas..... | 178 | 26.5 |
| Kansas City..... | 169 | 26.5 |
| Denver..... | 168 | 26.6 |
| New England..... | 177 | 26.8 |
| Dallas..... | 203 | 27.1 |

Bryan Anger played a large part in pinning opposing offenses deep in their own territory, downing 10-of-65 punts in 2021 inside the 10-yard line, an inside-10 percentage that tied for ninth in the league:

2021 Punts Downed Inside the Opp 10-Yard Line

| Player | In10% | Player | In10% |
|----------------------|-------|-------------------------|--------------|
| Blake Gillikin..... | 20.5% | Bradley Pinion..... | 16.1% |
| Corey Bojorquez..... | 18.9% | Cam Johnston..... | 15.9% |
| Logan Cooke..... | 18.5% | Bryan Anger..... | 15.4% |
| Arryn Siposs..... | 18.2% | Jake Bailey..... | 15.4% |
| Thomas Morstead..... | 17.8% | Matt Haack..... | 15.1% |
| Tress Way..... | 16.4% | Brett Kern..... | 14.9% |

Anger dropped four punts inside the 10-yard line at the N.Y. Giants (12/19), the most in a single game by a Cowboy since the 2000 season and a single-game career-best for him.

★ BLOCK PARTY ★

Dallas blocked three punts in 2021, tying the most in a single season in franchise history:

Most Single-Season Blocked Punts in Cowboys History

| Season | PntBlk | Season | PntBlk |
|------------------|----------|-----------|--------|
| 1991..... | 3 | 1990..... | 2 |
| 2021..... | 3 | 1976..... | 2 |
| 1992..... | 2 | 1973..... | 2 |

2021 DALLAS COWBOYS STATISTICS

WON 12, LOST 5

| | | | | |
|-------|---|------------|------------------|--------|
| 9/9 | L | 29-31 | at Tampa Bay | 55,566 |
| 9/19 | W | 20-17 | at L.A. Chargers | 70,240 |
| 9/27 | W | 41-21 | Philadelphia | 93,267 |
| 10/3 | W | 36-28 | Carolina | 93,262 |
| 10/10 | W | 44-20 | N.Y. Giants | 93,476 |
| 10/17 | W | 35-29 (OT) | at New England | 65,878 |
| 10/31 | W | 20-16 | at Minnesota | 66,633 |
| 11/7 | L | 16-30 | Denver | 93,503 |
| 11/14 | W | 43-3 | Atlanta | 93,436 |
| 11/21 | L | 9-19 | at Kansas City | 73,494 |
| 11/25 | L | 33-36 (OT) | Las Vegas | 93,483 |
| 12/2 | W | 27-17 | at New Orleans | 69,170 |
| 12/12 | W | 27-20 | at Washington | 61,308 |
| 12/19 | W | 21-6 | at N.Y. Giants | 77,413 |
| 12/26 | W | 56-14 | Washington | 93,482 |
| 1/2 | L | 22-25 | Arizona | 93,459 |
| 1/8 | W | 51-26 | at Philadelphia | 69,796 |

| 2021 TEAM STATISTICS | | |
|----------------------|-----|------|
| | DAL | OPP. |

| | | |
|----------------------------------|-----------------|----------------|
| FIRST DOWNS | 390 | 327 |
| Rushing | 111 | 99 |
| Passing | 248 | 191 |
| Penalty | 31 | 37 |
| Third Down-Made/Att | 99/228 | 76/223 |
| Third Down Efficiency | 43.4% | 34.1% |
| Fourth Down-Made/Att | 14/24 | 16/26 |
| Fourth Down Efficiency | 58.3% | 61.5% |
| TOTAL NET YARDS | 6,919 | 5,967 |
| Avg. Per Game | 407.0 | 351.0 |
| Total Plays | 1,153 | 1,082 |
| Avg. Per Play | 6.0 | 5.5 |
| NET YARDS RUSHING | 2,119 | 1,918 |
| Avg. Per Game | 124.6 | 112.8 |
| Total Rushes | 473 | 429 |
| Avg. Per Rush | 4.5 | 4.5 |
| NET YARDS PASSING | 4,800 | 4,049 |
| Avg. Per Game | 282.4 | 238.2 |
| Sacked/Yards Lost | 33/163 | 41/297 |
| Gross Yards | 4,963 | 4,346 |
| Attempts/Completions | 647/444 | 612/364 |
| Pct. of Completion | 68.6% | 59.5% |
| Had Intercepted | 11 | 26 |
| PUNTS/AVERAGE | 65/48.4 | 68/46.0 |
| Net Punting Average | 44.6 | 40.3 |
| PUNT RETURN/AVG. | 28/6.6 | 25/6.5 |
| KICKOFF RETURN/AVG. | 29/24.8 | 18/26.0 |
| INTERCEPTION RETURN/AVG. | 26/15.6 | 11/13.2 |
| PENALTIES/YARDS | 127/1103 | 121/973 |
| FUMBLES/BALL LOST | 26/9 | 14/8 |
| TOUCHDOWNS | 64 | 39 |
| Rushing | 15 | 13 |
| Passing | 40 | 24 |
| Returns | 9 | 2 |
| EXTRA POINTS/ATTEMPTS | 47/53 | 29/32 |
| TWO POINT CONVERSION/ATT. | 6/10 | 4/7 |
| FIELD GOALS/ATTEMPTS | 29/35 | 29/35 |
| AVG. TIME OF POSSESSION | 30:20 | 29:40 |

| SCORE BY PERIODS | Q1 | Q2 | Q3 | Q4 | OT | PTS |
|------------------|-----|-----|-----|-----|----|-----|
| TEAM | 130 | 146 | 103 | 145 | 6 | 530 |
| OPPONENTS | 90 | 96 | 65 | 104 | 3 | 358 |

| SCORING | TD | RU | PA | RT | PAT | FG | 2PT | S | PTS |
|---------------|----|----|----|----|-------|-------|-----|---|-----|
| G. Zuerlein | 0 | 0 | 0 | 0 | 42/48 | 29/35 | 0 | 0 | 129 |
| E. Elliott | 12 | 10 | 2 | 0 | 0/0 | 0/0 | 3 | 0 | 78 |
| D. Schultz | 8 | 0 | 8 | 0 | 0/0 | 0/0 | 1 | 0 | 50 |
| A. Cooper | 8 | 0 | 8 | 0 | 0/0 | 0/0 | 0 | 0 | 48 |
| C. Wilson | 6 | 0 | 6 | 0 | 0/0 | 0/0 | 1 | 0 | 38 |
| C. Lamb | 6 | 0 | 6 | 0 | 0/0 | 0/0 | 0 | 0 | 36 |
| T. Pollard | 3 | 2 | 0 | 1 | 0/0 | 0/0 | 0 | 0 | 18 |
| M. Turner | 3 | 0 | 3 | 0 | 0/0 | 0/0 | 0 | 0 | 18 |
| T. Diggs | 2 | 0 | 0 | 2 | 0/0 | 0/0 | 0 | 0 | 12 |
| M. Gallup | 2 | 0 | 2 | 0 | 0/0 | 0/0 | 0 | 0 | 12 |
| B. Jarwin | 2 | 0 | 2 | 0 | 0/0 | 0/0 | 0 | 0 | 12 |
| D. Prescott | 1 | 1 | 0 | 0 | 0/0 | 0/0 | 1 | 0 | 8 |
| D. Armstrong | 1 | 0 | 0 | 1 | 0/0 | 0/0 | 0 | 0 | 6 |
| A. Brown | 1 | 0 | 0 | 1 | 0/0 | 0/0 | 0 | 0 | 6 |
| C. Clement | 1 | 0 | 1 | 0 | 0/0 | 0/0 | 0 | 0 | 6 |
| C. Golston | 1 | 0 | 0 | 1 | 0/0 | 0/0 | 0 | 0 | 6 |
| J. Hardy | 1 | 1 | 0 | 0 | 0/0 | 0/0 | 0 | 0 | 6 |
| D. Lawrence | 1 | 0 | 0 | 1 | 0/0 | 0/0 | 0 | 0 | 6 |
| S. McKeon | 1 | 0 | 1 | 0 | 0/0 | 0/0 | 0 | 0 | 6 |
| I. Smith | 1 | 1 | 0 | 0 | 0/0 | 0/0 | 0 | 0 | 6 |
| T. Steele | 1 | 0 | 1 | 0 | 0/0 | 0/0 | 0 | 0 | 6 |
| C. Watkins | 1 | 0 | 0 | 1 | 0/0 | 0/0 | 0 | 0 | 6 |
| N. Wright | 1 | 0 | 0 | 1 | 0/0 | 0/0 | 0 | 0 | 6 |
| L. Hajrullahu | 0 | 0 | 0 | 0 | 5/5 | 0/0 | 0 | 0 | 5 |
| TEAM | 64 | 15 | 40 | 9 | 47/53 | 29/35 | 6 | 0 | 530 |
| OPPONENTS | 39 | 13 | 24 | 2 | 29/32 | 29/35 | 4 | 0 | 358 |

2-Pt Conv: D. Schultz 1, C. Wilson 1, E. Elliott 3, D. Prescott 1, C. Wilson 0, **TM** 6-10, **OPP** 4-7

SACKS: M. Parsons 13.0, R. Gregory 6.0, D. Armstrong 5.0, T. Basham 3.5, D. Lawrence 3.0, O. Odighizuwa 2.0, J. Lewis 1.5, N. Gallimore 1.5, C. Golston 1.0, J. Kearse 1.0, K. Neal 1.0, C. Watkins 1.0, L. Vander Esch 1.0, T. Hill 0.5, **TM** 41.0, **OPP** 33.0

FUM/LOST: D. Prescott 14/6, T. Biadasz 3/0, C. Wilson 3/0, T. Pollard 2/0, E. Elliott 1/1, N. Wright 1/1, C. Rush 1/1, A. Cooper 1/0. **TM** 26/9. **OPP** 14/8

| PASSING | ATT | CMP | YDS | CMP% | YDS/ATT | TD | TD% | INT | INT% | LONG | SACK/LOST | RATING |
|-------------|-----|-----|-------|-------|---------|----|-----|-----|------|------|-----------|--------|
| D. Prescott | 596 | 410 | 4,449 | 68.8 | 7.5 | 37 | 6.2 | 10 | 1.7 | 51 | 30.0/144 | 104.2 |
| C. Rush | 47 | 30 | 422 | 63.8 | 9.0 | 3 | 6.4 | 1 | 2.1 | 73t | 3.0/19 | 105.1 |
| C. Wilson | 3 | 3 | 88 | 100.0 | 29.3 | 0 | 0.0 | 0 | 0.0 | 35 | 0.0/0 | 118.8 |
| E. Elliott | 1 | 1 | 4 | 100.0 | 4.0 | 0 | 0.0 | 0 | 0.0 | 4 | 0.0/0 | 83.3 |
| TEAM | 647 | 444 | 4,963 | 68.6 | 7.7 | 40 | 6.2 | 11 | 1.7 | 73t | 33.0/163 | 104.8 |
| OPPONENTS | 612 | 364 | 4,346 | 59.5 | 7.1 | 24 | 3.9 | 26 | 4.2 | 75t | 41.0/297 | 76.6 |

| RUSHING | NO. | YDS | AVG | LONG | TD |
|-------------|-----|-------|------|------|----|
| E. Elliott | 237 | 1,002 | 4.5 | 47 | 10 |
| T. Pollard | 130 | 719 | 5.5 | 58t | 2 |
| D. Prescott | 48 | 146 | 3.0 | 21 | 1 |
| C. Clement | 33 | 140 | 4.2 | 38 | 0 |
| C. Lamb | 9 | 76 | 8.4 | 33 | 0 |
| J. Hardy | 4 | 29 | 7.3 | 22t | 1 |
| C. Wilson | 2 | 11 | 5.5 | 6 | 0 |
| I. Smith | 1 | 4 | 4.0 | 4t | 1 |
| C. Rush | 9 | -8 | -0.9 | 2 | 0 |
| TEAM | 473 | 2,119 | 4.5 | 58t | 15 |
| OPPONENTS | 429 | 1,918 | 4.5 | 33 | 13 |

| RECEIVING | NO. | YDS | AVG | LONG | TD |
|-------------|-----|-------|------|------|----|
| C. Lamb | 79 | 1,102 | 13.9 | 49t | 6 |
| A. Cooper | 68 | 865 | 12.7 | 41 | 8 |
| D. Schultz | 78 | 808 | 10.4 | 32t | 8 |
| E. Elliott | 47 | 287 | 6.1 | 21 | 2 |
| M. Gallup | 35 | 445 | 12.7 | 41 | 2 |
| C. Wilson | 45 | 602 | 13.4 | 73t | 6 |
| T. Pollard | 39 | 337 | 8.6 | 32 | 0 |
| N. Brown | 16 | 184 | 11.5 | 27 | 0 |
| B. Jarwin | 11 | 96 | 8.7 | 20 | 2 |
| M. Turner | 12 | 149 | 12.4 | 61 | 3 |
| C. Clement | 6 | 29 | 4.8 | 8t | 1 |
| S. McKeon | 4 | 27 | 6.8 | 12 | 1 |
| J. Sprinkle | 3 | 31 | 10.3 | 11 | 0 |
| T. Steele | 1 | 1 | 1.0 | 1t | 1 |
| TEAM | 444 | 4,963 | 11.2 | 73t | 40 |
| OPPONENTS | 364 | 4,346 | 11.9 | 75t | 24 |

| INTERCEPTIONS | NO. | YDS | AVG | LONG | TD |
|----------------|-----|-----|------|------|----|
| T. Diggs | 11 | 142 | 12.9 | 59t | 2 |
| J. Lewis | 3 | 88 | 29.3 | 66 | 0 |
| A. Brown | 3 | 45 | 15.0 | 45t | 1 |
| J. Kearse | 2 | 34 | 17.0 | 34 | 0 |
| D. Kazee | 2 | 8 | 4.0 | 8 | 0 |
| D. Lawrence | 1 | 40 | 40.0 | 40t | 1 |
| C. Watkins | 1 | 29 | 29.0 | 29t | 1 |
| R. Gregory | 1 | 12 | 12.0 | 12 | 0 |
| L. Vander Esch | 1 | 7 | 7.0 | 7 | 0 |
| M. Hooker | 1 | 0 | 0.0 | 0 | 0 |
| TEAM | 26 | 405 | 15.6 | 66 | 5 |
| OPPONENTS | 11 | 145 | 13.2 | 31t | 2 |

| PUNTING | NO. | YDS | AVG | NET | TB | IN | LG | B |
|-----------|-----|-------|------|------|----|----|----|---|
| B. Anger | 65 | 3,143 | 48.4 | 44.6 | 4 | 24 | 63 | 0 |
| TEAM | 65 | 3,143 | 48.4 | 44.6 | 4 | 24 | 63 | 0 |
| OPPONENTS | 68 | 3,125 | 46.0 | 40.3 | 4 | 26 | 68 | 3 |

| PUNT RETURNS | RET | FC | YDS | AVG | LONG | TD |
|--------------|-----|----|-----|-----|------|----|
| C. Lamb | 14 | 9 | 139 | 9.9 | 21 | 0 |
| C. Wilson | 11 | 5 | 36 | 3.3 | 14 | 0 |
| T. Diggs | 2 | 0 | 10 | 5.0 | 9 | 0 |
| N. Wright | 1 | 0 | 0 | 0.0 | 0 | 0 |
| TEAM | 28 | 14 | 185 | 6.6 | 21 | 0 |
| OPPONENTS | 25 | 24 | 163 | 6.5 | 23 | 0 |

| KICKOFF RETURNS | NO. | YDS | AVG | LONG | TD |
|-----------------|-----|-----|------|------|----|
| T. Pollard | 17 | 489 | 28.8 | 100t | 1 |
| C. Clement | 11 | 215 | 19.5 | 29 | 0 |
| J. Hardy | 1 | 15 | 15.0 | 15 | 0 |
| TEAM | 29 | 719 | 24.8 | 100t | 1 |
| OPPONENTS | 18 | 468 | 26.0 | 41 | 0 |

| FIELD GOALS | 1-19 | 20-29 | 30-39 | 40-49 | 50+ |
|------------------|------|-------|-------|-------|------|
| G. Zuerlein | 0/0 | 5/5 | 15/16 | 7/9 | 2/5 |
| L. Hajrullahu | 0/0 | 0/0 | 0/0 | 0/0 | 0/0 |
| TEAM | 0/0 | 5/5 | 15/16 | 7/9 | 2/5 |
| OPPONENTS | 0/0 | 7/7 | 8/8 | 8/9 | 6/11 |

G. Zuerlein: (31WL, 35, 60SH, 21, 48) (34, 56) () (37) (31, 38, 31) (30, 45, 51WL, 49) (43WL, 38, 39) () () (33, 30, 48)
 (59LU, 29, 45) (55, 34) (35, 38, 37, 29) (26, 42, 27) () (43WL) (48) **L. Hajrullahu:** () () () () () () () () () () () () () () ()

OPP: (36, 46, 44LU, 32, 29) (54WL) (54WR, 51, 51) (45, 40, 24) (53, 27, 53WR, 42) (35) (37, 53, 51WR) (22, 46, 30, 56, 29) (56WR, 42) (35, 42) (24, 53, 26, 38) (38, 40)

| TD | TD% | INT | INT% | LONG | SACK/LOST | RATING |
|----|-----|-----|------|------|-----------|--------|
| 37 | 6.2 | 10 | 1.7 | 51 | 30.0/144 | 104.2 |
| 3 | 6.4 | 1 | 2.1 | 73t | 18.8/159 | 105.1 |
| 0 | 0.0 | 0 | 0.0 | 35 | 0.0/0 | 118.8 |
| 0 | 0.0 | 0 | 0.0 | 4 | 0.0/0 | 83.3 |
| 40 | 6.2 | 11 | 1.7 | 73t | 33.0/163 | 104.8 |
| 24 | 3.9 | 26 | 4.2 | 75t | 41.0/297 | 76.6 |

2021 DALLAS COWBOYS DEFENSIVE STATISTICS

| RNK | PLAYER | TKL | AST | TOTAL | SACKS/YDS | TFL/YDS | QBPR | FR | FF | INT/YDS | PD |
|-----|-----------------------|-----|-----|-------|-----------|---------|------|----|----|---------|----|
| 1. | Kearse, Jayron | 62 | 30 | 92 | 1.0/-2 | 7/-16 | 10 | 1 | | 2/34 | 10 |
| 2. | Vander Esch, Leighton | 62 | 24 | 86 | 1.0/-7 | 3/-6 | 5 | | | 1/7 | 2 |
| 3. | Brown, Anthony | 63 | 16 | 79 | | 1/-4 | | | 1 | 3/45 | 17 |
| 4. | Neal, Keanu | 49 | 30 | 79 | 1.0/-1 | 4/-13 | 1 | | | | |
| 5. | Parsons, Micah | 52 | 12 | 64 | 13.0/-120 | 12/-35 | 42 | | 3 | | 3 |
| 6. | Lewis, Jourdan | 52 | 7 | 59 | 1.5/-4 | 1/-3 | 2 | 2 | 1 | 3/88 | 11 |
| 7. | Diggs, Trevon | 47 | 9 | 56 | | | | | | 11/142 | 21 |
| 8. | Kazee, Damontae | 39 | 15 | 54 | | | | | 2 | 2/8 | 4 |
| 9. | Hooker, Malik | 36 | 8 | 44 | | 1/-1 | | | | 1/0 | 2 |
| 10. | Basham, Tarell | 24 | 14 | 38 | 3.5/-20 | 1/-5 | 32 | 1 | 1 | | |
| 11. | Armstrong, Dorange | 23 | 14 | 37 | 5.0/-33 | | 22 | 1 | | | 2 |
| 12. | Odighizuwa, Osa | 20 | 14 | 34 | 2.0/-20 | 4/-8 | 12 | | | | |
| 13. | Golston, Chauncey | 21 | 12 | 33 | 1.0/-7 | | 8 | 1 | | | 1 |
| 14. | Watkins, Carlos | 18 | 14 | 32 | 1.0/-8 | 4/-10 | 2 | 1 | | 1/29 | 1 |
| 15. | Wilson, Donovan | 21 | 9 | 30 | | 1/-4 | 1 | | | | 1 |
| 16. | Smith, Jaylon | 14 | 5 | 19 | | | | | | | |
| 17. | Lawrence, DeMarcus | 14 | 4 | 18 | 3.0/-24 | 2/-4 | 16 | | 2 | 1/40 | 5 |
| 18. | Gregory, Randy | 9 | 7 | 16 | 6.0/-40 | 1/-5 | 30 | 1 | 3 | 1/12 | 1 |
| 19. | Joseph, Kelvin | 11 | 2 | 13 | | 1/-2 | | | | | 2 |
| 20. | Bohanna, Quinton | 3 | 9 | 12 | | | 1 | | | | |
| 21. | Hamilton, Justin | 6 | 5 | 11 | | 1/-1 | 4 | | | | |
| 22. | Hill, Trysten | 8 | 2 | 10 | 0.5/0 | | 5 | | | | |
| 23. | Gallimore, Neville | 6 | 4 | 10 | 1.5/-11 | 2/-10 | 6 | | | | |
| 24. | Wright, Nahshon | 5 | 2 | 7 | | | | | | | |
| 25. | Canady, Maurice | 4 | 1 | 5 | | | | | | | |
| | Gifford, Luke | 4 | 1 | 5 | | 1/-4 | | | | | |
| 27. | Urban, Brent | 0 | 3 | 3 | | | 1 | | | | 1 |
| 28. | Anae, Bradlee | 2 | 0 | 2 | | | | | | | |
| | Coyle, Tyler | 2 | 0 | 2 | | | | | | | |
| | Faoliu, Austin | 2 | 0 | 2 | | | | | | | |
| | Kamara, Azur | 2 | 0 | 2 | | | 1 | | | | |
| | Thompson, Darian | 2 | 0 | 2 | | | | | | | |
| 33. | Bernard, Francis | 1 | 0 | 1 | | | | | | | |
| | Cox, Jabril | 1 | 0 | 1 | | | | | | | |

Ast=Assist, TFL=Tackle for a Loss, QBPR=Pressures, Int=Interception, FR=Fumble Recovery, FF=Forced Fumble, PD=Pass Defense

| 2021 COWBOYS SPECIAL TEAMS | | | | | | | |
|----------------------------|-----------------------|---|---|-----|----|----|----|
| RNK | PLAYER | S | A | TOT | FF | FR | BL |
| 1. | Goodwin, C.J. | 7 | 3 | 10 | | | |
| 2. | Pollard, Tony | 5 | 0 | 5 | | | |
| 3. | Gifford, Luke | 4 | 1 | 5 | | 1 | |
| 4. | Clement, Corey | 4 | 0 | 4 | | | 1 |
| 5. | Kearse, Jayron | 3 | 0 | 3 | | | |
| 6. | Bernard, Francis | 2 | 1 | 3 | | | |
| | Brown, Noah | 2 | 1 | 3 | | | |
| | Sprinkle, Jeremy | 2 | 1 | 3 | | | |
| 9. | Kazee, Damontae | 2 | 0 | 2 | | | |
| | Neal, Keanu | 2 | 0 | 2 | | | |
| | Wright, Nahshon | 2 | 0 | 2 | | | |
| 12. | Joseph, Kelvin | 1 | 1 | 2 | | | |
| 13. | Armstrong, Dorance | 1 | 0 | 1 | | | 1 |
| | Cox, Jabril | 1 | 0 | 1 | | | |
| | McQuaide, Jake | 1 | 0 | 1 | | | |
| | Ralston, Nick | 1 | 0 | 1 | | | |
| | Thompson, Darian | 1 | 0 | 1 | | | |
| | Wilson, Cedrick | 1 | 0 | 1 | | 1 | |
| 19. | Burton, Deante | 0 | 1 | 1 | | | |
| | Canady, Maurice | 0 | 1 | 1 | | | |
| | Coyle, Tyler | 0 | 1 | 1 | | | |
| | Kamara, Azur | 0 | 1 | 1 | | | |
| | McKeon, Sean | 0 | 1 | 1 | | | |
| | Turner, Malik | 0 | 1 | 1 | | | |
| | Vander Esch, Leighton | 0 | 1 | 1 | | | |
| 26. | Golston, Chauncey | 0 | 0 | 0 | | | 1 |

| DEFENSIVE STATS BY RANK | | | | | | | |
|-------------------------|----|-------------------|------|------------------|----|---------------|----|
| PRESSURES | | SACKS | | TACKLES FOR LOSS | | INTERCEPTIONS | |
| PLAYER | NO | PLAYER | NO | PLAYER | NO | PLAYER | NO |
| 1. M. Parsons | 42 | 1. M. Parsons | 13.0 | 1. M. Parsons | 12 | 1. T. Diggs | 11 |
| 2. T. Basham | 32 | 2. R. Gregory | 6.0 | 2. J. Kearse | 7 | 2. A. Brown | 3 |
| 3. R. Gregory | 30 | 3. D. Armstrong | 5.0 | 3. K. Neal | 4 | J. Lewis | 3 |
| 4. D. Armstrong | 22 | 4. T. Basham | 3.5 | O. Odighizuwa | 4 | 4. D. Kazee | 2 |
| 5. D. Lawrence | 16 | 5. D. Lawrence | 3.0 | C. Watkins | 4 | J. Kearse | 2 |
| FORCED FUMBLES | | FUMBLE RECOVERIES | | PASSES DEFENSED | | | |
| PLAYER | NO | PLAYER | NO | PLAYER | NO | | |
| 1. R. Gregory | 3 | 1. J. Lewis | 2 | 1. T. Diggs | 21 | | |
| M. Parsons | 3 | 2. D. Armstrong | 1 | 2. A. Brown | 17 | | |
| 3. D. Kazee | 2 | T. Basham | 1 | 3. J. Lewis | 11 | | |
| D. Lawrence | 2 | C. Golston | 1 | 4. J. Kearse | 10 | | |
| 5. T. Basham | 1 | R. Gregory | 1 | 5. D. Lawrence | 5 | | |

2021 SNAP COUNT

| | 9/9 @ TB | 9/19 @ LAC | 9/27 PHI | 10/3 CAR | 10/10 NYG | 10/17 @ NE | 10/31 @ Min | 1/17 DEN | 1/14 ATL | 1/121 @KC | 1/125 LV | 1/22 @ NO | 12/12 @ Was | 12/19 @ NYG | 12/26 WAS | 1/222 ARI | 1/8/22 @ PHI | Total Snaps | Pct. 1/229 - PCT |
|-------------------------|-----------------|---------------|-------------|-------------|--------------|---------------|----------------|-------------|-------------|--------------|-------------|--------------|----------------|----------------|--------------|--------------|-----------------|----------------|---------------------|
| QB | 84 - PCT | 62 - PCT | 77 - PCT | 61 - PCT | 78 - PCT | 89 - PCT | 73 - PCT | 62 - PCT | 77 - PCT | 67 - PCT | 74 - PCT | 70 - PCT | 85 - PCT | 71 - PCT | 73 - PCT | 64 - PCT | 62 - PCT | 1,129 | PCT |
| 4 Dak Prescott | 83 - 98.8% | 62 - 100.0% | 74 - 96.1% | 61 - 100.0% | 78 - 100.0% | 89 - 100.0% | 73 - 100.0% | 62 - 100.0% | 77 - 96.5% | 67 - 100.0% | 74 - 100.0% | 70 - 100.0% | 85 - 100.0% | 71 - 100.0% | 73 - 98.6% | 64 - 100.0% | 62 - 98.3% | 1,114 | 90.6% |
| 10 Cooper Rush | 0 - 0.0% | 0 - 0.0% | 3 - 3.9% | 0 - 0.0% | 0 - 0.0% | 0 - 0.0% | 73 - 100.0% | 0 - 0.0% | 14 - 18.2% | 0 - 0.0% | 0 - 0.0% | 0 - 0.0% | 0 - 0.0% | 0 - 0.0% | 0 - 0.0% | 0 - 0.0% | 11 - 17.7% | 113 | 9.2% |
| 15 Will Grier | 0 - 0.0% | 0 - 0.0% | 0 - 0.0% | 0 - 0.0% | 0 - 0.0% | 0 - 0.0% | 0 - 0.0% | 0 - 0.0% | 0 - 0.0% | 0 - 0.0% | 0 - 0.0% | 0 - 0.0% | 0 - 0.0% | 0 - 0.0% | 0 - 0.0% | 0 - 0.0% | 0 - 0.0% | 0 | 0.0% |
| 20 Tony Pollard | 20 - 23.8% | 21 - 33.9% | 29 - 37.7% | 18 - 29.5% | 31 - 38.7% | 26 - 29.2% | 19 - 26.0% | 24 - 38.7% | 32 - 41.6% | 22 - 32.8% | 37 - 41.6% | 28 - 40.0% | 0 - 0.0% | 29 - 40.8% | 25 - 39.1% | 19 - 29.7% | 0 - 0.0% | 374 | 30.4% |
| 21 Ezekiel Elliott | 70 - 83.3% | 44 - 71.0% | 54 - 70.1% | 46 - 75.4% | 47 - 60.3% | 63 - 70.8% | 55 - 75.3% | 63 - 53.2% | 38 - 49.4% | 46 - 68.7% | 41 - 63.5% | 45 - 64.3% | 54 - 63.5% | 44 - 62.0% | 42 - 65.6% | 49 - 70.3% | 37 - 59.7% | 810 | 65.9% |
| 32 Corey Clement | 0 - 0.0% | 0 - 0.0% | 3 - 3.9% | 0 - 0.0% | 0 - 0.0% | 0 - 0.0% | 0 - 0.0% | 5 - 8.1% | 13 - 16.9% | 0 - 0.0% | 0 - 0.0% | 0 - 0.0% | 31 - 36.5% | 0 - 0.0% | 7 - 10.9% | 0 - 0.0% | 17 - 27.4% | 76 | 6.2% |
| 37 JaQuan Hardy | | | | | | | | | | | | | | | | | 6 - 9.7% | 6 | 0.5% |
| 46 Ito Smith | | | | | | | | | | | | | | | | | 5 - 8.1% | 5 | 0.4% |
| | | | | | | | | | | | | | | | | | 1 | 0.1% | |
| WR | 9/9 @ TB | 9/19 @ LAC | 9/27 PHI | 10/3 CAR | 10/10 NYG | 10/17 @ NE | 10/31 @ Min | 1/17 DEN | 1/14 ATL | 1/121 @KC | 1/125 LV | 1/22 @ NO | 12/12 @ Was | 12/19 @ NYG | 12/26 WAS | 1/222 ARI | 1/8/22 @ PHI | Total Snaps | Pct. 1,229 - PCT |
| 13 Michael Wilson | 34 - 40.5% | 36 - 58.1% | 29 - 37.7% | 35 - 57.4% | 52 - 66.7% | 44 - 49.4% | 42 - 57.5% | 51 - 82.3% | 1 - 1.3% | 42 - 62.7% | 54 - 73.0% | 0 - 0.0% | 9 - 10.6% | 1 - 1.4% | 26 - 35.6% | 30 - 46.9% | 42 - 67.7% | 528 | 43.0% |
| 17 Malik Turner | 50 - 59.5% | | | | | | | | 41 - 53.2% | 63 - 94.0% | 71 - 95.9% | 64 - 91.4% | 70 - 82.4% | 65 - 91.5% | 48 - 65.8% | 26 - 40.6% | | 498 | 40.5% |
| 19 Amari Cooper | 74 - 88.1% | 60 - 96.8% | 66 - 85.7% | 29 - 43.3% | 57 - 73.1% | 78 - 87.6% | 51 - 66.2% | 18 - 29.0% | 23 - 29.9% | 8 - 11.9% | 12 - 16.2% | 18 - 25.7% | 7 - 8.2% | 6 - 8.5% | 13 - 17.8% | 0 - 0.0% | 13 - 21.0% | 126 | 10.3% |
| 51 Noah Fant | 0 - 0.0% | 0 - 0.0% | 4 - 5.2% | 0 - 0.0% | 0 - 0.0% | 0 - 0.0% | 0 - 0.0% | 0 - 0.0% | 0 - 0.0% | 0 - 0.0% | 0 - 0.0% | 0 - 0.0% | 0 - 0.0% | 0 - 0.0% | 0 - 0.0% | 0 - 0.0% | 46 - 74.2% | 835 | 67.9% |
| 85 Noah Brown | 0 - 0.0% | 12 - 19.4% | 23 - 29.9% | 21 - 34.4% | 23 - 29.9% | 18 - 20.2% | 13 - 17.8% | 25 - 40.3% | 28 - 36.4% | 0 - 0.0% | 0 - 0.0% | 0 - 0.0% | 0 - 0.0% | 0 - 0.0% | 0 - 0.0% | 0 - 0.0% | 0 - 0.0% | 7 | 0.6% |
| 88 DeeDee Lamb | 61 - 72.6% | 60 - 96.8% | 66 - 85.7% | 49 - 80.3% | 65 - 83.3% | 77 - 86.5% | 65 - 89.0% | 44 - 71.0% | 32 - 41.6% | 36 - 53.7% | 0 - 0.0% | 62 - 88.6% | 57 - 67.1% | 49 - 69.0% | 54 - 74.0% | 56 - 87.5% | 49 - 79.0% | 882 | 71.8% |
| | | | | | | | | | | | | | | | | | | 2 | 0.2% |
| TE | 9/9 @ TB | 9/19 @ LAC | 9/27 PHI | 10/3 CAR | 10/10 NYG | 10/17 @ NE | 10/31 @ Min | 1/17 DEN | 1/14 ATL | 1/121 @KC | 1/125 LV | 1/22 @ NO | 12/12 @ Was | 12/19 @ NYG | 12/26 WAS | 1/222 ARI | 1/8/22 @ PHI | Total Snaps | Pct. 1,150 - PCT |
| 84 Sean McKeon | 57 - 67.9% | 45 - 72.6% | 53 - 68.8% | 48 - 78.7% | 57 - 73.1% | 75 - 84.3% | 60 - 82.2% | 19 - 24.4% | 36 - 46.8% | 9 - 13.4% | 12 - 16.2% | 19 - 27.1% | 67 - 95.7% | 61 - 85.9% | 55 - 75.3% | 17 - 23.3% | 3 - 4.8% | 119 | 9.7% |
| 86 Dalton Schultz | 3 - 3.6% | 2 - 3.2% | 9 - 11.7% | 14 - 23.0% | 13 - 16.7% | 8 - 9.0% | 5 - 6.8% | 3 - 4.8% | 27 - 35.1% | 0 - 0.0% | 3 - 4.1% | 7 - 10.0% | 72 - 84.7% | 17 - 23.9% | 17 - 23.3% | 11 - 17.2% | 22 - 35.5% | 184 | 15.0% |
| 87 Jeremy Sprinkle | 89 Blake Jarwin | 29 - 46.8% | 43 - 55.8% | 33 - 54.1% | 31 - 39.7% | 47 - 52.8% | 32 - 43.8% | 62 - 100.0% | 77 - 100.0% | 67 - 100.0% | 74 - 100.0% | 70 - 100.0% | 85 - 100.0% | 71 - 100.0% | 73 - 100.0% | 64 - 100.0% | 62 - 100.0% | 950 | 77.3% |
| 52 Connor Williams | 83 - 98.8% | 62 - 100.0% | 77 - 100.0% | 61 - 100.0% | 78 - 100.0% | 89 - 100.0% | 73 - 100.0% | 62 - 100.0% | 72 - 93.5% | 67 - 100.0% | 74 - 100.0% | 70 - 100.0% | 85 - 100.0% | 71 - 100.0% | 66 - 90.4% | 64 - 100.0% | 51 - 82.3% | 1,205 | 98.0% |
| 63 Tyler Biadasz | 83 - 98.8% | 62 - 100.0% | 77 - 100.0% | 61 - 100.0% | 78 - 100.0% | 89 - 100.0% | 73 - 100.0% | 62 - 100.0% | 72 - 93.5% | 67 - 100.0% | 74 - 100.0% | 70 - 100.0% | 85 - 100.0% | 71 - 100.0% | 66 - 90.4% | 64 - 100.0% | 51 - 82.3% | 1,205 | 98.0% |
| 66 Connor McGovern | 0 - 0.0% | 0 - 0.0% | 8 - 10.4% | 0 - 0.0% | 0 - 0.0% | 0 - 0.0% | 7 - 9.6% | 0 - 0.0% | 27 - 35.1% | 0 - 0.0% | 0 - 0.0% | 0 - 0.0% | 0 - 0.0% | 0 - 0.0% | 7 - 9.6% | 0 - 0.0% | 20 - 32.3% | 500 | 40.7% |
| 68 Matt Farnick | 0 - 0.0% | 0 - 0.0% | 0 - 0.0% | 0 - 0.0% | 0 - 0.0% | 0 - 0.0% | 0 - 0.0% | 0 - 0.0% | 5 - 6.5% | 0 - 0.0% | 0 - 0.0% | 0 - 0.0% | 0 - 0.0% | 0 - 0.0% | 0 - 0.0% | 0 - 0.0% | 11 - 17.7% | 23 | 1.9% |
| 69 Brandon Knight | 0 - 0.0% | 0 - 0.0% | 3 - 3.9% | 0 - 0.0% | 0 - 0.0% | 0 - 0.0% | 0 - 0.0% | 0 - 0.0% | 0 - 0.0% | 0 - 0.0% | 0 - 0.0% | 0 - 0.0% | 0 - 0.0% | 0 - 0.0% | 0 - 0.0% | 0 - 0.0% | 0 - 0.0% | 3 | 0.2% |
| 70 Zack Martin | 83 - 98.8% | 62 - 100.0% | 74 - 96.1% | 61 - 100.0% | 78 - 100.0% | 89 - 100.0% | 73 - 100.0% | 62 - 100.0% | 63 - 81.8% | 67 - 100.0% | 74 - 100.0% | 70 - 100.0% | 84 - 98.8% | 71 - 100.0% | 61 - 83.6% | 64 - 100.0% | 51 - 82.3% | 1,104 | 89.8% |
| 71 Lael Collins | 83 - 98.8% | 62 - 100.0% | 74 - 96.1% | 61 - 100.0% | 78 - 100.0% | 78 - 87.6% | 31 - 42.5% | 0 - 0.0% | 0 - 0.0% | 0 - 0.0% | 0 - 0.0% | 0 - 0.0% | 65 - 76.5% | 0 - 0.0% | 0 - 0.0% | 64 - 100.0% | 51 - 82.3% | 666 | 54.2% |
| 77 Tyrion Smith | 0 - 0.0% | 62 - 100.0% | 77 - 100.0% | 61 - 100.0% | 78 - 100.0% | 89 - 100.0% | 73 - 100.0% | 62 - 100.0% | 77 - 100.0% | 67 - 100.0% | 74 - 100.0% | 70 - 100.0% | 84 - 98.8% | 71 - 100.0% | 61 - 83.6% | 64 - 100.0% | 51 - 82.3% | 740 | 60.2% |
| 79 Terence Steel | 0 - 0.0% | 0 - 0.0% | 0 - 0.0% | 0 - 0.0% | 0 - 0.0% | 11 - 12.4% | 42 - 57.5% | 0 - 0.0% | 0 - 0.0% | 0 - 0.0% | 0 - 0.0% | 0 - 0.0% | 20 - 23.5% | 28 - 39.4% | 55 - 75.3% | 1 - 1.6% | 55 - 88.7% | 913 | 74.3% |
| | | | | | | | | | | | | | | | | | 145 | 11.8% | |
| DL | 9/9 @ TB | 9/19 @ LAC | 9/27 PHI | 10/3 CAR | 10/10 NYG | 10/17 @ NE | 10/31 @ Min | 1/17 DEN | 1/14 ATL | 1/121 @KC | 1/125 LV | 1/22 @ NO | 12/12 @ Was | 12/19 @ NYG | 12/26 WAS | 1/222 ARI | 1/8/22 @ PHI | Total Snaps | Pct. 1,150 - PCT |
| 54 Azur Kamara | 0 - 0.0% | 71 - PCT | 58 - PCT | 70 - PCT | 68 - PCT | 54 - PCT | 66 - PCT | 78 - PCT | 54 - PCT | 68 - PCT | 87 - PCT | 70 - PCT | 88 - PCT | 63 - PCT | 60 - PCT | 76 - PCT | 74 - PCT | 1,150 | PCT |
| 56 Bradlee Anae | 10 - 15.4% | 23 - 32.4% | 7 - 12.1% | 10 - 14.3% | 17 - 25.0% | 0 - 0.0% | 0 - 0.0% | 0 - 0.0% | 10 - 18.5% | 0 - 0.0% | 0 - 0.0% | 0 - 0.0% | 0 - 0.0% | 0 - 0.0% | 0 - 0.0% | 0 - 0.0% | 0 - 0.0% | 34 | 3.0% |
| 58 Austin Fole | 0 - 0.0% | 0 - 0.0% | 30 - 51.7% | 43 - 70.6% | 40 - 58.8% | 32 - 59.3% | 22 - 33.3% | 30 - 38.5% | 15 - 27.6% | 16 - 23.5% | 32 - 36.8% | 42 - 60.0% | 18 - 28.5% | 14 - 22.2% | 21 - 35.0% | 4 - 5.3% | 33 - 44.6% | 414 | 36.0% |
| 59 Chauncey Golston | 43 - 66.2% | 40 - 56.3% | 0 - 0.0% | 0 - 0.0% | 35 - 51.5% | 40 - 74.1% | 27 - 40.9% | 42 - 53.8% | 23 - 42.6% | 31 - 45.6% | 21 - 24.3% | 28 - 40.0% | 29 - 41.2% | 40 - 63.5% | 25 - 41.7% | 29 - 38.2% | 32 - 43.2% | 271 | 23.6% |
| 72 Tyven Hill | 0 - 0.0% | 0 - 0.0% | 0 - 0.0% | 0 - 0.0% | 0 - 0.0% | 0 - 0.0% | 25 - 31.9% | 32 - 41.0% | 38 - 70.4% | 43 - 66.2% | 62 - 71.3% | 51 - 72.9% | 19 - 21.9% | 26 - 41.3% | 24 - 40.0% | 30 - 39.5% | 28 - 37.8% | 438 | 38.1% |
| 91 DeMarcus Lawrence | 27 - 41.5% | 40 - 56.3% | 22 - 37.9% | 43 - 61.4% | 56 - 82.4% | 35 - 64.8% | 43 - 65.2% | 48 - 62.8% | 23 - 42.6% | 31 - 45.6% | 21 - 24.3% | 28 - 40.0% | 29 - 41.2% | 40 - 63.5% | 25 - 41.7% | 29 - 38.2% | 32 - 43.2% | 271 | 23.6% |
| 92 Dorance Armstrong | 24 - 36.9% | 45 - 63.4% | 38 - 65.5% | 37 - 52.9% | 39 - 57.4% | 38 - 66.1% | 49 - 74.2% | 48 - 61.5% | 40 - 74.1% | 34 - 50.0% | 41 - 47.1% | 36 - 51.4% | 27 - 38.7% | 39 - 61.9% | 28 - 46.7% | 30 - 38.5% | 46 - 62.5% | 508 | 44.0% |
| 93 Tarell Basham | 37 - 56.9% | 31 - 43.7% | 23 - 39.7% | 30 - 44.1% | 30 - 44.1% | 19 - 35.2% | 49 - 74.2% | 48 - 61.5% | 40 - 74.1% | 34 - 50.0% | 41 - 47.1% | 36 - 51.4% | 27 - 38.7% | 39 - 61.9% | 28 - 46.7% | 30 - 38.5% | 46 - 62.5% | 508 | 44.0% |
| 94 Randi Gregory | 28 - 43.1% | | | | | | | | | | | | | | | | | 625 | 54.3% |
| 96 Brent Urban | | | | | | | | | | | | | | | | | | 436 | 37.9% |
| 97 Neville Gallimore | 36 - 55.4% | 43 - 60.6% | 33 - 56.9% | 41 - 58.6% | 41 - 60.3% | 39 - 72.2% | 49 - 74.2% | 49 - 62.8% | 31 - 57.4% | 37 - 54.4% | 35 - 40.2% | 39 - 55.7% | 30 - 44.1% | 38 - 60.3% | 24 - 40.0% | 31 - 40.8% | 41 - 55.4% | 161 | 14.0% |
| 98 Osa Odighizuwa | 21 - 36.2% | 20 - 28.2% | 21 - 36.2% | 17 - 24.3% | 16 - 23.5% | 14 - 25.9% | 11 - 16.7% | 24 - 30.8% | 0 - 0.0% | 7 - 10.3% | 10 - 11.5% | 15 - 21.4% | 7 - 10.3% | 17 - 27.0% | 29 - 48.3% | 41 - 53.9% | 42 - 56.9% | 161 | 14.0% |
| 99 Quinton Bonham | 28 - 43.1% | | | | | | | | | | | | | | | | | 223 | 19.4% |
| | | | | | | | | | | | | | | | | | | 249 | 21.7% |
| LB | 9/9 @ TB | 9/19 @ LAC | 9/27 PHI | 10/3 CAR | 10/10 NYG | 10/17 @ NE | 10/31 @ Min | 1/17 DEN | 1/14 ATL | 1/121 @KC | 1/125 LV | 1/22 @ NO | 12/12 @ Was | 12/19 @ NYG | 12/26 WAS | 1/222 ARI | 1/8/22 @ PHI | Total Snaps | Pct. 1,150 - PCT |
| 1 Javon Smith | 16 - 24.6% | 54 - 76.1% | 50 - 86.2% | 28 - 40.0% | 63 - 92.6% | 54 - 100.0% | 64 - 97.0% | 67 - 85.9% | 40 - 74.1% | 60 - 88.2% | 77 - 98.5% | 65 - 92.9% | 54 - 79.4% | 56 - 88.9% | 33 - 55.0% | 75 - 98.7% | | 148 | 12.9% |
| 14 Micah Parsons | 51 - 76.5% | 34 - 54.9% | 37 - 63.6% | 68 - 97.1% | 68 - 97.1% | 34 - 59.3% | 0 - 0.0% | 0 - 0.0% | 25 - 46.3% | 68 - 100.0% | 82 - 94.3% | 23 - 32.9% | 46 - 67.6% | 27 - 42.9% | 40 - 66.7% | 45 - 59.2% | | 903 | 78.5% |
| 14 Jabri Cox | 0 - 0.0% | 0 - 0.0% | 4 - 6.9% | 0 - 0.0% | 4 - 5.9% | 1 - 1.9% | 0 - 0.0% | 0 - 0.0% | 9 - 16.7% | 0 - 0.0% | 0 - 0.0% | 0 - 0.0% | 0 - 0.0% | 0 - 0.0% | 0 - 0.0% | 0 - 0.0% | | 9 | 0.8% |
| 42 Keanu Neal | 50 - 76.9% | 51 - 71.8% | | | 34 - 50.0% | 32 - 59.3% | 23 - 34.8% | 43 - 63.6% | 25 - 46.3% | 68 - 100.0% | 82 - 94.3% | 23 - 32.9% | 46 - 67.6% | 27 - 42.9% | 40 - 66.7% | 45 - 59.2% | | 580 | 50.4% |
| 53 Francis Bernard | | | | | 28 - 51.9% | 28 - 51.9% | 33 - 50.0% | 51 - 65.4% | 20 - 37.0% | 49 - 72.1% | 53 - 60.9% | 39 - 55.7% | 28 - 41.2% | 33 - 52.4% | 41 - 68.3% | 57 - 75.0% | | 9 | 0.8% |
| 56 Leighton Vander Esch | 14 - 21.5% | 37 - 52.1% | 44 - 75.9% | 40 - 57.1% | 31 - 45.6% | 0 - 0.0% | 0 - 0.0% | 2 - 2.6% | 51 - 94.4% | 46 - 67.6% | 87 - 100.0% | 70 - 100.0% | 68 - 100.0% | 63 - 100.0% | 24 - 40.0% | 30 - 40.0% | | 663 | 57.7% |
| 57 Luke Clifford | 0 - 0.0% | 0 - 0.0% | 4 - 6.9% | 0 - 0.0% | 0 - 0.0% | 14 - 23.9% | 31 - 47.0% | 35 - 44.9% | 20 - 37.0% | 49 - 72.1% | 53 - 60.9% | 39 - 55.7% | 28 - 41.2% | 33 - 52.4% | 41 - 68.3% | 57 - 75.0% | | 0 | 0.0% |
| 7 Donovan Wilson | 55 - 84.6% | 71 - 100.0% | 0 - 0.0 | | | | | | | | | | | | | | | | |

GAME-BY-GAME PLAYER PARTICIPATION

| | @ TB | @ LAC | PHI | CAR | NYG | @ NE | @ MIN | DEN | ATL | @ KC | LV | @ NO | @ WAS | @ NYG | WAS | ARI | @ PHI | | | | |
|----------------------|-------|-------|-------|-------|-------|-------|-------|-------|-------|-------|-------|-------|-------|-------|-------|--------|--------|----|----|-----|----|
| PLAYERS | 9/9 | 9/19 | 9/27 | 10/3 | 10/10 | 10/17 | 10/31 | 11/7 | 11/14 | 11/21 | 11/25 | 12/2 | 12/12 | 12/19 | 12/26 | 1/2 | 1/8 | GP | GS | DNP | I |
| Isaac Alarcon | PS | PS | PS | PS | PS | PS | PS | PS | PS | PS | PS | PS | PS | PS | PS | PS/C19 | PS | 0 | 0 | 0 | 0 |
| Bradlee Anae | P | P | R/C19 | R/C19 | P | D | P | PS | PS | PS | PS | PS | PS | PS | PS | PS | PS | 4 | 0 | 0 | 1 |
| Bryan Anger | P | P | P | P | P | P | P | P | P | P | P | P | P | P | P | P | P | 17 | 0 | 0 | 0 |
| Dorance Armstrong | P | RDE | I | I | I | I | P | P | RDE | RDE | LDE | RDE | P | P | P | P | P | 13 | 5 | 0 | 0 |
| Josh Ball | IR | IR | IR | IR | IR | IR | IR | IR | IR | IR | IR | IR | IR | IR | DFR | DFR | R/C19 | 0 | 0 | 0 | 0 |
| Tarell Basham | P | P | P | LDE | LDE | LDE | LDE | LDE | LDE | P | P | P | P | P | P | P | P | 17 | 6 | 0 | 0 |
| Francis Bernard | IR | IR | IR | IR | IR | IR | DFR | P | P | P | P | P | P | P | P | R/C19 | R/C19 | 8 | 0 | 0 | 0 |
| Tyler Biadasz | C | C | C | C | C | C | C | C | C | C | C | C | C | C | C | C | C | 17 | 17 | 0 | 0 |
| Quinton Bohanna | P | P | P | P | P | LDT | P | P | D | P | P | P | P | P | P | R/C19 | D | 14 | 1 | 0 | 2 |
| Devante Bond | A | A | A | A | A | A | A | A | A | A | A | A | A | A | A | PS | PS | 0 | 0 | 0 | 0 |
| Anthony Brown | RCB | RCB | RCB | RCB | RCB | RCB | RCB | RCB | RCB | RCB | RCB | RCB | RCB | RCB | NCB | RCB | R/C19 | 16 | 16 | 0 | 0 |
| Kyron Brown | PS | PS | PS | PS | PS | PS | PS | PS | PS | P | PS | PS | PS | PS | D | PS/C19 | PS | 1 | 0 | 0 | 1 |
| Noah Brown | D | P | P | P | P | P | P | P | P | P | P | P | P | P | IR | IR | P | 13 | 1 | 0 | 1 |
| Deante Burton | PS | PSI | PSI | PSI | PSI | PSI | PS | PS | PS | PS | PS | PS | PS | PS | IR | A | A | 1 | 0 | 0 | 0 |
| Maurice Canady | P | P | P | P | P | P | IR | IR | IR | IR | IR | IR | IR | IR | P | D | P | 8 | 0 | 0 | 1 |
| Corey Clement | P | P | P | P | P | P | P | P | P | P | P | P | P | P | P | P | P | 17 | 0 | 0 | 0 |
| La'el Collins | RT | R/SUS | R/SUS | R/SUS | R/SUS | R/SUS | P | RT | RT | RT | P | RT | RT | RT | RT | RT | RT | 12 | 10 | 0 | 0 |
| Amari Cooper | WR | WR | WR | WR | WR | WR | WR | WR | WR | R/C19 | R/C19 | P | WR | WR | WR | WR | WR | 15 | 14 | 0 | 0 |
| Jabril Cox | P | P | P | P | P | P | P | IR | IR | IR | IR | IR | IR | IR | IR | IR | IR | 7 | 0 | 0 | 0 |
| Tyler Coyle | PS | PS | PS | PS | PS | PS | PS | PS | PS | PS | PS | PS | PS | PS | PS | PS/C19 | P | 2 | 0 | 0 | 0 |
| Trevon Diggs | LCB | LCB | LCB | LCB | LCB | LCB | LCB | LCB | LCB | LCB | LCB | LCB | LCB | LCB | LCB | LCB | I | 16 | 16 | 0 | 1 |
| Ben DiNucci | PS | PS | PS | PS | PS | PS | PS | PS | PS | PS | PS | PS | PS | PS | PS | PS | PS | 0 | 0 | 0 | 0 |
| Rico Dowdle | IR | IR | IR | IR | IR | IR | IR | IR | IR | IR | IR | IR | IR | IR | IR | IR | IR | 0 | 0 | 0 | 0 |
| Ezekiel Elliott | RB | RB | RB | RB | RB | RB | RB | RB | RB | RB | RB | RB | RB | RB | RB | RB | RB | 17 | 17 | 0 | 0 |
| Austin Faoliu | PS | PS | PS | P | PS | PS | PS | PS | PS | PS | PS | PS | PS | PS | PS | PS | PS | 1 | 0 | 0 | 0 |
| Matt Farniok | P | P | P | P | P | P | D | DNP | P | P | D | P | D | P | P | D | P | 12 | 0 | 1 | 4 |
| Simi Fehoko | A | P | P | D | D | D | D | D | D | D | P | P | D | D | D | R/C19 | D | 5 | 0 | 0 | 11 |
| Robert Foster | PS | PS | PS | PS | PS | PS | PS | PS | PS | PS | R/C19 | R/C19 | PS | PS | PS | PS | PS | 0 | 0 | 0 | 0 |
| Neville Gallimore | IR | IR | IR | IR | IR | IR | IR | IR | IR | IR | IR | IR | DFR | P | LDT | LDT | LDT | 5 | 4 | 0 | 0 |
| Michael Gallup | P | IR | IR | IR | IR | IR | DFR | DFR | WR | WR | WR | WR | WR | WR | WR | WR | WR | 9 | 8 | 0 | 0 |
| Luke Gifford | D | P | P | P | P | P | P | P | P | P | P | P | P | P | P | P | P | 16 | 0 | 0 | 1 |
| Chauncey Golston | D | D | P | P | P | P | P | P | P | P | P | P | P | P | P | P | P | 15 | 0 | 0 | 2 |
| C.J. Goodwin | P | P | P | P | P | P | P | P | P | P | P | P | P | P | P | P | P | 17 | 0 | 0 | 0 |
| Randy Gregory | RDE | R/C19 | D | RDE | RDE | P | RDE | RDE | IR | IR | IR | IR | RDE | RDE | RDE | RDE | RDE | 12 | 11 | 0 | 0 |
| Will Grier | D | D | D | D | D | D | DNP | D | D | D | D | D | D | D | D | D | D | 0 | 0 | 1 | 16 |
| Lirim Hajrullahu | A | PS | A | A | A | A | A | A | P | PS | A | A | A | A | A | A | A | 1 | 0 | 0 | 0 |
| Justin Hamilton | PS | PS | P | P | PS | PS | P | P | P | P | P | P | A | P | PS | A | A | 9 | 0 | 0 | 0 |
| JaQuan Hardy | PS | PS | PS | PS | PS | PS | PS | PS | PS | PS | PS | PS | PS | P | P | PS/C19 | PS | 3 | 0 | 0 | 0 |
| Trysten Hill | R/PUP | R/PUP | R/PUP | R/PUP | R/PUP | R/PUP | R/PUP | R/PUP | P | P | P | R/SUS | P | R/C19 | R/C19 | P | P | 6 | 0 | 0 | 0 |
| Malik Hooker | D | SS | P | P | NCB | P | P | P | P | P | P | P | P | P | P | R/C19 | SS | 15 | 3 | 0 | 1 |
| Mitch Hyatt | IR | IR | IR | IR | IR | IR | IR | IR | IR | IR | IR | IR | IR | IR | IR | IR | IR | 0 | 0 | 0 | 0 |
| Blake Jarwin | TE | TE | TE | TE | P | P | TE | IR | IR | IR | IR | IR | R/C19 | IR | IR | IR | IR | 8 | 5 | 0 | 0 |
| Braylon Jones | PS | PS | PS | PS | PS | PS | PS | PS | PS | PS | PS | PS | PS | PS | PS | PS | PS | 0 | 0 | 0 | 0 |
| Kelvin Joseph | IR | IR | IR | IR | IR | IR | P | P | P | D | P | P | P | P | P | RCB | RCB | 10 | 2 | 0 | 1 |
| Azur Kamara | D | P | P | P | P | P | D | P | P | P | P | D | D | D | D | A | A | 9 | 0 | 0 | 5 |
| Damontae Kazee | FS | FS | FS | FS | FS | FS | FS | FS | P | P | FS | FS | FS | FS | FS | FS | FS | 17 | 15 | 0 | 0 |
| Jayron Kearse | P | NCB | SS | SS | SS | SS | SS | SS | SS | SS | SS | SS | SS | SS | SS | SS | R/C19 | 16 | 15 | 0 | 0 |
| Brandon Knight | R/C19 | DNP | P | DNP | D | A | A | A | A | A | A | A | A | A | A | A | A | 1 | 0 | 2 | 1 |
| CeeDee Lamb | WR | WR | WR | WR | WR | WR | WR | WR | WR | WR | I | WR | P | P | P | WR | WR | 16 | 13 | 0 | 1 |
| DeMarcus Lawrence | LDE | IR | IR | IR | IR | IR | IR | IR | IR | IR | DFR | RDE | LDE | LDE | LDE | LDE | LDE | 7 | 7 | 0 | 0 |
| Jourdan Lewis | CB | P | NCB | NCB | P | P | NCB | NCB | NCB | NCB | NCB | NCB | NCB | NCB | NCB | R/C19 | NCB | 16 | 13 | 0 | 0 |
| Zack Martin | R/C19 | RG | RG | RG | RG | RG | RG | RG | RG | RG | RG | RG | RG | RG | RG | RG | RG | 16 | 16 | 0 | 0 |
| Connor McGovern | LG | P | P | P | P | P | P | DNP | P | LG | LG | LG | LG | P | P | P | P | 16 | 6 | 1 | 0 |
| Sean McKeon | IR | IR | IR | IR | IR | IR | DFR | P | P | TE | TE | TE | D | P | P | P | P | 9 | 2 | 0 | 1 |
| Jake McQuaide | P | P | P | P | P | P | P | P | P | P | P | P | P | P | P | P | P | 17 | 0 | 0 | 0 |
| Osirus Mitchell | PS | PSI | PSI | PSI | PSI | PSI | PSI | PSI | PSI | PS | PS | PS | PS | PS | PS | A | A | 0 | 0 | 0 | 0 |
| Israel Mukuamu | D | DNP | P | D | D | D | D | D | D | D | P | P | D | D | D | D | P | 4 | 0 | 1 | 12 |
| Keanu Neal | MLB | P | R/C19 | R/C19 | P | OLB | P | P | P | MLB | MLB | P | P | P | P | R/C19 | OLB | 14 | 5 | 0 | 0 |
| Hunter Niswander | IR | IR | IR | IR | IR | IR | IR | IR | IR | IR | IR | IR | IR | IR | IR | R/C19 | R/C19 | 0 | 0 | 0 | 0 |
| Ty Nsekhe | P | I | I | I | DNP | P | P | DNP | P | P | P | P | P | P | P | P | P | 12 | 0 | 2 | 3 |
| Osa Odighizuwa | LDT | LDT | LDT | LDT | LDT | P | LDT | LDT | LDT | LDT | RT | RT | RT | R/C19 | P | P | P | 16 | 12 | 0 | 0 |
| Sewo Olonilua | IR | IR | IR | IR | IR | IR | IR | IR | IR | IR | IR | IR | IR | IR | IR | IR | IR | 0 | 0 | 0 | 0 |
| Micah Parsons | OLB | LDE | LDE | OLB | OLB | OLB | OLB | OLB | OLB | LDE | RDE | OLB | OLB | OLB | OLB | OLB | R/C19 | 16 | 16 | 0 | 0 |
| Tony Pollard | P | P | P | P | P | P | P | P | P | P | P | P | I | P | P | P | I | 15 | 0 | 0 | 2 |
| Dak Prescott | QB | QB | QB | QB | QB | QB | I | QB | QB | QB | QB | QB | QB | QB | QB | QB | QB | 16 | 16 | 0 | 1 |
| Nick Ralston | PS | PS | P | P | P | P | PS | PS | PS | PS | PS | PS | PS | PS | PS | PS | PS | 4 | 0 | 0 | 0 |
| Damion Ratley | A | A | PS | PS | PS | PS | PS | PS | PS | A | A | A | A | A | A | A | A | 0 | 0 | 0 | 0 |
| Reggie Robinson | IR | IR | IR | IR | IR | IR | IR | IR | IR | IR | IR | IR | IR | IR | IR | IR | IR | 0 | 0 | 0 | 0 |
| Cooper Rush | DNP | DNP | P | DNP | DNP | DNP | QB | DNP | P | DNP | DNP | DNP | DNP | DNP | P | DNP | P | 5 | 1 | 12 | 0 |
| Dalton Schultz | TE | TE | TE | TE | TE | TE | TE | TE | TE | TE | TE | TE | P | TE | TE | TE | P | 17 | 15 | 0 | 0 |
| Brandon Smith | PS | PS | PS | PS | PS | PS | PS | PS | PS | PS | PS | PS | PS | PS | PS | PS | PS | 0 | 0 | 0 | 0 |
| Jaylon Smith | P | MLB | MLB | P | A | A | A | A | A | A | A | A | A | A | A | A | A | 4 | 2 | 0 | 0 |
| Tyron Smith | LT | LT | LT | LT | LT | LT | LT | I | I | I | LT | LT | LT | I | I | I | R/C19 | 11 | 11 | 0 | 5 |
| Breeland Spears | PS | PS | PS | PS | PS | PS | PS | PS | PS | PS | PS | PS | A | A | A | A | A | 0 | 0 | 0 | 0 |
| Jeremy Sprinkle | P | P | P | P | P | P | P | P | P | P | P | P | TE | TE | TE | P | TE | 17 | 14 | 0 | 0 |
| Terence Steele | P | RT | RT | RT | RT | RT | RT | LT | LT | RT | RT | R/C19 | P | LT | LT | P | LT | 16 | 13 | 0 | 0 |
| Darian Thompson | P | PSI | PSI | PSI | PSI | PSI | PSI | PSI | PSI | PSI | PSI | PS | P | P | P | P | PS/C19 | 5 | 0 | 0 | 0 |
| Malik Turner | IR | IR | IR | P | P | P | P | P | P | P | P | P | P | P | P | P | P | 14 | 0 | 0 | 0 |
| Brent Urban | P | P | RDT | RDT | RDT | RDE | IR | IR | IR | IR | IR | IR | IR | IR | IR | IR | IR | 6 | 4 | 0 | 0 |
| Leighton Vander Esch | P | OLB | OLB | MLB | MLB | MLB | MLB | MLB | MLB | OLB | OLB | MLB | MLB | MLB | MLB | MLB | MLB | 17 | 16 | 0 | 0 |
| T.J. Vasher | R/NFI | R/NFI | R/NFI | R/NFI | R/NFI | R/NFI | R/NFI | R/NFI | R/NFI | R/NFI | R/C19 | R/NFI | R/NFI | R/NFI | R/NFI | R/NFI | R/NFI | 0 | 0 | 0 | 0 |
| Carlos Watkins | RDT | RDT | I | I | P | RDT | RDT | RDT | RDT | RDT | LDT | LDT | LDT | RDT | RDT | RDT | RDT | 15 | 14 | 0 | 2 |
| Connor Williams | LG | LG | LG | LG | LG | LG | LG | LG | LG | P | P | P | P | P | P | P | P | 17 | 14 | 0 | 0 |
| Cedrick Wilson | P | P | P | P | WR | WR | P | WR | P | P | WR | I | P | P | P | P | P | 16 | 4 | 0 | 1 |
| Donovan Wilson | SS | I | I | I | I | P | P | P | P | FS | FS | IR | IR | IR | DFR | P | P | 9 | 3 | 0 | 4 |
| Nahshon Wright | P | P | P | P | P | P | P | P | P | P | I | P | R/C19 | R/C19 | D | P | P | 13 | 1 | 0 | 2 |
| Greg Zuerlein | P | P | P | P | P | P | P | P | P | R/C19 | P | P | P | P | P | P | P | 16 | 0 | 0 | 0 |

LEGEND:
Position abbreviation indicated start, P=Played, DNP=Did Not Play, D=Inactive, I=Inactive/Injured, R/C19=Reserve/COVID-19,

GAME-BY-GAME STARTERS AND INACTIVES

2021 REGULAR SEASON

OFFENSE

| DATE | OPPONENT | WR | LT | LG | C | RG | RT | TE | WR | WR | QB | FB | RB |
|-------|------------------|-----------|-----------|-------------|------------|-------------|------------|-------------------------|-----------|-----------|-------------|-------------|------------|
| 9/9 | at Tampa Bay | C. Lamb | T. Smith | C. Williams | T. Biadasz | C. McGovern | L. Collins | D. Schultz/ B. Jarwin | | A. Cooper | D. Prescott | | E. Elliott |
| 9/19 | at L.A. Chargers | C. Lamb | T. Smith | C. Williams | T. Biadasz | Z. Martin | T. Steele | D. Schultz/ B. Jarwin | | A. Cooper | D. Prescott | | E. Elliott |
| 9/27 | Philadelphia | C. Lamb | T. Smith | C. Williams | T. Biadasz | Z. Martin | T. Steele | D. Schultz/ B. Jarwin | | A. Cooper | D. Prescott | | E. Elliott |
| 10/3 | Carolina | C. Lamb | T. Smith | C. Williams | T. Biadasz | Z. Martin | T. Steele | D. Schultz/ B. Jarwin | | A. Cooper | D. Prescott | | E. Elliott |
| 10/10 | N.Y. Giants | C. Lamb | T. Smith | C. Williams | T. Biadasz | Z. Martin | T. Steele | D. Schultz | C. Wilson | A. Cooper | D. Prescott | | E. Elliott |
| 10/17 | at New England | C. Lamb | T. Smith | C. Williams | T. Biadasz | Z. Martin | T. Steele | D. Schultz | A. Cooper | C. Wilson | D. Prescott | | E. Elliott |
| 10/31 | at Minnesota | C. Lamb | T. Smith | C. Williams | T. Biadasz | Z. Martin | T. Steele | D. Schultz/ B. Jarwin | | A. Cooper | C. Rush | | E. Elliott |
| 11/7 | Denver | C. Lamb | T. Steele | C. Williams | T. Biadasz | Z. Martin | L. Collins | D. Schultz | C. Wilson | A. Cooper | D. Prescott | | E. Elliott |
| 11/14 | Atlanta | C. Lamb | T. Steele | C. Williams | T. Biadasz | Z. Martin | L. Collins | D. Schultz | A. Cooper | M. Gallup | D. Prescott | | E. Elliott |
| 11/21 | at Kansas City | C. Lamb | T. Steele | C. McGovern | T. Biadasz | Z. Martin | L. Collins | D. Schultz | N. Brown | M. Gallup | D. Prescott | | E. Elliott |
| 11/25 | Las Vegas | C. Wilson | T. Smith | C. McGovern | T. Biadasz | Z. Martin | T. Steele | D. Schultz/ S. McKeon | | M. Gallup | D. Prescott | | E. Elliott |
| 12/2 | at New Orleans | C. Lamb | T. Smith | C. McGovern | T. Biadasz | Z. Martin | L. Collins | S. McKeon/ D. Schultz | | M. Gallup | D. Prescott | | E. Elliott |
| 12/12 | at Washington | A. Cooper | T. Smith | C. McGovern | T. Biadasz | Z. Martin | L. Collins | J. Sprinkle | | M. Gallup | D. Prescott | C. Williams | E. Elliott |
| 12/19 | at N.Y. Giants | A. Cooper | T. Steele | C. Williams | T. Biadasz | Z. Martin | L. Collins | D. Schultz/ J. Sprinkle | | M. Gallup | D. Prescott | | E. Elliott |
| 12/26 | Washington | A. Cooper | T. Steele | C. Williams | T. Biadasz | Z. Martin | L. Collins | D. Schultz/ J. Sprinkle | | M. Gallup | D. Prescott | | E. Elliott |
| 1/2 | Arizona | A. Cooper | T. Smith | C. Williams | T. Biadasz | Z. Martin | L. Collins | D. Schultz | C. Lamb | M. Gallup | D. Prescott | | E. Elliott |
| 1/8 | at Philadelphia | A. Cooper | T. Steele | C. Williams | T. Biadasz | Z. Martin | L. Collins | J. Sprinkle | | C. Lamb | D. Prescott | C. McGovern | E. Elliott |

2021 REGULAR SEASON

DEFENSE

| DATE | OPPONENT | LDE | LDT | RDT | RDE | OLB | MLB | OLB | LCB | NICKEL | RCB | SS | FS |
|-------|------------------|--------------|----------------------|----------------------|-------------------|-------------------|----------------|---------|------------------|-----------|------------------|-----------|-----------|
| 9/9 | at Tampa Bay | D. Lawrence | <u>O. Odighizuwa</u> | C. Watkins | R. Gregory | <u>M. Parsons</u> | K. Neal | | T. Diggs | J. Lewis | A. Brown | D. Wilson | D. Kazee |
| 9/19 | at L.A. Chargers | M. Parsons | <u>O. Odighizuwa</u> | C. Watkins | D. Armstrong | L. Vander Esch | J. Smith | | T. Diggs | J. Kearse | A. Brown | M. Hooker | D. Kazee |
| 9/27 | Philadelphia | M. Parsons | <u>O. Odighizuwa</u> | B. Urban | R. Gregory | L. Vander Esch | J. Smith | | T. Diggs | J. Lewis | A. Brown | J. Kearse | D. Kazee |
| 10/3 | Carolina | T. Basham | <u>O. Odighizuwa</u> | B. Urban | R. Gregory | <u>M. Parsons</u> | L. Vander Esch | | T. Diggs | J. Lewis | A. Brown | J. Kearse | D. Kazee |
| 10/10 | N.Y. Giants | T. Basham | <u>O. Odighizuwa</u> | B. Urban | R. Gregory | <u>M. Parsons</u> | L. Vander Esch | | T. Diggs | M. Hooker | A. Brown | J. Kearse | D. Kazee |
| 10/17 | at New England | T. Basham | <u>Q. Bohanna</u> | C. Watkins | B. Urban | <u>M. Parsons</u> | L. Vander Esch | K. Neal | T. Diggs | J. Lewis | A. Brown | J. Kearse | D. Kazee |
| 10/31 | at Minnesota | T. Basham | <u>O. Odighizuwa</u> | C. Watkins | R. Gregory | <u>M. Parsons</u> | L. Vander Esch | | T. Diggs | J. Lewis | A. Brown | J. Kearse | D. Kazee |
| 11/7 | Denver | T. Basham | <u>O. Odighizuwa</u> | C. Watkins | R. Gregory | <u>M. Parsons</u> | L. Vander Esch | | T. Diggs | J. Lewis | A. Brown | J. Kearse | D. Kazee |
| 11/14 | Atlanta | T. Basham | <u>O. Odighizuwa</u> | C. Watkins | D. Armstrong | <u>M. Parsons</u> | L. Vander Esch | | T. Diggs | J. Lewis | A. Brown | J. Kearse | D. Wilson |
| 11/21 | at Kansas City | M. Parsons | <u>O. Odighizuwa</u> | C. Watkins | D. Armstrong | L. Vander Esch | K. Neal | | T. Diggs | J. Lewis | A. Brown | J. Kearse | D. Wilson |
| 11/25 | Las Vegas | D. Armstrong | C. Watkins | <u>O. Odighizuwa</u> | <u>M. Parsons</u> | L. Vander Esch | K. Neal | | T. Diggs | J. Lewis | A. Brown | J. Kearse | D. Kazee |
| 12/2 | at New Orleans | D. Lawrence | C. Watkins | <u>O. Odighizuwa</u> | D. Armstrong | <u>M. Parsons</u> | L. Vander Esch | | T. Diggs | J. Lewis | A. Brown | J. Kearse | D. Kazee |
| 12/12 | at Washington | D. Lawrence | C. Watkins | <u>O. Odighizuwa</u> | R. Gregory | <u>M. Parsons</u> | L. Vander Esch | | T. Diggs | J. Lewis | A. Brown | J. Kearse | D. Kazee |
| 12/19 | at N.Y. Giants | D. Lawrence | N. Gallimore | C. Watkins | R. Gregory | <u>M. Parsons</u> | L. Vander Esch | | T. Diggs | J. Lewis | A. Brown | J. Kearse | D. Kazee |
| 12/26 | Washington | D. Lawrence | N. Gallimore | C. Watkins | R. Gregory | <u>M. Parsons</u> | L. Vander Esch | | T. Diggs | A. Brown | <u>K. Joseph</u> | J. Kearse | D. Kazee |
| 1/2 | Arizona | D. Lawrence | N. Gallimore | C. Watkins | R. Gregory | <u>M. Parsons</u> | L. Vander Esch | | T. Diggs | J. Lewis | A. Brown | J. Kearse | D. Kazee |
| 1/8 | at Philadelphia | D. Lawrence | N. Gallimore | C. Watkins | R. Gregory | K. Neal | L. Vander Esch | | <u>N. Wright</u> | J. Lewis | <u>K. Joseph</u> | M. Hooker | D. Kazee |

Rookies underlined.

2021 REGULAR SEASON INACTIVES

| DATE | OPPONENT | 1 | 2 | 3 | 4 | 5 | 6 | 7 |
|-------|------------------|-------------------|-------------------|-------------------|-------------------|-------------------|--------------------|-------------------|
| 9/9 | at Tampa Bay | N. Brown | L. Gifford | <u>C. Golston</u> | W. Grier | M. Hooker | A. Kamara | <u>I. Mukuamu</u> |
| 9/19 | at L.A. Chargers | <u>C. Golston</u> | W. Grier | T. Nsekhe-I | D. Wilson-I | | | |
| 9/27 | Philadelphia | D. Armstrong-I | W. Grier | T. Nsekhe-I | C. Watkins-I | D. Wilson-I | | |
| 10/3 | Carolina | D. Armstrong-I | <u>S. Fehoko</u> | W. Grier | <u>I. Mukuamu</u> | T. Nsekhe-I | C. Watkins-I | D. Wilson-I |
| 10/10 | N.Y. Giants | D. Armstrong-I | <u>S. Fehoko</u> | W. Grier | B. Knight | <u>I. Mukuamu</u> | D. Wilson-I | |
| 10/17 | at New England | B. Anae | D. Armstrong-I | <u>S. Fehoko</u> | W. Grier | <u>I. Mukuamu</u> | | |
| 10/31 | at Minnesota | <u>M. Farniok</u> | <u>S. Fehoko</u> | A. Kamara | <u>I. Mukuamu</u> | D. Prescott-I | | |
| 11/7 | Denver | <u>S. Fehoko</u> | W. Grier | <u>I. Mukuamu</u> | T. Smith-I | | | |
| 11/14 | Atlanta | <u>Q. Bohanna</u> | <u>S. Fehoko</u> | W. Grier | <u>I. Mukuamu</u> | T. Smith-I | | |
| 11/21 | at Kansas City | <u>S. Fehoko</u> | W. Grier | <u>K. Joseph</u> | <u>I. Mukuamu</u> | T. Smith-I | <u>N. Wright-I</u> | |
| 11/25 | Las Vegas | <u>M. Farniok</u> | W. Grier | C. Lamb-I | | | | |
| 12/2 | at New Orleans | W. Grier | A. Kamara | C. Wilson-I | | | | |
| 12/12 | at Washington | <u>M. Farniok</u> | <u>S. Fehoko</u> | W. Grier | A. Kamara | S. McKeon | <u>I. Mukuamu</u> | T. Pollard-I |
| 12/19 | at N.Y. Giants | <u>S. Fehoko</u> | W. Grier | A. Kamara | <u>I. Mukuamu</u> | T. Smith-I | <u>N. Wright</u> | |
| 12/26 | Washington | K. Brown | W. Grier | <u>I. Mukuamu</u> | T. Smith-I | | | |
| 1/2 | Arizona | M. Canady | <u>M. Farniok</u> | <u>S. Fehoko</u> | W. Grier | <u>I. Mukuamu</u> | | |
| 1/8 | at Philadelphia | <u>Q. Bohanna</u> | T. Diggs-I | <u>S. Fehoko</u> | W. Grier | T. Pollard-I | | |

"I" denotes injury

GAME-BY-GAME CAPTAINS AND ELEVATIONS

2021 REGULAR SEASON - CAPTAINS

| DATE | OPPONENT | OFFENSE | DEFENSE | SPECIAL TEAMS |
|-------|------------------|-----------------|----------------------|-----------------|
| 9/9 | at Tampa Bay | Dak Prescott | Randy Gregory | Darian Thompson |
| 9/19 | at L.A. Chargers | Tyron Smith | Dorance Armstrong | Cedrick Wilson |
| 9/27 | Philadelphia | Ezekiel Elliott | Damontae Kazee | Corey Clement |
| 10/3 | Carolina | Zack Martin | Jaylon Smith | Luke Gifford |
| 10/10 | N.Y. Giants | CeeDee Lamb | Jourdan Lewis | Noah Brown |
| 10/17 | at New England | Dak Prescott | Leighton Vander Esch | C.J. Goodwin |
| 10/31 | at Minnesota | Dalton Schultz | Jayron Kearse | Tony Pollard |
| 11/7 | Denver | Amari Cooper | Randy Gregory | Jeremy Sprinkle |
| 11/14 | Atlanta | Tyler Biadasz | Anthony Brown | Malik Turner |
| 11/21 | at Kansas City | Terence Steele | Donovan Wilson | Francis Bernard |
| 11/25 | Las Vegas | Zack Martin | Carlos Watkins | Jake McQuaide |
| 12/2 | at New Orleans | Dak Prescott | Micah Parsons | Bryan Anger |
| 12/12 | at Washington | Michael Gallup | Trevon Diggs | Greg Zuerlein |
| 12/19 | at N.Y. Giants | La'el Collins | DeMarcus Lawrence | Darian Thompson |
| 12/26 | Washington | Tony Pollard | Neville Gallimore | Jeremy Sprinkle |
| 1/2 | Arizona | Connor Williams | Malik Hooker | Jake McQuaide |
| 1/8 | at Philadelphia | Noah Brown | Keanu Neal | Sean McKeon |

GAME-BY-GAME ELEVATIONS

| Date | Opponent | STANDARD ELEVATION | COVID-19 REPLACEMENT | Reserve/COVID-19 |
|--------|----------------|-------------------------|----------------------------|--|
| 9/9 | @ Tampa Bay | J. Sprinkle D. Thompson | Not Eligible | B. Knight/Z. Martin |
| 9/19 | @ LA Chargers | ---- | J. Sprinkle | R. Gregory |
| 9/27 | PHILADELPHIA | N. Ralston | J. Hamilton J. Sprinkle | B. Anae/K. Neal |
| 10/3 | CAROLINA | A. Faolui J. Hamilton | N. Ralston J. Sprinkle | B. Anae/K. Neal |
| 10/10 | N.Y. GIANTS | N. Ralston J. Sprinkle | ---- | ---- |
| 10/17 | @ New England | ---- | ---- | ---- |
| 10/31 | @ Minnesota | J. Hamilton | ---- | ---- |
| 11/7 | DENVER | ---- | ---- | ---- |
| 11/14 | ATLANTA | ---- | L. Hajrullahu | G. Zuerlein |
| 11/21 | @ Kansas City | K. Brown | D. Burton | A. Cooper |
| 11/25 | LAS VEGAS | ---- | ---- | A. Cooper |
| 12/2 | @ New Orleans | ---- | T. Coyle | T. Steele/N. Wright |
| 12/12 | @ Washington | I.unting J. Hardy | D. Thompson | N. Wright |
| 12/19 | @ N.Y. Giants | J. Hardy | J. Hamilton D. Thompson | T. Hill/O. Odighizuwa |
| 12/26 | WASHINGTON | ---- | K. Brown D. Thompson | T. Hill/M. Hooker/ J. Lewis/S. |
| 1/2/22 | ARIZONA | ---- | D. Thompson | F. Bernard/Q. Bohanna/K. Neal |
| 1/8/22 | @ Philadelphia | ---- | T. Coyle J. Hardy I. Smith | F. Bernard/A. Brown/J. Kearse/ M. Parsons/T. Smith |

2021 DALLAS COWBOYS UNOFFICIAL DEPTH CHART

(As of January 11, 2022)

OFFENSE

| | | | | |
|-----------|--------------------|--------------------|------------------------|----------------|
| WR | 19 Amari Cooper | 17 Malik Turner | | |
| LT | 77 [Tyron Smith] | 78 Terence Steele | | |
| LG | 52 Connor Williams | 66 Connor McGovern | | |
| C | 63 Tyler Biadasz | 66 Connor McGovern | 68 <u>Matt Farniok</u> | |
| RG | 70 Zack Martin | 66 Connor McGovern | | |
| RT | 71 La'el Collins | 79 Ty Nsekhe | | |
| TE | 86 Dalton Schultz | 89 Blake Jarwin | 87 Jeremy Sprinkle | 84 Sean McKeon |
| WR | 88 CeeDee Lamb | 81 Simi Fehoko | | |
| WR | 1 Cedrick Wilson | 85 Noah Brown | | |
| QB | 4 Dak Prescott | 10 Cooper Rush | | |
| RB | 21 Ezekiel Elliott | 20 Tony Pollard | 32 Corey Clement | |

DEFENSE

| | | | | |
|------------|---------------------------|--------------------------|----------------------------|--|
| LDE | 90 DeMarcus Lawrence | 93 Tarell Basham | | |
| LDT | 96 Neville Gallimore | 72 Trysten Hill | 98 <u>Quinton Bohanna</u> | |
| RDT | 91 Carlos Watkins | 97 <u>Osa Odighizuwa</u> | | |
| RDE | 94 Randy Gregory | 92 Dorance Armstrong | 59 <u>Chauncey Golston</u> | |
| OLB | 11 <u>[Micah Parsons]</u> | | | |
| MLB | 42 Keanu Neal | 57 Luke Gifford | | |
| OLB | 55 Leighton Vander Esch | 53 [Francis Bernard] | | |
| LCB | 7 Trevon Diggs | 25 <u>Nahshon Wright</u> | 29 C.J. Goodwin | |
| NCB | 26 Jourdan Lewis | 31 Maurice Canady | | |
| RCB | 30 Anthony Brown | 24 <u>Kelvin Joseph</u> | | |
| SS | 27 [Jayron Kearse] | 28 Malik Hooker | | |
| FS | 18 Damontae Kazee | 6 Donovan Wilson | 38 <u>Israel Mukuamu</u> | |

SPECIALISTS

| | | |
|-----------|------------------|------------------|
| K | 2 Greg Zuerlein | |
| P | 5 Bryan Anger | |
| LS | 44 Jake McQuaide | |
| H | 5 Bryan Anger | |
| KR | 20 Tony Pollard | 32 Corey Clement |
| PR | 88 CeeDee Lamb | 1 Cedrick Wilson |

[Injured Players]

PRONUNCIATION GUIDE

| | | | |
|-------------------------|---------------------|----------------------|----------------|
| Dorance Armstrong | DOOR-intz | Sean McKeon | muh-CUE-in |
| Tyler Biadasz | bee-AH-dish | Jake McQuaide | Mc-KWAYD |
| Quinton Bohanna | boe-HAN-ah | Israel Mukuamu | moo-KWAH-moo |
| Corey Clement | CLEM-ent | Ty Nsekhe | en-SECK-he |
| La'el Collins | luhEL | Osa Odighizuwa | oh-DIGGY-zoowa |
| Matt Farniok | FAR-nee-ack | Malik Turner | muh-LEEK |
| Simi Fehoko | SIM-ee FAY-hoko | Nahshon Wright | nuh-SHAWN |
| Damontae Kazee | duh-MON-tay KAY-zee | Greg Zuerlein | ZURR-line |
| Jayron Kearsae | JAY-RON | | |

COACHING STAFF

HEAD COACH: Mike McCarthy

ASSISTANTS: Jeff Blasko (Assistant Offensive Line), Matt Daniels (Assistant Special Teams), Rob Davis (Assistant Head Coach), Aden Durde (Defensive Line), George Edwards (Senior Defensive Assistant), John Fassel (Special Teams Coordinator), Ryan Feder (Quality Control Analytics), Al Harris (Defensive Backs), Chase Haslett (Quality Control/Offense), Adam Henry (Wide Receivers), Leon Lett (Assistant Defensive Line), Cannon Matthews (Quality Control/Defense), Scott McCurley (Linebackers), Kellen Moore (Offensive Coordinator), Harold Nash (Strength & Conditioning Coordinator), Doug Nussmeier (Quarterbacks), Skip Peete (Running Backs), Joe Philbin (Offensive Line), Dan Quinn (Defensive Coordinator), Justin Rudd (Video/Analytics), Eric Simonelli (Quality Control Analytics), Cedric Smith (Assistant Strength & Conditioning), Kendall Smith (Assistant Strength & Conditioning), Scott Tolzien (Offensive Assistant), Kyle Valero (Quality Control Analytics), Lunda Wells (Tight Ends), Joe Whitt (Secondary/Defensive Pass Game Coordinator).

2021 DALLAS COWBOYS ALPHABETICAL ROSTER

| NO. | NAME | POS | HT | WT | DOB | EXP | COLLEGE | HOMETOWN | GP | GS | DNP | IA |
|--------------------------------------|-----------------------|-----|------|-----|------------|-----|----------------------|------------------------|----|----|-----|----|
| 5 | Anger, Bryan | P | 6-3 | 205 | 10/6/1988 | 10 | California | Camrillo, Calif. | 0 | 0 | 0 | 0 |
| 92 | Armstrong, Dorance | DE | 6-4 | 260 | 6/10/1997 | 4 | Kansas | Houston, Texas | 0 | 0 | 0 | 0 |
| 93 | Basham, Tarell | DE | 6-4 | 266 | 3/18/1994 | 5 | Ohio | Rocky Mount, Va. | 0 | 0 | 0 | 0 |
| 63 | Biadasz, Tyler | C | 6-4 | 317 | 11/20/1997 | 2 | Wisconsin | Amherst, Wisc. | 0 | 0 | 0 | 0 |
| 98 | Bohanna, Quinton | DT | 6-4 | 327 | 3/16/1999 | R | Kentucky | Memphis, Tenn. | 0 | 0 | 0 | 0 |
| 30 | Brown, Anthony | CB | 5-11 | 188 | 12/16/1993 | 6 | Purdue | Tampa, Fla. | 0 | 0 | 0 | 0 |
| 85 | Brown, Noah | WR | 6-2 | 215 | 1/6/1996 | 5 | Ohio State | Flanders, N.J. | 0 | 0 | 0 | 0 |
| 31 | Canady, Maurice | CB | 6-1 | 193 | 5/26/1994 | 5 | Virginia | Richmond, Va. | 0 | 0 | 0 | 0 |
| 32 | Clement, Corey | RB | 5-10 | 220 | 11/2/1994 | 5 | Wisconsin | Glassboro, N.J. | 0 | 0 | 0 | 0 |
| 71 | Collins, La'el | T | 6-4 | 323 | 7/26/1993 | 7 | Louisiana State | Baton Rouge, La. | 0 | 0 | 0 | 0 |
| 19 | Cooper, Amari | WR | 6-1 | 225 | 6/17/1994 | 7 | Alabama | Miami, Fla. | 0 | 0 | 0 | 0 |
| 7 | Diggs, Trevon | CB | 6-1 | 203 | 9/20/1998 | 2 | Alabama | Gaithersburg, Md. | 0 | 0 | 0 | 0 |
| 21 | Elliott, Ezekiel | RB | 6-0 | 228 | 7/22/1995 | 6 | Ohio State | St. Louis, Mo. | 0 | 0 | 0 | 0 |
| 68 | Farniok, Matt | G | 6-5 | 311 | 9/26/1997 | R | Nebraska | Sioux Falls, S.D. | 0 | 0 | 0 | 0 |
| 81 | Fehoko, Simi | WR | 6-4 | 222 | 11/5/1997 | R | Nebraska | Sandy, Utah | 0 | 0 | 0 | 0 |
| 96 | Gallimore, Neville | DT | 6-2 | 307 | 1/17/1997 | 2 | Oklahoma | Ottawa, Ontario | 0 | 0 | 0 | 0 |
| 57 | Gifford, Luke | LB | 6-3 | 245 | 8/28/1995 | 3 | Nebraska | Lincoln, Neb. | 0 | 0 | 0 | 0 |
| 59 | Golston, Chauncey | DE | 6-5 | 268 | 2/10/1998 | R | Iowa | Detroit, Mich. | 0 | 0 | 0 | 0 |
| 29 | Goodwin, C.J. | CB | 6-3 | 187 | 2/4/1990 | 6 | California (PA) | Wheeling, W.V. | 0 | 0 | 0 | 0 |
| 94 | Gregory, Randy | DE | 6-5 | 260 | 11/23/1992 | 4 | Nebraska | Jacksonville, Fla. | 0 | 0 | 0 | 0 |
| 72 | Hill, Trysten | DT | 6-3 | 305 | 3/25/1998 | 3 | Central Florida | Lee, Fla. | 0 | 0 | 0 | 0 |
| 28 | Hooker, Malik | FS | 6-1 | 212 | 4/2/1996 | 5 | Ohio State | New Castle, Pa. | 0 | 0 | 0 | 0 |
| 89 | Jarwin, Blake | TE | 6-5 | 250 | 7/16/1994 | 5 | Oklahoma State | Tuttle, Okla. | 0 | 0 | 0 | 0 |
| 24 | Joseph, Kelvin | CB | 5-11 | 197 | 11/11/1999 | R | Kentucky | Baton Rouge, La. | 0 | 0 | 0 | 0 |
| 18 | Kazee, Damontae | S | 5-11 | 174 | 6/5/1993 | 5 | San Diego State | San Bernardino, Calif. | 0 | 0 | 0 | 0 |
| 88 | Lamb, CeeDee | WR | 6-2 | 200 | 4/8/1999 | 2 | Oklahoma | Richmond, Texas | 0 | 0 | 0 | 0 |
| 90 | Lawrence, DeMarcus | DE | 6-3 | 250 | 4/28/1992 | 8 | Boise State | Aiken, S.C. | 0 | 0 | 0 | 0 |
| 26 | Lewis, Jourdan | CB | 5-10 | 186 | 8/31/1995 | 5 | Michigan | Detroit Mich. | 0 | 0 | 0 | 0 |
| 70 | Martin, Zack | G | 6-4 | 315 | 11/20/1990 | 8 | Notre Dame | Indianapolis, Ind. | 0 | 0 | 0 | 0 |
| 66 | McGovern, Connor | G | 6-5 | 315 | 11/3/1997 | 3 | Penn State | Larksville, Pa. | 0 | 0 | 0 | 0 |
| 84 | McKeon, Sean | TE | 6-3 | 255 | 12/28/1997 | 2 | Michigan | Dudley, Mass. | 0 | 0 | 0 | 0 |
| 44 | McQuaide, Jake | LS | 6-2 | 235 | 12/7/1987 | 11 | Ohio State | Cincinnati, Ohio | 0 | 0 | 0 | 0 |
| 38 | Mukuamu, Israel | S | 6-4 | 212 | 11/28/1999 | R | South Carolina | Charlotte, N.C. | 0 | 0 | 0 | 0 |
| 42 | Neal, Keanu | LB | 6-0 | 211 | 7/26/1995 | 5 | Florida | Bushnell, Fla. | 0 | 0 | 0 | 0 |
| 79 | Nsekhe, Ty | T | 6-8 | 330 | 10/27/1985 | 8 | Texas State | Austin, TX | 0 | 0 | 0 | 0 |
| 97 | Odighizuwa, Osa | DT | 6-2 | 282 | 8/13/1998 | R | UCLA | Dayton, Ohio | 0 | 0 | 0 | 0 |
| 20 | Pollard, Tony | RB | 6-0 | 210 | 4/30/1997 | 3 | Memphis | Memphis, Tenn. | 0 | 0 | 0 | 0 |
| 4 | Prescott, Dak | QB | 6-2 | 235 | 7/29/1993 | 6 | Mississippi State | Haughton, La. | 0 | 0 | 0 | 0 |
| 10 | Rush, Cooper | QB | 6-3 | 225 | 12/21/1993 | 4 | Central Michigan | Charlotte, Mich. | 0 | 0 | 0 | 0 |
| 86 | Schultz, Dalton | TE | 6-5 | 255 | 7/11/1996 | 4 | Stanford | South Jordan, Utah | 0 | 0 | 0 | 0 |
| 87 | Sprinkle, Jeremy | TE | 6-5 | 255 | 8/10/1994 | 5 | Arkansas | White Hall, Ark. | 0 | 0 | 0 | 0 |
| 78 | Steele, Terence | T | 6-6 | 320 | 6/4/1997 | 2 | Texas Tech | Cibola, Texas | 0 | 0 | 0 | 0 |
| 17 | Turner, Malik | WR | 6-2 | 202 | 1/30/1996 | 4 | Illinois | Springfield, Ill. | 0 | 0 | 0 | 0 |
| 55 | Vander Esch, Leighton | LB | 6-4 | 255 | 2/8/1996 | 4 | Boise State | Riggins, Idaho | 0 | 0 | 0 | 0 |
| 91 | Watkins, Carlos | DE | 6-3 | 297 | 12/5/1993 | 5 | Clemson | Mooreboro, N.C. | 0 | 0 | 0 | 0 |
| 52 | Williams, Connor | G | 6-5 | 320 | 5/12/1997 | 4 | Texas | Coppell, Texas | 0 | 0 | 0 | 0 |
| 1 | Wilson, Cedrick | WR | 6-2 | 195 | 11/21/1995 | 4 | Boise State | Memphis, Tenn. | 0 | 0 | 0 | 0 |
| 6 | Wilson, Donovan | S | 6-0 | 200 | 2/21/1995 | 3 | Texas A&M | Shreveport, La. | 0 | 0 | 0 | 0 |
| 25 | Wright, Nahshon | CB | 6-4 | 183 | 9/23/1998 | R | Oregon State | East Palo Alto, Calif. | 0 | 0 | 0 | 0 |
| 2 | Zuerlein, Greg | K | 6-0 | 195 | 12/27/1987 | 10 | Missouri Western | Lincoln, Neb. | 0 | 0 | 0 | 0 |
| PRACTICE SQUAD | | | | | | | | | | | | |
| 60 | Alarcon, Isaac | T | 6-6 | 325 | 7/27/1998 | 1 | Monterrey Tech | Monterrey, Mexico | 0 | 0 | 0 | 0 |
| 56 | Anae, Bradlee | DE | 6-3 | 260 | 1/17/1998 | 2 | Utah | Laie, Hawaii | 0 | 0 | 0 | 0 |
| 51 | Bond, Devante | LB | 6-1 | 236 | 7/3/1993 | 5 | Oklahoma | Sacramento, Calif. | 0 | 0 | 0 | 0 |
| 36 | Brown, Kyron | CB | 6-1 | 195 | 5/26/1996 | 2 | Akron | Boynton Beach, FL | 0 | 0 | 0 | 0 |
| 49 | Bunting, Ian | TE | 6-7 | 255 | 2/10/1996 | 2 | California | Hinsdale, Ill. | 0 | 0 | 0 | 0 |
| 76 | Collins, Aviante | T | 6-4 | 292 | 4/21/1993 | 3 | Texas Christian | | 0 | 0 | 0 | 0 |
| 39 | Coyle, Tyler | S | 6-0 | 209 | 12/31/1969 | R | Purdue | Windsor, Conn. | 0 | 0 | 0 | 0 |
| 3 | DiNucci, Ben | QB | 6-2 | 215 | 11/24/1996 | 2 | James Madison | Wexford, PA | 0 | 0 | 0 | 0 |
| 58 | Faoliu, Austin | DE | 6-3 | 287 | 1/9/1999 | R | Oregon | Santa Ana, Calif. | 0 | 0 | 0 | 0 |
| 83 | Foster, Robert | WR | 6-2 | 194 | 5/7/1994 | 4 | Alabama | Monaca, Pa. | 0 | 0 | 0 | 0 |
| 37 | Hardy, JaQuan | RB | 5-8 | 211 | 12/31/1997 | R | Tiffin | Westlake, Ohio | 0 | 0 | 0 | 0 |
| 62 | Jones, Braylon | C | 6-3 | 301 | 2/10/1998 | R | Houston | Tyler, Texas | 0 | 0 | 0 | 0 |
| 46 | Ralston, Nick | FB | 6-0 | 237 | 11/10/1996 | R | Louisiana | Argyle, Texas | 0 | 0 | 0 | 0 |
| 80 | Smith, Brandon | WR | 6-1 | 218 | 12/10/1998 | R | Iowa | Lake Cormorant, Miss. | 0 | 0 | 0 | 0 |
| 43 | Smith, Ito | RB | 5-9 | 195 | 9/11/1995 | 4 | Southern Mississippi | Mobile, AL | 0 | 0 | 0 | 0 |
| 23 | Thompson, Darian | S | 6-2 | 212 | 9/22/1993 | 6 | Boise State | Lancaster, Calif. | 0 | 0 | 0 | 0 |
| RESERVE/DESIGNATED FOR RETURN | | | | | | | | | | | | |
| 16 | Vasher, T.J. | WR | 6-6 | 215 | 8/29/1998 | R | Texas Tech | Wichita Falls, Texas | 0 | 0 | 0 | 0 |
| RESERVE/COVID-19 | | | | | | | | | | | | |
| 75 | Ball, Josh | T | 6-8 | 308 | 5/15/1998 | R | Marshall | Fredericksburg, Va. | 0 | 0 | 0 | 0 |
| 53 | Bernard, Francis | LB | 6-0 | 242 | 4/8/1995 | 2 | Utah | Herriman, Utah | 0 | 0 | 0 | 0 |
| 27 | Kearse, Jayron | S | 6-4 | 220 | 2/11/1994 | 5 | Clemson | Fort Myers, Fla. | 0 | 0 | 0 | 0 |
| 11 | Parsons, Micah | LB | 6-3 | 246 | 5/26/1999 | R | Penn State | Harrisburg, Pa. | 0 | 0 | 0 | 0 |
| 77 | Smith, Tyron | T | 6-5 | 305 | 12/12/1990 | 11 | Southern California | Moreno Valley, Calif. | 0 | 0 | 0 | 0 |
| RESERVE/INJURED | | | | | | | | | | | | |
| 14 | Cox, Jabril | LB | 6-3 | 233 | 4/16/1998 | R | Louisiana State | Kansas City, Mo. | 0 | 0 | 0 | 0 |
| 34 | Dowdle, Rico | RB | 5-11 | 215 | 6/14/1998 | 2 | South Carolina | Asheville, N.C. | 0 | 0 | 0 | 0 |
| 13 | Gallup, Michael | WR | 6-1 | 205 | 3/4/1996 | 4 | Colorado State | Monroe, Ga. | 0 | 0 | 0 | 0 |
| 15 | Grier, Will | QB | 6-1 | 220 | 4/3/1995 | 3 | West Virginia | Charlotte, N.C. | 0 | 0 | 0 | 0 |
| 65 | Hyatt, Mitch | T | 6-5 | 315 | 2/6/1997 | 2 | Clemson | Suwanee, Ga. | 0 | 0 | 0 | 0 |
| 7 | Niswander, Hunter | P | 6-4 | 243 | 11/26/1994 | 2 | Northwestern | Peninsula, Ohio | 0 | 0 | 0 | 0 |
| 45 | Olonilua, Sewo | FB | 6-3 | 235 | 11/27/1997 | 2 | Texas Christian | Kingwood, Texas | 0 | 0 | 0 | 0 |
| 41 | Robinson, Reggie | CB | 6-1 | 200 | 4/14/1997 | 2 | Tulsa | Cleburne, Texas | 0 | 0 | 0 | 0 |
| 95 | Urban, Brent | DE | 6-7 | 305 | 5/5/1991 | 8 | Virginia | Mississauga, Ont. | 0 | 0 | 0 | 0 |
| PRACTICE SQUAD/COVID-19 | | | | | | | | | | | | |
| 67 | Bronson, Josiah | DT | 6-3 | 300 | 7/3/1997 | R | Washington | Kent, Wash. | 0 | 0 | 0 | 0 |

2021 DALLAS COWBOYS NUMERICAL ROSTER

| NO. | NAME | POS | HT | WT | AGE | EXP | COLLEGE | HOW ACQ | GP | GS | DNP | IA |
|------------------------------------|----------------------|-----|------|-----|-----|-----|----------------------|--------------|----|----|-----|----|
| 1 | Cedrick Wilson | WR | 6-2 | 195 | 26 | 4 | Boise State | D6b-'18 | 0 | 0 | 0 | 0 |
| 2 | Greg Zuerlein | K | 6-0 | 195 | 34 | 10 | Missouri Western | UFA(LAR)-'20 | 0 | 0 | 0 | 0 |
| 4 | Dak Prescott | QB | 6-2 | 235 | 28 | 6 | Mississippi State | D4b-'16 | 0 | 0 | 0 | 0 |
| 5 | Bryan Anger | P | 6-3 | 205 | 33 | 10 | California | FA-'21 | 0 | 0 | 0 | 0 |
| 6 | Donovan Wilson | S | 6-0 | 200 | 26 | 3 | Texas A&M | D6-'19 | 0 | 0 | 0 | 0 |
| 7 | Trevon Diggs | CB | 6-1 | 203 | 23 | 2 | Alabama | D2-'20 | 0 | 0 | 0 | 0 |
| 10 | Cooper Rush | QB | 6-3 | 225 | 28 | 4 | Central Michigan | FA-'20 | 0 | 0 | 0 | 0 |
| 17 | Malik Turner | WR | 6-2 | 202 | 25 | 4 | Illinois | W(GB)-'20 | 0 | 0 | 0 | 0 |
| 18 | Damontae Kazee | S | 5-11 | 174 | 28 | 5 | San Diego State | UFA(ATI)-'21 | 0 | 0 | 0 | 0 |
| 19 | Amari Cooper | WR | 6-1 | 225 | 27 | 7 | Alabama | T(Oak)-'18 | 0 | 0 | 0 | 0 |
| 20 | Tony Pollard | RB | 6-0 | 210 | 24 | 3 | Memphis | D4a-'19 | 0 | 0 | 0 | 0 |
| 21 | Ezekiel Elliott | RB | 6-0 | 228 | 26 | 6 | Ohio State | D1-'16 | 0 | 0 | 0 | 0 |
| 24 | Kelvin Joseph | CB | 5-11 | 197 | 22 | R | Kentucky | D2-'21 | 0 | 0 | 0 | 0 |
| 25 | Nahshon Wright | CB | 6-4 | 183 | 23 | R | Oregon State | D3c-'21 | 0 | 0 | 0 | 0 |
| 26 | Jourdan Lewis | CB | 5-10 | 186 | 26 | 5 | Michigan | D3-'17 | 0 | 0 | 0 | 0 |
| 28 | Malik Hooker | FS | 6-1 | 212 | 25 | 5 | Ohio State | FA-'21 | 0 | 0 | 0 | 0 |
| 29 | C.J. Goodwin | CB | 6-3 | 187 | 31 | 6 | California (PA) | PS(Cin)-'18 | 0 | 0 | 0 | 0 |
| 30 | Anthony Brown | CB | 5-11 | 188 | 28 | 6 | Purdue | D6a-'16 | 0 | 0 | 0 | 0 |
| 31 | Maurice Canady | CB | 6-1 | 193 | 27 | 5 | Virginia | UFA(Hou)-'20 | 0 | 0 | 0 | 0 |
| 32 | Corey Clement | RB | 5-10 | 220 | 27 | 5 | Wisconsin | FA-'21 | 0 | 0 | 0 | 0 |
| 38 | Israel Mukuamu | S | 6-4 | 212 | 22 | R | South Carolina | D6b-'21 | 0 | 0 | 0 | 0 |
| 42 | Keanu Neal | LB | 6-0 | 211 | 26 | 5 | Florida | D1-'16 | 0 | 0 | 0 | 0 |
| 44 | Jake McQuaide | LS | 6-2 | 235 | 34 | 11 | Ohio State | UFA(LAR)-'21 | 0 | 0 | 0 | 0 |
| 52 | Connor Williams | G | 6-5 | 320 | 24 | 4 | Texas | D2-'18 | 0 | 0 | 0 | 0 |
| 55 | Leighton Vander Esch | LB | 6-4 | 255 | 25 | 4 | Boise State | D1-'18 | 0 | 0 | 0 | 0 |
| 57 | Luke Gifford | LB | 6-3 | 245 | 26 | 3 | Nebraska | UDFA-'19 | 0 | 0 | 0 | 0 |
| 59 | Chauncey Golston | DE | 6-5 | 268 | 23 | R | Iowa | D3b-'21 | 0 | 0 | 0 | 0 |
| 63 | Tyler Biadasz | C | 6-4 | 317 | 24 | 2 | Wisconsin | D4b-'20 | 0 | 0 | 0 | 0 |
| 66 | Connor McGovern | G | 6-5 | 315 | 24 | 3 | Penn State | D3-'19 | 0 | 0 | 0 | 0 |
| 68 | Matt Farniok | G | 6-5 | 311 | 24 | R | Nebraska | D7-'21 | 0 | 0 | 0 | 0 |
| 70 | Zack Martin | G | 6-4 | 315 | 31 | 8 | Notre Dame | D1-'14 | 0 | 0 | 0 | 0 |
| 71 | La'el Collins | T | 6-4 | 323 | 28 | 7 | Louisiana State | UDFA-'15 | 0 | 0 | 0 | 0 |
| 72 | Trysten Hill | DT | 6-3 | 305 | 23 | 3 | Central Florida | D2-'19 | 0 | 0 | 0 | 0 |
| 78 | Terence Steele | T | 6-6 | 320 | 24 | 2 | Texas Tech | UDFA-'20 | 0 | 0 | 0 | 0 |
| 79 | Ty Nsekhe | T | 6-8 | 330 | 36 | 8 | Texas State | UFA(Buf)-'21 | 0 | 0 | 0 | 0 |
| 81 | Simi Fehoko | WR | 6-4 | 222 | 24 | R | Stanford | D5-'21 | 0 | 0 | 0 | 0 |
| 84 | Sean McKeon | TE | 6-3 | 255 | 24 | 2 | Michigan | UDFA-'20 | 0 | 0 | 0 | 0 |
| 85 | Noah Brown | WR | 6-2 | 215 | 26 | 5 | Ohio State | D7b-'17 | 0 | 0 | 0 | 0 |
| 86 | Dalton Schultz | TE | 6-5 | 255 | 25 | 4 | Stanford | D4b-'18 | 0 | 0 | 0 | 0 |
| 87 | Jeremy Sprinkle | TE | 6-5 | 255 | 27 | 5 | Arkansas | UFA(Was)-'21 | 0 | 0 | 0 | 0 |
| 88 | CeeDee Lamb | WR | 6-2 | 200 | 22 | 2 | Oklahoma | D1-'20 | 0 | 0 | 0 | 0 |
| 89 | Blake Jarwin | TE | 6-5 | 250 | 27 | 5 | Oklahoma State | UDFA-'17 | 0 | 0 | 0 | 0 |
| 90 | DeMarcus Lawrence | DE | 6-3 | 250 | 29 | 8 | Boise State | D2-'14 | 0 | 0 | 0 | 0 |
| 91 | Carlos Watkins | DE | 6-3 | 297 | 28 | 5 | Clemson | UFA(Hou)-'21 | 0 | 0 | 0 | 0 |
| 92 | Dorance Armstrong | DE | 6-4 | 260 | 24 | 4 | Kansas | D4a-'18 | 0 | 0 | 0 | 0 |
| 93 | Tarell Basham | DE | 6-4 | 266 | 27 | 5 | Ohio | UFA(NYJ)-'21 | 0 | 0 | 0 | 0 |
| 94 | Randy Gregory | DE | 6-5 | 260 | 29 | 4 | Nebraska | D2-'15 | 0 | 0 | 0 | 0 |
| 96 | Neville Gallimore | DT | 6-2 | 307 | 24 | 2 | Oklahoma | D3-'20 | 0 | 0 | 0 | 0 |
| 97 | Osa Odighizuwa | DT | 6-2 | 282 | 23 | R | UCLA | D3a-'21 | 0 | 0 | 0 | 0 |
| 98 | Quinton Bohanna | DT | 6-4 | 327 | 22 | R | Kentucky | D6a-'21 | 0 | 0 | 0 | 0 |
| PRACTICE SQUAD | | | | | | | | | | | | |
| 3 | Ben DiNucci | QB | 6-2 | 215 | 25 | 2 | James Madison | D7-'20 | 0 | 0 | 0 | 0 |
| 23 | Darian Thompson | S | 6-2 | 212 | 28 | 6 | Boise State | FA-'18 | 0 | 0 | 0 | 0 |
| 36 | Kyron Brown | CB | 6-1 | 195 | 25 | 2 | Akron | FA-'21 | 0 | 0 | 0 | 0 |
| 37 | JaQuan Hardy | RB | 5-8 | 211 | 24 | R | Tiffin | UDFA-'21 | 0 | 0 | 0 | 0 |
| 39 | Tyler Coyle | S | 6-0 | 209 | 52 | R | Purdue | UDFA-'21 | 0 | 0 | 0 | 0 |
| 43 | Ito Smith | RB | 5-9 | 195 | 26 | 4 | Southern Mississippi | FA-'21 | 0 | 0 | 0 | 0 |
| 46 | Nick Ralston | FB | 6-0 | 237 | 25 | R | Louisiana | UDFA-'21 | 0 | 0 | 0 | 0 |
| 49 | Ian Bunting | TE | 6-7 | 255 | 25 | 2 | California | FA-'21 | 0 | 0 | 0 | 0 |
| 51 | Devante Bond | LB | 6-1 | 236 | 28 | 5 | Oklahoma | FA-'21 | 0 | 0 | 0 | 0 |
| 56 | Bradlee Anae | DE | 6-3 | 260 | 23 | 2 | Utah | D5-'20 | 0 | 0 | 0 | 0 |
| 58 | Austin Faoliu | DE | 6-3 | 287 | 23 | R | Oregon | UDFA-'21 | 0 | 0 | 0 | 0 |
| 60 | Isaac Alarcon | T | 6-6 | 325 | 23 | 1 | Monterrey Tech | IPP-'20 | 0 | 0 | 0 | 0 |
| 62 | Braylon Jones | C | 6-3 | 301 | 23 | R | Houston | UDFA-'21 | 0 | 0 | 0 | 0 |
| 76 | Aviante Collins | T | 6-4 | 292 | 28 | 3 | Texas Christian | FA-'21 | 0 | 0 | 0 | 0 |
| 80 | Brandon Smith | WR | 6-1 | 218 | 23 | R | Iowa | UDFA-'21 | 0 | 0 | 0 | 0 |
| 83 | Robert Foster | WR | 6-2 | 194 | 27 | 4 | Alabama | FA, '21 | 0 | 0 | 0 | 0 |
| RESERVE/DESIGNED FOR RETURN | | | | | | | | | | | | |
| 16 | T.J. Vasher | WR | 6-6 | 215 | 23 | R | Texas Tech | UDFA-'21 | 0 | 0 | 0 | 0 |
| RESERVE/COVID-19 | | | | | | | | | | | | |
| 11 | Micah Parsons | LB | 6-3 | 246 | 22 | R | Penn State | D1-'21 | 0 | 0 | 0 | 0 |
| 27 | Jayron Kearse | S | 6-4 | 220 | 27 | 5 | Clemson | FA-'21 | 0 | 0 | 0 | 0 |
| 53 | Francis Bernard | LB | 6-0 | 242 | 26 | 2 | Utah | UDFA-'20 | 0 | 0 | 0 | 0 |
| 75 | Josh Ball | T | 6-8 | 308 | 23 | R | Marshall | D4b-'21 | 0 | 0 | 0 | 0 |
| 77 | Tyron Smith | T | 6-5 | 305 | 31 | 11 | Southern California | D1-'11 | 0 | 0 | 0 | 0 |
| RESERVE/INJURED | | | | | | | | | | | | |
| 7 | Hunter Niswander | P | 6-4 | 243 | 27 | 2 | Northwestern | FA-'20 | 0 | 0 | 0 | 0 |
| 13 | Michael Gallup | WR | 6-1 | 205 | 25 | 4 | Colorado State | D3-'18 | 0 | 0 | 0 | 0 |
| 14 | Jabril Cox | LB | 6-3 | 233 | 23 | R | Louisiana State | D4a-'21 | 0 | 0 | 0 | 0 |
| 15 | Will Grier | QB | 6-1 | 220 | 26 | 3 | West Virginia | W(Car)-'21 | 0 | 0 | 0 | 0 |
| 34 | Rico Dowdle | RB | 5-11 | 215 | 23 | 2 | South Carolina | UDFA-'20 | 0 | 0 | 0 | 0 |
| 41 | Reggie Robinson | CB | 6-1 | 200 | 24 | 2 | Tulsa | D4a-'20 | 0 | 0 | 0 | 0 |
| 45 | Sewo Olonilua | FB | 6-3 | 235 | 24 | 2 | Texas Christian | UDFA-'20 | 0 | 0 | 0 | 0 |
| 65 | Mitch Hyatt | T | 6-5 | 315 | 24 | 2 | Clemson | UDFA-'19 | 0 | 0 | 0 | 0 |
| 95 | Brent Urban | DE | 6-7 | 305 | 30 | 8 | Virginia | UFA(Chi)-'21 | 0 | 0 | 0 | 0 |
| PRACTICE SQUAD/COVID-19 | | | | | | | | | | | | |
| 67 | Josiah Bronson | DT | 6-3 | 300 | 24 | R | Washington | FA-'21 | 0 | 0 | 0 | 0 |

2021 DALLAS COWBOYS POSITIONAL ROSTER

| NO. | NAME | POS. | HT. | WT. | AGE | EXP. | COLLEGE | HOW ACQ. |
|----------------------|----------------------|------|------|-----|-----|------|-------------------|--------------|
| QUARTERBACKS (2) | | | | | | | | |
| 4 | Dak Prescott | QB | 6-2 | 235 | 28 | 6 | Mississippi State | D4b-'16 |
| 10 | Cooper Rush | QB | 6-3 | 225 | 28 | 4 | Central Michigan | FA-'20 |
| RUNNING BACKS (3) | | | | | | | | |
| 20 | Tony Pollard | RB | 6-0 | 210 | 24 | 3 | Memphis | D4a-'19 |
| 21 | Ezekiel Elliott | RB | 6-0 | 228 | 26 | 6 | Ohio State | D1-'16 |
| 32 | Corey Clement | RB | 5-10 | 220 | 27 | 5 | Wisconsin | FA-'21 |
| WIDE RECEIVERS (6) | | | | | | | | |
| 1 | Cedrick Wilson | WR | 6-2 | 195 | 26 | 4 | Boise State | D6b-'18 |
| 17 | Malik Turner | WR | 6-2 | 202 | 25 | 4 | Illinois | W(GB)-'20 |
| 19 | Amari Cooper | WR | 6-1 | 225 | 27 | 7 | Alabama | T(Oak)-'18 |
| 81 | Simi Fehoko | WR | 6-4 | 222 | 24 | R | Stanford | D5-'21 |
| 85 | Noah Brown | WR | 6-2 | 215 | 26 | 5 | Ohio State | D7b-'17 |
| 88 | CeeDee Lamb | WR | 6-2 | 200 | 22 | 2 | Oklahoma | D1-20 |
| TIGHT ENDS (4) | | | | | | | | |
| 84 | Sean McKeon | TE | 6-3 | 255 | 24 | 2 | Michigan | UDFA-'20 |
| 86 | Dalton Schultz | TE | 6-5 | 255 | 25 | 4 | Stanford | D4b-'18 |
| 87 | Jeremy Sprinkle | TE | 6-5 | 255 | 27 | 5 | Arkansas | UFA(Was)-'21 |
| 89 | Blake Jarwin | TE | 6-5 | 250 | 27 | 5 | Oklahoma State | UDFA-'17 |
| OFFENSIVE LINE (8) | | | | | | | | |
| 52 | Connor Williams | G | 6-5 | 320 | 24 | 4 | Texas | D2-'18 |
| 63 | Tyler Biadasz | C | 6-4 | 317 | 24 | 2 | Wisconsin | D4b-'20 |
| 66 | Connor McGovern | G | 6-5 | 315 | 24 | 3 | Penn State | D3-'19 |
| 68 | Matt Farniok | G | 6-5 | 311 | 24 | R | Nebraska | D7-'21 |
| 70 | Zack Martin | G | 6-4 | 315 | 31 | 8 | Notre Dame | D1-'14 |
| 71 | La'el Collins | T | 6-4 | 323 | 28 | 7 | Louisiana State | UDFA-'15 |
| 78 | Terence Steele | T | 6-6 | 320 | 24 | 2 | Texas Tech | UDFA-'20 |
| 79 | Ty Nsekhe | T | 6-8 | 330 | 36 | 8 | Texas State | UFA(Buf)-'21 |
| DEFENSIVE LINE (10) | | | | | | | | |
| 59 | Chauncey Golston | DE | 6-5 | 268 | 23 | R | Iowa | D3b-'21 |
| 72 | Trysten Hill | DT | 6-3 | 305 | 23 | 3 | Central Florida | D2-'19 |
| 90 | DeMarcus Lawrence | DE | 6-3 | 250 | 29 | 8 | Boise State | D2-'14 |
| 91 | Carlos Watkins | DE | 6-3 | 297 | 28 | 5 | Clemson | UFA(Hou)-'21 |
| 92 | Dorance Armstrong | DE | 6-4 | 260 | 24 | 4 | Kansas | D4a-'18 |
| 93 | Tarell Basham | DE | 6-4 | 266 | 27 | 5 | Ohio | UFA(NYJ)-'21 |
| 94 | Randy Gregory | DE | 6-5 | 260 | 29 | 4 | Nebraska | D2-15 |
| 96 | Neville Gallimore | DT | 6-2 | 307 | 24 | 2 | Oklahoma | D3-'20 |
| 97 | Osa Odighizuwa | DT | 6-2 | 282 | 23 | R | UCLA | D3a-'21 |
| 98 | Quinton Bohanna | DT | 6-4 | 327 | 22 | R | Kentucky | D6a-'21 |
| LINEBACKERS (3) | | | | | | | | |
| 42 | Keanu Neal | LB | 6-0 | 211 | 26 | 5 | Florida | D1 '16 |
| 55 | Leighton Vander Esch | LB | 6-4 | 255 | 25 | 4 | Boise State | D1-'18 |
| 57 | Luke Gifford | LB | 6-3 | 245 | 26 | 3 | Nebraska | UDFA-'19 |
| DEFENSIVE BACKS (11) | | | | | | | | |
| 6 | Donovan Wilson | S | 6-0 | 200 | 26 | 3 | Texas A&M | D6-'19 |
| 7 | Trevon Diggs | CB | 6-1 | 203 | 23 | 2 | Alabama | D2-'20 |
| 18 | Damontae Kazee | S | 5-11 | 174 | 28 | 5 | San Diego State | UFA(Atl) '21 |
| 24 | Kelvin Joseph | CB | 5-11 | 197 | 22 | R | Kentucky | D2-'21 |
| 25 | Nahshon Wright | CB | 6-4 | 183 | 23 | R | Oregon State | D3c-'21 |
| 26 | Jourdan Lewis | CB | 5-10 | 186 | 26 | 5 | Michigan | D3-'17 |
| 28 | Malik Hooker | FS | 6-1 | 212 | 25 | 5 | Ohio State | FA-'21 |
| 29 | C.J. Goodwin | CB | 6-3 | 187 | 31 | 6 | California (PA) | PS(Cin)-'18 |
| 30 | Anthony Brown | CB | 5-11 | 188 | 28 | 6 | Purdue | D6a-'16 |
| 31 | Maurice Canady | CB | 6-1 | 193 | 27 | 5 | Virginia | UFA(Hou)-'20 |
| 38 | Israel Mukuamu | S | 6-4 | 212 | 22 | R | South Carolina | D6b-'21 |
| SPECIALISTS (3) | | | | | | | | |
| 2 | Greg Zuerlein | K | 6-0 | 195 | 34 | 10 | Missouri Western | UFA(LAR)-'20 |
| 5 | Bryan Anger | P | 6-3 | 205 | 33 | 10 | California | FA-'21 |
| 44 | Jake McQuaide | LS | 6-2 | 235 | 34 | 11 | Ohio State | UFA(LAR)-'21 |

HOW THE COWBOYS WERE BUILT/CONTRACT STATUS

| YEAR | DRAFT PICKS (36) | FREE AGENTS (17) | COLLEGE FREE AGENTS (8) | TRADES/WAIVERS (3) | PRACTICE SQUAD (1) |
|------|---|---|---|-------------------------|--------------------------|
| 2011 | T. Smith (1st) # | | | | |
| 2014 | Z. Martin (1st) D. Lawrence (2nd) | | | | |
| 2015 | R. Gregory (2nd) | | L. Collins (UDFA-'15) | | |
| 2016 | E. Elliott (1st) K. Neal (1st) D. Prescott (4th) A. Brown (6th) | | | | |
| 2017 | J. Lewis (3rd) N. Brown (7th) | B. Jarwin (UDFA-'17) | | | |
| 2018 | L. Vander Esch (1st) C. Williams (2nd) M. Gallup (3rd) * D. Armstrong (4th) D. Schultz (4th-b) C. Wilson (6th-b) | | | A. Cooper (T Oak -'18) | C. Goodwin (PS Cin -'18) |
| 2019 | T. Hill (2nd) C. McGovern (3rd) T. Pollard (4th) D. Wilson (6th) | L. Gifford (UDFA-'19) | M. Hyatt (UDFA-'19) * | | |
| 2020 | C. Lamb (1st) T. Diggs (2nd) N. Gallimore (3rd) R. Robinson (4th-a) * T. Biadasz (4th-b) | M. Canady (UFA Hou -'20) H. Niswander (FA-'20) * C. Rush (FA-'20) G. Zuerlein (UFA LAR -'20) | F. Bernard (UDFA-'20) # R. Dowdle (UDFA-'20) * S. McKeon (UDFA-'20) S. Olonilua (UDFA-'20) * T. Steele (UDFA-'20) | M. Turner (W GB -'20) | |
| 2021 | M. Parsons (1st) # K. Joseph (2nd) O. Odighizuwa (3rd-a) C. Golston (3rd-b) N. Wright (3rd-c) J. Cox (4th-a) * J. Ball (4th-b) # S. Fehoko (5th) Q. Bohanna (6th-a) I. Mukuamu (6th-b) M. Farniok (7th) | B. Anger (FA-'21) T. Basham (UFA NYJ -'21) C. Clement (FA-'21) M. Hooker (FA-'21) D. Kazee (UFA Atl -'21) J. Kearse (FA-'21) # J. McQuaide (UFA LAR -'21) T. Nsekhe (UFA Buf -'21) J. Sprinkle (UFA Was -'21) B. Urban (UFA Chi -'21) * C. Watkins (UFA Hou -'21) | T. Vasher (UDFA-'21) ` | W. Grier (W Car -'21) * | |

Key: # Reserve/COVID-19, * Reserve/Injured, ` Reserve/Designated for Return

| CONTRACT STATUS | | | | | |
|-------------------------|----------------|--------------------------|----------------|----------------------------|----------------|
| PLAYER | SIGNED THROUGH | PLAYER | SIGNED THROUGH | PLAYER | SIGNED THROUGH |
| Bryan Anger | 2021 | Luke Gifford | 2021 | Ty Nsekhe | 2021 |
| Dorance Armstrong | 2021 | Chauncey Golston | 2024 | Osa Odighizuwa | 2024 |
| Josh Ball # | 2024 | C.J. Goodwin | 2022 | Micah Parsons # | 2024 |
| Tarell Basham | 2022 | Randy Gregory | 2021 | Tony Pollard | 2022 |
| Francis Bernard # | 2021 | Will Grier * | 2022 | Dak Prescott | 2024 |
| Tyler Biadasz | 2023 | Trysten Hill | 2022 | Reggie Robinson * | 2023 |
| Quinton Bohanna | 2024 | Malik Hooker | 2021 | Cooper Rush | 2022 |
| Anthony Brown | 2022 | Mitch Hyatt * | 2021 | Dalton Schultz | 2021 |
| Noah Brown | 2021 | Blake Jarwin | 2023 | Tyron Smith # | 2023 |
| Maurice Canady | 2021 | Kelvin Joseph | 2024 | Jeremy Sprinkle | 2021 |
| Corey Clement | 2021 | Damontae Kazee | 2021 | Terence Steele | 2022 |
| La'el Collins | 2024 | Jayron Kearse # | 2021 | Malik Turner | 2021 |
| Amarri Cooper | 2024 | CeeDee Lamb | 2023 | Brent Urban * | 2021 |
| Jabril Cox * | 2024 | DeMarcus Lawrence | 2023 | Leighton Vander Esch | 2021 |
| Trevon Diggs | 2023 | Jourdan Lewis | 2023 | T.J. Vasher ` | 2023 |
| Rico Dowdle * | 2022 | Zack Martin | 2024 | Carlos Watkins | 2021 |
| Ezekiel Elliott | 2026 | Connor McGovern | 2022 | Connor Williams | 2021 |
| Matt Farniok | 2024 | Sean McKeon | 2022 | Cedrick Wilson | 2021 |
| Simi Fehoko | 2024 | Jake McQuaide | 2021 | Donovan Wilson | 2022 |
| Neville Gallimore | 2023 | Israel Mukuamu | 2024 | Nahshon Wright | 2024 |
| Michael Gallup * | 2021 | Hunter Niswander * | 2022 | Greg Zuerlein | 2022 |

2021 DALLAS COWBOYS CONTRACT ANALYSIS

| OFFENSE | | 2021 | 2022 | 2023 | 2024 | 2025 | 2026 | 2026 | 2027 |
|---------|------------------|------|------|------|--------|------|------|------|------|
| QB | Grier, Will* | | | UFA | | | | | |
| | Prescott, Dak | | | | | UFA | | | |
| | Rush, Cooper | | | UFA | | | | | |
| RB | Clement, Corey | | UFA | | | | | | |
| | Dowdle, Rico* | | | RFA | UFA | | | | |
| | Elliott, Ezekiel | | | | | | | UFA | |
| | Olonilua, Sewo* | | | RFA | UFA | | | | |
| | Pollard, Tony | | | UFA | | | | | |
| WR | Brown, Noah | | UFA | | | | | | |
| | Cooper, Amari | | | | | UFA | | | |
| | Fehoko, Simi | | | | | UFA | | | |
| | Gallup, Michael* | | UFA | | | | | | |
| | Lamb, CeeDee | | | | OPTION | UFA | | | |
| | Turner, Malik | | UFA | | | | | | |
| | Vasher, T.J.# | | | | RFA | UFA | | | |
| | Wilson, Cedrick | | UFA | | | | | | |
| TE | Jarwin, Blake | | | | UFA | | | | |
| | McKeon, Sean | | | RFA | UFA | | | | |
| | Schultz, Dalton | | UFA | | | | | | |
| | Sprinkle, Jeremy | | UFA | | | | | | |
| OL | Ball, Josh^ | | | | | UFA | | | |
| | Biadasz, Tyler | | | | UFA | | | | |
| | Collins, La'el | | | | | UFA | | | |
| | Farniok, Matt | | | | | UFA | | | |
| | Hyatt, Mitch* | | ERFA | RFA | UFA | | | | |
| | Martin, Zack | | | | | UFA | | | |
| | McGovern, Connor | | | UFA | | | | | |
| | Nsekhe, Ty | | UFA | | | | | | |
| | Smith, Tyron^ | | | | UFA | | | | |
| | Steele, Terence | | | RFA | UFA | | | | |
| | Williams, Connor | | UFA | | | | | | |

| DEFENSE | | 2021 | 2022 | 2023 | 2024 | 2025 | 2026 | 2027 | 2028 |
|---------|-----------------------|------|------|------|------|--------|------|------|------|
| DL | Armstrong, Dorance | | UFA | | | | | | |
| | Basham, Tarell | | | UFA | | | | | |
| | Bohanna, Quinton | | | | | UFA | | | |
| | Gallimore, Neville | | | | UFA | | | | |
| | Golston, Chauncey | | | | | UFA | | | |
| | Gregory, Randy | | UFA | | | | | | |
| | Hamilton, Justin | | UFA | | | | | | |
| | Hill, Trysten | | | UFA | | | | | |
| | Kamara, Azur | | | RFA | UFA | | | | |
| | Lawrence, DeMarcus | | | | UFA | | | | |
| | Odighizuwa, Osa | | | | | UFA | | | |
| | Urban, Brent* | | UFA | | | | | | |
| | Watkins, Carlons | | UFA | | | | | | |
| | Bernard, Francis^ | | ERFA | RFA | UFA | | | | |
| | Cox, Jabril* | | | | | UFA | | | |
| LB | Gifford, Luke | | RFA | UFA | | | | | |
| | Neal, Keanu | | UFA | | | | | | |
| | Parsons, Micah^ | | | | | OPTION | UFA | | |
| | Vander Esch, Leighton | | UFA | | | | | | |
| | Brown, Anthony | | | UFA | | | | | |
| DB | Canady, Maurice | | UFA | | | | | | |
| | Diggs, Trevon | | | | UFA | | | | |
| | Goodwin, C.J. | | | UFA | | | | | |
| | Hooker, Malik | | UFA | | | | | | |
| | Joseph, Kelvin | | | | | UFA | | | |
| | Kazee, Damonlae | | UFA | | | | | | |
| | Kearse, Jayron^ | | UFA | | | | | | |
| | Lewis, Jourdan | | | | UFA | | | | |
| | Mukuamu, Israel | | | | | UFA | | | |
| | Robinson, Reggie* | | | | UFA | | | | |
| | Wilson, Donovan | | | UFA | | | | | |
| | Wright, Nahshon | | | | | UFA | | | |

| SPECIAL TEAMS | | 2021 | 2022 | 2023 | 2024 | 2025 | 2026 | 2027 | 2028 |
|---------------|----------------|------|------|------|------|------|------|------|------|
| ST | Anger, Bryan | | UFA | | | | | | |
| | McQuaide, Jake | | UFA | | | | | | |
| | Zuerlein, Greg | | | UFA | | | | | |

| | |
|--|---|
| | Player is under contract for season |
| | Player will be an exclusive rights free agent |
| | Player will be an unrestricted free agent |
| | Player will be a restricted free agent |
| | Player has a club option available |

*-Reserve/Injured ^-Reserve/COVID-19 #-Reserve/PUP or NFI &-Reserve/Suspended !-Reserve/Injured-DTR

WHEN BUILT AND WHEN THEY GOT TO THE COWBOYS

1st Round (9)

[9] Tyron Smith (2011)#
 [16] Zack Martin (2014)
 [4] Amari Cooper (2015-OAK)
 [4] Ezekiel Elliott (2016)
 [17] Keanu Neal (2016-ATL)
 [15] Malik Hooker (2017-IND)
 [19] Leighton Vander Esch (2018)
 [17] CeeDee Lamb (2020)
 [12] Micah Parsons (2021)#

2nd Round (6)

[34] DeMarcus Lawrence (2014)
 [60] Randy Gregory (2015)
 [50] Connor Williams (2018)
 [58] Trysten Hill (2019)
 [51] Trevon Diggs (2020)
 [44] Kelvin Joseph (2021)

3rd Round (10)

[70] Bryan Anger (2012-JAX)
 [80] Tarell Basham (2017-IND)
 [92] Jourdan Lewis (2017)
 [81] Michael Gallup (2018)*
 [90] Connor McGovern (2019)
 [100] Will Grier (2019-CAR)*
 [82] Neville Gallimore (2020)
 [75] Osa Odighizuwa (2021)
 [84] Chauncey Golston (2021)
 [99] Nahshon Wright (2021)

4th Round (10)

[134] Brent Urban (2014-BAL)*
 [135] Dak Prescott (2016)
 [142] Carlos Watkins (2017-HOU)
 [116] Dorance Armstrong (2018)
 [137] Dalton Schultz (2018)
 [128] Tony Pollard (2019)
 [123] Reggie Robinson (2020)*
 [146] Tyler Biadasz (2020)
 [115] Jabril Cox (2021)*
 [138] Josh Ball (2021)#

5th Round (3)

[149] Damontae Kazee (2017-ATL)
 [154] Jeremy Sprinkle (2017-WAS)
 [179] Simi Fehoko (2021)

6th Round (7)

[171] Greg Zuerlein (2012-STL)
 [189] Anthony Brown (2016)
 [209] Maurice Canady (2016-BAL)
 [208] Cedrick Wilson (2018)
 [213] Donovan Wilson (2019)
 [192] Quinton Bohanna (2021)
 [227] Israel Mukuamu (2021)

7th Round (3)

[244] Jayron Kearsse (2016-MIN)#
 [239] Noah Brown (2017)
 [238] Matt Farniok (2021)

Undrafted (16)

Jake McQuaide (2011-STL)
 Ty Nsekhe (2012-IND)
 C.J. Goodwin (2014-PIT)
 La'el Collins (2015)
 Corey Clement (2017-PHI)
 Blake Jarwin (2017)
 Cooper Rush (2017)
 Luke Gifford (2019)
 Mitch Hyatt (2019)*
 Francis Bernard (2020)#
 Rico Dowdle (2020)*
 Sean McKeon (2020)
 Hunter Niswander (2020)*
 Sewo Olonilua (2020)*
 Terence Steele (2020)
 T.J. Vasher (2021)`

Key: # Reserve/COVID-19, * Reserve/Injured, ` Reserve/Designated for Return

WHEN THEY GOT TO THE COWBOYS

2011 (1)

Tyron Smith, Round 1#

2014 (2)

Zack Martin, Round 1
 DeMarcus Lawrence, Round 2

2015 (2)

Randy Gregory, Round 2
 La'el Collins, UDFA

2016 (4)

Ezekiel Elliott, Round 1
 Keanu Neal, Round 1
 Dak Prescott, Round 4
 Anthony Brown, Round 6

2017 (3)

Jourdan Lewis, Round 3
 Noah Brown, Round 7
 Blake Jarwin, FA

2018 (8)

Leighton Vander Esch, Round 1
 Connor Williams, Round 2
 Michael Gallup, Round 3*
 Dorance Armstrong, Round 4
 Dalton Schultz, Round 4
 Cedrick Wilson, Round 6
 Amari Cooper, Trades (OAK)
 C.J. Goodwin, Practice Squad (CIN)

2019 (6)

Trysten Hill, Round 2
 Connor McGovern, Round 3
 Tony Pollard, Round 4
 Donovan Wilson, Round 6
 Luke Gifford, FA
 Mitch Hyatt, UDFA*

2020 (14)

CeeDee Lamb, Round 1
 Trevon Diggs, Round 2
 Neville Gallimore, Round 3
 Tyler Biadasz, Round 4
 Reggie Robinson, Round 4*
 Francis Bernard, UDFA#
 Maurice Canady, FA (HOU)
 Rico Dowdle, UDFA*
 Sean McKeon, UDFA
 Hunter Niswander, FA*
 Sewo Olonilua, UDFA*
 Cooper Rush, FA
 Terence Steele, UDFA
 Greg Zuerlein, FA (STL)

2021 (24)

Micah Parsons, Round 1#
 Kelvin Joseph, Round 2
 Chauncey Golston, Round 3
 Osa Odighizuwa, Round 3
 Nahshon Wright, Round 3
 Josh Ball, Round 4#
 Jabril Cox, Round 4*
 Simi Fehoko, Round 5
 Quinton Bohanna, Round 6
 Israel Mukuamu, Round 6
 Matt Farniok, Round 7
 Bryan Anger, FA
 Tarell Basham, UFA (NYJ)
 Corey Clement, FA
 Will Grier, Waivers (CAR)*
 Malik Hooker, FA
 Damontae Kazee, UFA (ATL)
 Jayron Kearsse, FA#
 Jake McQuaide, UFA (STL)
 Ty Nsekhe, UFA (BUF)
 Jeremy Sprinkle, UFA (WAS)
 Brent Urban, UFA (CHI)*
 T.J. Vasher, UDFA`
 Carlos Watkins, UFA (HOU)

2021 TRANSACTIONS BY DATE

Jan. 4.....Signed **Isaac Alarcon, Kemon Hall, Ladarius Hamilton, Marcus Henry, Cole Hikutini, Jon'Vea Johnson, Chris Lacy, Walter palmore, Aaron Parker, Adam Redmond, Cooper Rush, Eric Smith, Saivion Smith** and **Williams Sweet** as Reserve/Futures.

Jan. 8.....Fired **Mike Nolan** and **Jim Tomsula**.

Jan. 12.....Named **Dan Quinn** defensive coordinator.

Jan. 21.....Named **Aden Durde** defensive line coach, **Harold Nash Jr.** strength and conditioning coordinator and **Joe Whitt Jr.** secondary/defensive pass game coordinator,

Feb. 11.....Named **Cedric Smith** assistant strength and conditioning.

March 9.....Signed **Ron'Dell Carter**.

March 10.....Signed **Dak Prescott**. Released **Jamize Olawale**.

March 17.....Released **Chris Jones**.

March 18.....Signed **Noah Brown** and **Jourdan Lewis**.

March 19.....Signed **C.J. Goodwin** and **Malik Turner**. Waived **Marcus Henry, Cole Hikutini, Jon'Vea Johnson** and **Chris Lacy**.

March 22.....Signed **Tarell Basham, Jake McQuaide, Ty Nsekhe, Brent Urban** and **Carlos Watkins**.

March 30.....Signed **Jayron Kears**.

April 7.....Signed **Bryan Anger** and **Jeremy Sprinkle**.

April 14.....Signed **Keanu Neal**.

April 29.....Drafted **Micah Parsons**.

April 30.....Drafted **Chauncey Golston, Kelvin Joseph, Osa Odighizuwa** and **Nahshon Wright**.

May 1.....Drafted **Jabril Cox, Josh Ball, Simi Fehoko, Quinton Bohanna, Israel Mukuamu** and **Matt Farniok**.

May 5.....Released **Adam Redmond** and **Antwaun Woods**. Waived **Kemon Hall, Ladarius Hamilton, Walter Palmore** and **Saivion Smith**.

May 14.....Signed **Tyler Coyle, Brennan Eagles, Nick Eubanks, Austin Faoliu, JaQuan Hardy, Anthony Hines, Braylon Jones, Brenden Knox, Artayvious Lynn, Osirus Mitchell, Nick Ralston, Brandon Smith** and **T.J. Vasher**.

May 18.....Waived **William Sweet**.

May 24.....Signed **Johnnie Dixon**.

June 11.....Waived/Injured **Stephen Guidry**. Signed **Reggie Davis**.

July 17.....Released **Rashard Robinson**.

July 22.....Placed **Amari Cooper, Chauncey Golston, Trysten Hill, Mitch Hyatt, DeMarcus Lawrence** and **Greg Zuerlein** on Active/PUP. Placed **T.J. Vasher** on Active/NFI.

July 25.....Signed **Kyron Brown**.

July 27.....Placed **Mitch Hyatt** on Reserve/Injured. Signed **Malik Hooker**.

Aug. 3.....**DeMarcus Lawrence** passed physical.

Aug. 10.....**Amari Cooper** passed physical.

Aug. 17.....Placed **Sewo Olonilua** and **Reggie Robinson** on Reserve/Injured. Waived/Injured **Anthony Hines**. Waived **Kyron Brown** and **Brennan Eagles**.

Aug. 19.....Waived **Hunter Niswander**. Signed **Lirim Hajrullahu**.

Aug. 23.....Placed **CeeDee Lamb, Israel Mukuamu, Malik Turner** and **Carlos Watkins** on Reserve/COVID-19

Aug. 24.....Waived **Lirim Hajrullahu**.

Aug. 25.....Activated **Israel Mukuamu**. **Greg Zuerlein** passed physical. Placed **Rico Dowdle** on Reserve/Injured. Placed **Damontae Kazee** and **Connor Williams** on Reserve/COVID-19.

Aug. 27.....Activated **Malik Hooker**.

Aug. 31.....Released **Deante Burton, Garrett Gilbert, Justin Hamilton, Jake McQuaide, Eric Smith, Jeremy Sprinkle** and **Darian Thompson**. Waived **Isaac Alarcon, Ron'Dell Carter, Tyler Coyle, Reggie Davis, Ben DiNucci, Johnnie Dixon, Nick Eubanks, Austin Faoliu, Jaquan Hardy, Braylon Jones, Brenden Knox, Artayvious Lynn, Osirus Mitchell, Aaron Parker, Steven Parker, Nick Ralston** and **Brandon Smith**. Placed **Noah Brown** on Reserve/COVID-19. **Trysten Hill** reverted to Reserve/PUP. **T.J. Vasher** reverted to Reserve/NFI. **Chauncey Golston** passed physical.

Sept. 1.....Released **Bryan Anger**. Claimed **Will Grier** off waivers from Carolina. Signed **Isaac Alarcon, Kyron Brown, Tyler Coyle, Ben DiNucci, Austin Faoliu, Justin Hamilton, JaQuan Hardy, Braylon Jones, Osirus Mitchell, Nick Ralston, Brandon Smith, Breeland Speaks** and **Darian Thompson** to the practice squad.

Sept. 2.....Placed **Josh Ball, Francis Bernard, Neville Gallimore, Kelvin Joseph, Sean McKeon** and **Malik Turner** on Reserve/Injured. Signed **Corey Clement** and **Jake McQuaide**. Activated **Damontae Kazee, CeeDee Lamb** and **Carlos Watkins**. Signed **Ian Bunting** to the practice squad.

Sept. 5.....Signed **Bryan Anger**. Activated **Connor Williams** from Reserve/COVID-19. Placed **Brandon Knight** and **Zack Martin** on Reserve/COVID-19.

Sept. 6.....Signed **Aviante Collins** to the practice squad.

Sept. 8.....Activated **Noah Brown** from Reserve/COVID-19.

Sept. 9.....Elevated **Jeremy Sprinkle** and **Darian Thompson** from the practice squad.

Sept. 10.....**La'el Collins** placed on Reserve/Suspended.

Sept. 13.....Activated **Brandon Knight** and **Zack Martin** from Reserve/COVID-19. Placed **Michael Gallup** on Reserve/Injured. Placed **Randy Gregory** on Reserve/COVID-19. Placed **Deante Burton** and **Darian Thompson** on Practice Squad/Injured.

Sept. 14.....Signed **Robert Foster** and **Lirim Hajrullahu** to the practice squad.

Sept. 16.....Placed **DeMarcus Lawrence** on Reserve/Injured.

Sept. 17.....Placed **Osirus Mitchell** on Practice Squad/Injured.

Sept. 18.....Activated **Jeremy Sprinkle** as a COVID-19 Replacement.

Sept. 21.....Released **Lirim Hajrullahu** from the practice squad. Signed **Damion Ratley** to the practice squad.

Sept. 22.....Placed **Keanu Neal** on Reserve/COVID-19. Signed **Holton Hill** to the practice squad.

Sept. 23.....Activated **Randy Gregory**.

Sept. 24.....Placed **Bradlee Anae** on Reserve/COVID-19.

Sept. 27.....Activated **Justin Hamilton** and **Jeremy Sprinkle** as COVID-19 replacements and elevated **Nick Ralston** from the practice squad.

Sept. 30.....**Malik Turner** designated for return.

Oct. 2.....Activated **Malik Turner**. Elevated **Austin Faoliu** and **Justin Hamilton** from the practice squad.

Oct. 5.....Released **Holton Hill** from the practice squad. Signed **Isaiah Johnson** to the practice squad.

Oct. 6.....Released **Jaylon Smith**. Activated **Keanu Neal** and **Bradlee Anae** from Reserve/COVID.

Oct. 9.....Elevated **Nick Ralston** and **Jeremy Sprinkle** from the practice squad.

Oct. 13.....**Kelvin Joseph** and **Sean McKeon** designated for return.

Oct. 16.....Waived **Brandon Knight**. Signed **Nick Ralston** and **Jeremy Sprinkle** to the active roster from the practice squad.

Oct. 19.....Waived **Nick Ralston** and released **Isaiah Johnson** from the practice squad.

2021 TRANSACTIONS BY DATE, cont.

Oct. 21 Signed **Nick Ralston** to the practice squad.

Oct. 25 **Francis Bernard** and **Michael Gallup** designated for return. **Trysten Hill** returned to practice **Deante Burton** restored to practice squad.

Oct. 26 Placed **Maurice Canady** and **Brent Urban** on Reserve/Injured.

Oct. 30 Activated **Kelvin Joseph** from Reserve/Injured-Designated for Return. Elevated Justin Hamilton from the practice squad.

Nov. 2 Waived **Bradlee Anae**. Placed **Jabril Cox** on Reserve/Injured.

Nov. 3 Activated **Sean McKeon** from Reserve/Injured-Designated for Return.

Nov. 4 Signed **Bradlee Anae** to the practice squad.

Nov. 6 Placed **Blake Jarwin** on Reserve/Injured. Activated **Francis Bernard** from Reserve/Injured-Designated for Return. Signed **Justin Hamilton** from the practice squad.

Nov. 9 Placed **Greg Zuerlein** on Reserve/COVID-19.

Nov. 10 Signed **Lirim Hajrullahu** to the practice squad.

Nov. 11 Placed **Randy Gregory** on Reserve/Injured.

Nov. 13 Activated **Michael Gallup** and **Trysten Hill**. Elevated **Lirim Hajrullahu** as a COVID-19 Replacement.

Nov. 16 Released **Damion Ratley**. **Osirus Mitchell** restored to practice squad.

Nov. 18 Activated **Greg Zuerlein** from Reserve/COVID.

Nov. 19 Placed **Amari Cooper** on Reserve/COVID.

Nov. 20 Elevated **Kyron Brown** as a standard elevation. Elevated **Deante Burton** as a COVID-19 Replacement.

Nov. 22 Placed **T.J. Vasher** on Reserve/COVID-19 and **Robert Foster** on Practice Squad/COVID-19.

Nov. 23 Released **Lirim Hajrullahu** from the practice squad.

Nov. 24 **DeMarcus Lawrence** designated for return. Placed **Donovan Wilson** on Reserve/Injured.

Nov. 26 Placed **Blake Jarwin** on Reserve/COVID-19

Nov. 28 Placed **Terence Steele** on Reserve/COVID-19

Nov. 29 **Neville Gallimore** designated for return. **Darian Thompson** restored to practice squad.

Nov. 30 Placed **Nahshon Wright** on Reserve/COVID-19

Dec. 1 Activated **Amari Cooper**.

Dec. 2 Activated **DeMarcus Lawrence**. Elevated **Tyler Coyle** as a COVID-19 Replacement.

Dec. 6 Released **Breeland Speaks** from the practice squad.

Dec. 7 Activated **Terence Steele**. **Robert Foster** restored to the practice squad, **Blake Jarwin** restored to Reserve/Injured and **T.J. Vasher** restore to Reserve/NFI.

Dec. 8 **Randy Gregory** designated for return. Signed **Ito Smith** to the practice squad.

Dec. 9 Placed **Noah Brown** on Reserve/Injured.

Dec. 11 Activated **Neville Gallimore** and **Randy Gregory**. Waived **Justin Hamilton**. Elevated **Darian Thompson** as a COVID-19 replacement and **Ian Bunting** and **JaQuan Hardy** as standard elevations.

Dec. 13 Activate **Nahshon Wright** and placed **Cedrick Wilson** on Reserve/COVID-19.

Dec. 15 Released **Deante Burton** from the practice squad. Signed **Justin Hamilton** to the practice squad.

Dec. 17 Activated **Cedrick Wilson**.

Dec. 18 Placed **Trysten Hill** and **Osa Odighizuwa** on Reserve/COVID-19. Elevated **Justin Hamilton** and **Darian Thompson** as COVID-19 replacements and **JaQuan Hardy** as a standard elevation.

Dec. 20 Waived **Azur Kamara** and released **Osirus Mitchell** from the practice squad.

Dec. 22 **Josh Ball** designated for return and **T.J. Vasher** returned to practice.

Dec. 23 Activated **Osa Odighizuwa**. Placed **Malik Hooker** on Reserve/COVID-19 and **JaQuan Hardy** on Practice Squad/COVID-19

Dec. 24 Placed **Simi Fehoko** and **Jourdan Lewis** on Reserve/COVID-19.

Dec. 25 Placed **Maurice Canady** on Reserve/Designate for return. Activated **Maurice Canady** and **Donovan Wilson**. Elevated **Kyron Brown** and **Deante Thompson** as COVID-19 Replacements.

Dec. 26 Placed **Isaac Alarcon** on Practice Squad/COVID-19.

Dec. 27 Placed **Francis Bernard** on Reserve/COVID-19. Placed **Aviante Collins** and **Brandon Smith** on Practice Squad/COVID-19.

Dec. 28 Placed **Hunter Niswander** on Reserve/COVID-19. **Justin Hamilton** signed with Denver.

Dec. 29 Activated **Trysten Hill** and **Malike Hooker**. **Noah Brown** designated for return. Restored **JaQuan Hardy** and **Brandon Smith** to the practice squad. Signed **Devante Bond** to the practice squad.

Dec. 30 Activated **Jourdan Lewis** from Reserve/COVID-19. Placed **Kyron Brown** and **Tyler Coyle** on Practice Squad/COVID-19.

Dec. 31 Placed **Quinton Bohanna** and **Keanu Neal** on Reserve/COVID-19.

Jan. 1 Activated **Noah Brown** from Reserve/Designated for Return and **Simi Fehoko** from Reserve/COVID-19. Elevated **Darian Thompson** as a COVID-19 Replacement. Restored **Aviante Collins** to the practice squad.

Jan. 4 Placed **Blake Jarwin** on Reserve/Designated for Return. Placed **Michael Gallup** on Reserve/Injured and **Josh Ball** on Reserve/COVID-19. Activated **Quinton Bohanna** from Reserve/COVID-19. Restored **Isaac Alarcon** and **Tyler Coyle** to the practice squad. Signed **Josiah Bronson** to the practice squad.

Jan. 5 Activated **Keanu Neal** from Reserve/COVID-19. Placed **Micah Parsons** on Reserve/COVID-19. Restore **Kyron Brown** to the practice squad. Placed **Josiah Bronson** on Practice Squad/COVID-19

Jan. 6 Placed **Anthony Brown** and **Tyron Smith** on Reserve/COVID-19.

Jan. 8 Activated **Blake Jarwin** from Reserve/Designated for Return. Elevated **Tyler Coyle**, **JaQuan Hardy** and **Ito Smith** as COVID-19 replacements. Placed **Jayron Kearse** on Reserve/COVID-19. Placed **Darian Thompson** on Practice Squad/COVID-19.

Jan. 10 Activated **Anthony Brown** and **Hunter Niswander** from Reserve/COVID-19. Restored **Hunter Niswander** to Reserve/Injured. Placed **Will Grier** on Reserve/Injured. Restored **Darian Thompson** to the practice squad.

2021 TRANSACTIONS BY PLAYER

ALARCON, Isaac - T

1/4..... Signed as Reserve/Future
8/31..... Waived
9/1..... Signed to practice squad
12/26..... Placed on Practice Squad/COVID-19
1/4/22..... Restored to practice squad

ANAE, Bradlee - DE

9/24..... Placed on Reserve/COVID-19
10/6..... Activated
11/2..... Waived
11/4..... Signed to practice squad

ANGER, Bryan - P

4/7..... Signed
9/1..... Released
9/5..... Signed

BALL, Josh - T

5/1..... Drafted
9/2..... Placed on Reserve/Injured
12/22..... Designated for return
1/4/22..... Placed on Reserve/COVID-19

BASHAM, Tarell - LB

3/22..... Signed

BERNARD, Francis-LB

9/2..... Placed on Reserve/Injured
10/25..... Designated for Return
11/6..... Activated
12/27..... Placed on Reserve/COVID-19

BOHANNA, Quinton - DT

5/1..... Drafted
12/31..... Placed on Reserve/COVID-19
1/4/22..... Activated

BOND, Devante-LB

12/29..... Signed to practice squad

BRONSON, Josiah - DT

1/4/22..... Signed to practice squad
1/5/22..... Placed on Practice Squad/COVID-19

BROWN, Anthony - CB

1/6/22..... Placed on Reserve/COVID-19
1/10/22..... Activated

BROWN, Kyron - CB

7/25..... Signed
8/17..... Waived
9/1..... Signed to practice squad
11/20..... Elevated as a standard elevation
12/25..... Elevated as a COVID-19 replacement
12/30..... Placed on Practice Squad/COVID-19
1/5/22..... Restored to practice squad

BROWN, Noah - WR

3/18..... Re-signed
8/31..... Placed on Reserve/COVID-19
9/5..... Activated

12/9..... Placed on Reserve/Injured

12/29..... Designated for return

1/1/22..... Activated

BUNTING, Ian - TE

9/2..... Signed to practice squad
12/11..... Standard Elevation

BURTON, Deante - CB

8/31..... Released
9/1..... Signed to practice squad
9/13..... Placed on Practice Squad/Injured
10/25..... Restored to practice squad
11/20..... Elevated as a COVID-19 replacement
12/15..... Released

CANADY, Maurice - CB

10/26..... Placed on Reserve/Injured
12/25..... Designated for Return
12/25..... Activated

CARTER, Ron'Dell - DE

3/9..... Re-Signed
8/31..... Waived

CLEMENT, Corey - RB

9/2..... Signed

COLLINS, Aviante - T

9/6..... Signed to practice squad
12/27..... Placed on Practice Squad/COVID-19
1/1/22..... Restored to practice squad

COLLINS, La'el - T

9/10..... Placed on Reserve/Suspended

COOPER, Amari - WR

7/22..... Placed on Active/PUP
8/10..... Passed physical
11/19..... Placed on Reserve/COVID-19
12/2..... Activated

COX, Jabril - LB

5/1..... Drafted
11/2..... Placed on Reserve/Injured

COYLE, Tyler - S

5/14..... Signed
8/31..... Waived
9/1..... Signed to practice squad
12/2..... Elevated as a COVID-19 replacement
12/30..... Placed on Practice Squad/COVID-19
1/4/22..... Restored to practice squad
1/8/22..... Elevated as a COVID-19 replacement

DAVIS, Reggie - WR

6/11..... Signed
8/31..... Waived

DiNUCCI, Ben - QB

8/31..... Waived
9/1..... Signed to practice squad

DIXON, Johnnie - WR

5/24..... Signed
8/31..... Waived

DOWDLE, Rico - RB

8/28..... Placed on Reserve/Injured

DURDE, Aden

1/21..... Named defensive line coach

EAGLES, Brennan - WR

5/14..... Signed
8/17..... Waived

EUBANKS, Nick - TE

5/14..... Signed
8/31..... Waived

FARNIOK, Matt - G

5/1..... Drafted
FAOLI, Austin - DT

5/14..... Signed
8/31..... Waived

9/1..... Signed to practice squad
10/2..... Standard Elevation

FEHOKO, Simi - WR

5/1..... Drafted
12/24..... Placed on Reserve/COVID-19
1/1/22..... Activated

FOSTER, Robert - WR

9/14..... Signed to practice squad
11/22..... Placed on Practice Squad/COVID-19
12/7..... Restored to practice squad

GALLIMORE, Neville - DT

9/2..... Placed on Reserve/Injured
11/29..... Designated for return
12/11..... Activated

GALLUP, Michael - WR

9/13..... Placed on Reserve/Injured
10/25..... Designated for Return
11/13..... Activated

1/4/22..... Placed on Reserve/Injured

GILBERT, Garrett - QB

8/31..... Released

GOLSTON, Chauncey - DE

4/30..... Drafted in the third round
7/22..... Placed on Active/PUP
8/31..... Passed physical

GOODWIN, C.J. - CB

3/19..... Re-signed

GREGORY, Randy - DE

9/13..... Placed on Reserve/COVID-19
9/23..... Activated
11/11..... Placed on Reserve/Injured

12/8..... Designated for Return

12/11..... Activated

GRIER, Will QB

9/1..... Claimed off waivers from Carolina
1/10/22..... Placed on Reserve/Injured

GUIDRY, Stephen - WR

6/11..... Waived/Injured
HAJRULLAHU, Lirim - K

8/19..... Signed

8/24..... Waived

9/14..... Signed to practice squad

9/21..... Released

11/10..... Signed to practice squad

11/13..... Elevated as a COVID-19 replacement

11/23..... Released

HALL, Kemon - CB

1/4..... Signed as Reserve/Future
5/5..... Waived

HAMILTON, Justin - DT

8/31..... Released
9/1..... Signed to practice squad
9/27..... Elevated as a COVID-19 replacement
10/2..... Standard Elevation
10/30..... Standard Elevation
11/6..... Signed to active roster
12/11..... Waived

12/15..... Signed to practice squad

12/18..... Elevated as a COVID-19 replacement

12/28..... Signed with Denver

HAMILTON, Ladarius - LB

1/4..... Signed as Reserve/Future
5/5..... Waived

HARDY, JaQuan - RB

5/14..... Signed
8/31..... Waived
9/1..... Signed to practice squad
12/11..... Standard Elevation
12/18..... Standard Elevation
12/23..... Placed on Practice Squad/COVID-19
12/29..... Restored to practice squad
1/8/22..... Elevated as a COVID-19 replacement

HENRY, Marcus - C

1/4..... Signed as Reserve/Future
3/19..... Waived

HIKUTINI, Cole - TE

1/4..... Signed as Reserve/Future
3/19..... Waived

HILL, Holton - DB

9/22..... Signed to practice squad
10/5..... Released

HILL, Trysten - DT

7/22..... Placed on Active/PUP
8/31..... Reserve/PUP

10/25..... Returned to Practice

11/13..... Activated

12/18..... Placed on Reserve/COVID-19

12/29..... Activated

HINES, Anthony - LB

5/14..... Signed
8/17..... Waived/Injured

HOOKE, Malik - S

7/27..... Signed
12/23..... Placed on Reserve/COVID-19

12/29..... Activated

HYATT, Mitch - T

7/22..... Placed on Active/PUP
7/27..... Placed on Reserve/Injured

JARWIN, Blake - TE

11/6..... Placed on Reserve/Injured
11/26..... Placed on Reserve/COVID-19

12/7..... Restored to Reserve/Injured

1/4/22..... Designated for Return

1/8/22..... Activated

JOHNSON, Isaiah - CB

10/5..... Signed to practice squad
10/19..... Released

JOHNSON, Jon'Vea - WR

1/4..... Signed as Reserve/Future
3/19..... Waived

JONES, Braylon - C

5/14..... Signed
8/31..... Waived

9/1..... Signed to practice squad

JONES, Chris - P

3/17..... Released

JOSEPH, Kelvin - CB

4/30..... Drafted in the second round
9/2..... Placed on Reserve/Injured

10/13..... Designated for Return

10/30..... Activated

KAMARA, Azur - DE

12/20..... Waived

KAZEE, Damontae - S

8/25..... Placed on Reserve/COVID-19
9/2..... Activated

KEARSE, Jayron - S

3/30..... Signed
1/8/22..... Placed on Reserve/COVID-19

2021 TRANSACTIONS BY PLAYER, cont.

KNIGHT, Brandon - T

9/5..... Placed on Reserve/COVID-19
9/13..... Activated
10/16..... Waived

KNOX, Brenden - RB

5/14..... Signed
8/31..... Waived

LACY, Chris - WR

1/4..... Signed as Reserve/Future
3/19..... Waived

LAMB, CeeDee - WR

8/23..... Placed on Reserve/COVID-19
9/2..... Activated

LAWRENCE, DeMarcus - DE

7/22..... Placed on Active/PUP
8/3..... Passed physical
9/16..... Placed on Reserve/Injured
11/24..... Designated for return
12/2..... Activated

LEWIS, Jourdan - CB

3/18..... Re-signed
12/24..... Placed on Reserve/COVID-19
12/30..... Activated

MARTIN, Zack - G

9/5..... Placed on Reserve/COVID-19
9/13..... Activated

LYNN, Artayvious - TE

5/14..... Signed
8/31..... Waived

McKEON, Sean - TE

9/2..... Placed on Reserve/Injured
10/13..... Designated for Return
11/3..... Activated

McQUAIDE, Jake - LS

3/22..... Signed
8/31..... Released
9/2..... Signed

MITCHELL, Osirus - WR

5/14..... Signed
8/31..... Waived
9/1..... Signed to practice squad
9/17..... Placed on Practice Squad/Injured
11/16..... Restored to practice squad
12/20..... Released

MUKUAMU, Israel - S

5/1..... Drafted
8/23..... Placed on Reserve/COVID-19
8/25..... Activated

NEAL, Keanu - S

4/14..... Signed
9/22..... Placed on Reserve/COVID-19
10/6..... Activated
12/31..... Placed on Reserve/COVID-19
1/5/22..... Activated

NISWANDER, Hunter - P

8/19..... Waived/Injured
12/28..... Placed on Reserve/COVID-19
1/10/22..... Restored to Reserve/Injured

NOLAN, Mike - Defensive Coordinator

1/8..... Fired

NSEKHE, Ty - T

3/22..... Signed

ODIGHIZUWA, Osa - DT

4/30..... Drafted in the third round
12/18..... Placed on Reserve/COVID-19
12/23..... Activated

OLAWALE, Jamize - FB

3/10..... Released

PALMORE, Walter - DT

1/4..... Signed as Reserve/Future
5/5..... Waived

PARKER, Aaron - WR

1/4..... Signed as Reserve/Future
8/31..... Waived

PARKER, Steven - S

8/31..... Waived

PARSONS, Micah - LB

4/29..... Drafted in the first round
1/5/22..... Placed on Reserve/COVID-19

PRESCOTT, Dak - QB

3/10..... Re-Signed

QUINN, Dan

1/12..... Named defensive coordinator
RALSTON, Nick - FB

5/14..... Signed

8/31..... Waived

9/1..... Signed to practice squad

9/27..... Standard elevation

10/9..... Standard elevation

10/16..... Signed to the active roster

10/19..... Waived

10/21..... Signed to practice squad

RATLEY, Damion - WR

9/21..... Signed to practice squad

11/16..... Released

REDMOND, Adam - C

1/4..... Signed as Reserve/Future

5/5..... Released

ROBINSON, Rashard - CB

7/17..... Released

RUSH, Cooper - QB

1/4..... Signed as Reserve/Future

SMITH, Brandon - WR

5/14..... Signed

8/31..... Waived

9/1..... Signed to practice squad

12/23..... Placed on Practice Squad/COVID-19

12/29..... Restored to practice squad

SMITH, Cedric

2/11..... Named asst. strength and condition.

SMITH, Eric - T

1/4..... Signed as Reserve/Future

8/31..... Released

SMITH, Ito - RB

12/8..... Signed to practice squad

1/8/22..... Elevated as a COVID-19 replacement

SMITH, Jaylon - LB

10/6..... Released

SMITH, Saivion - CB

1/4..... Signed as Reserve/Future

5/5..... Waived

SMITH, Tyron - T

1/6/22..... Placed on Reserve/COVID-19

SPRINKLE, Jeremy - TE

4/7..... Signed

8/31..... Released

9/9..... Standard elevation

9/18..... Elevated as a COVID-19 replacement

9/27..... Elevated as a COVID-19 replacement

10/9..... Standard elevation

10/16..... Signed to the active roster

SPEAKS, Breeland - DE

9/1..... Signed to practice squad

12/6..... Released

STEELE, Terence - T

11/28..... Placed on Reserve/COVID-19

12/7..... Activated

SWEET, William - T

1/4..... Signed as Reserve/Future

5/18..... Waived

THOMPSON, Darian - S

8/31..... Released

9/1..... Signed to practice squad

9/9..... Standard elevation

9/13..... Placed on Practice Squad/Injured

11/29..... Restored to practice squad

12/11..... Elevated as a COVID-19 replacement

12/18..... Elevated as a COVID-19 replacement

12/25..... Elevated as a COVID-19 replacement

1/1/22..... Elevated as a COVID-19 replacement

1/8/22..... Placed on Practice Squad/COVID-19

1/10/22..... Restored to practice squad

TOMSULA, Jim - DL Coach

1/8..... Fired

TURNER, Malik - WR

3/19..... Re-signed

8/23..... Placed on Reserve/COVID-19

8/27..... Activated

9/2..... Placed on Reserve/Injured

9/30..... Designated for Return

10/2..... Activated

URBAN, Brent - DT

3/22..... Signed

10/26..... Placed on Reserve/Injured

VASHER, T.J. - WR

5/14..... Signed

7/22..... Placed on Active/NFI

8/31..... Reserve/NFI

11/22..... Placed on Reserve/COVID-19

12/7..... Restored to Reserve/NFI

12/22..... Returned to practice

WATKINS, Carlos - DE

3/22..... Signed

8/23..... Placed on Reserve/COVID-19

9/2..... Activated

WHITT Jr., Joe

1/21..... Named secondary/def. pass coord.

WILLIAMS, Connor - G

8/25..... Placed on Reserve/COVID-19

9/5..... Activated

WILSON, Cedrick - WR

12/13..... Placed on Reserve/COVID-19

12/17..... Activated

WILSON, Donovan - S

11/24..... Placed on Reserve/Injured

12/15..... Designated for Return

12/25..... Activated

WOODS, Antwaun - DT

5/5..... Released

WRIGHT, Nahshon - CB

4/30..... Drafted in the third round

11/30..... Placed on Reserve/COVID-19

12/13..... Activated

ZUERLEIN, Greg - K

7/22..... Placed on Active/PUP

8/25..... Passed physical

11/8..... Placed on Reserve/COVID-19

11/18..... Activated



NON-MEDIA GUIDE BIOS



2021 NON-MEDIA GUIDE BIOS

COREY CLEMENT (CLEM-ent)

32 • Running Back

5-10 • 220 • 11/2/94
 Wisconsin • FA-21
 NFL: 5th Year • Cowboys: 1st year
 Games/Starts: 2020-15/0-Phi; Career-46/0
 Postseason: 2020-0/0; Career-3/0

PRO: The Dallas Cowboys signed fifth-year running back Corey Clement prior to Week 1 to fill an important special teams void and provide depth to the running back room after Rico Dowdle (hip) landed on Reserve/Injured. Clement, who spent his first four seasons in Philadelphia, arrives in Dallas after spending 2021 training camp with the N.Y. Giants. Clement played in 46 regular season games for the Eagles, contributing mostly on special teams. His 742 special teams snaps were near the top of the team, and he has experience returning punts and kicks in Philadelphia. Clement was an undrafted free agent in 2017 and had an outstanding performance in Philadelphia's Super Bowl LII win against New England, catching four passes for 100 yards and a touchdown. Going into 2021, Clement will serve as a much-needed role player in the Cowboys backfield.

TRANSACTION SUMMARY:

- 9/2/21:** Signed with Dallas as a free agent.
- 5/16/21:** Signed with the N.Y. Giants as a free agent and waived (8/31).
- 4/29/20:** Signed a one-year contract with Philadelphia.
- 10/11/19:** Placed on Reserve/Injured with a shoulder injury.
- 12/11/18:** Placed on Reserve/Injured with a knee injury.
- 5/11/17:** Signed with Philadelphia as a rookie free agent.

2020 (Philadelphia):

- Played in 15 games for the Eagles, mainly on special teams, earning 21 carries for 75 yards and five receptions for 25 yards on offense.
- Scored his only rushing touchdown of the season on a five-yard scamper at the N.Y. Giants (11/15).
- Finished with season-highs of five carries and 24 yards against Dallas (11/1).

2019 (Philadelphia):

- Played the season's first four games before a shoulder injury on Oct. 11 landed him on the Reserve/Injured list for the rest of the season.
- Did not tally a carry nor reception in his four appearances.

2018 (Philadelphia):

- In 11 games, finished with career-best totals of 22 receptions for 192 yards and ran for 259 yards and two touchdowns on 68 carries.
- Started to showcase his special teams ability in the NFL, leading the Eagles in total kickoff return yards (333) and return average (25.6 yards).
- Caught a career-high five passes for 55 yards and scored a 15-yard rushing touchdown at Tampa Bay (9/16).
- Posted career-high totals of 16 carries for 56 yards against Indianapolis (9/23).
- Suffered a knee injury at Dallas (12/9) and was placed on Reserve/Injured for the remainder of the season.

2017 (Philadelphia):

- As a rookie, played in 16 regular season games, and three postseason contests, in his most productive NFL season.
- Finished the season with 74 carries, 321 yards and four touchdowns to go along with 10 receptions and two receiving touchdowns.
- Showcased a career performance during the Eagles Super Bowl LII win over New England. He posted a career-high 100 receiving yards, including a 22-yard touchdown catch, to become the fourth rookie in NFL history with 100-plus receiving yards in the Super Bowl.
- Fielded the snap on one of the most memorable trick plays in Super Bowl history, the "Philly Special," when Nick Foles caught a touchdown pass from wide receiver Trey Burton in the fourth quarter of Super Bowl LII.
- His six touchdowns in the regular season tied for the fourth-most by an Eagles rookie running back.
- Tallied a career-best three touchdowns – two rushing, one receiving – in the 51-23 win against Denver (11/5).

COLLEGE:

- A four-year letterwinner who was a member of the all-time winningest senior class in Wisconsin history (team went 41-13 from 2013-16).
- In 43 career appearances, with 15 starts, ran for 3,092 yards and 36 touchdowns on 575 carries, while adding 29 catches for 279 yards and two touchdowns.
- As a senior, earned first-team All-Big Ten honors after posting career-highs in carries (314), rushing yards (1,375) and touchdowns (15) in 13 games. Finished his senior season with eight 100-yard rushing games.
- Played in just four games as a junior after suffering a mid-season injury. Logged 48 carries for 221 yards and five touchdowns in 2015, including a season-best 115 rushing yards and three touchdowns on 11 carries against Rutgers.
- In 2014 as a sophomore, carried the ball 147 times for 949 yards (6.5 avg) and nine touchdowns. Combined with Melvin Gordon to set the single-season FBS record for rushing yards by teammates (3,536).
- Played in 12 games as a freshman, rushing for 547 yards on 67 carries (8.2 avg) with seven touchdowns.

PERSONAL:

- Rated a four-star recruit out of Glassboro, N.J., High School, where he finished his career with 6,245 rushing yards, 34 rushing scores and 90 total touchdowns.
- As a two-way player his senior year, earned first-team all-state honors after rushing for 2,323 yards and 33 touchdowns while also collecting 47 tackles and 8.0 sacks.
- Set the New Jersey state single-game record with 479 rushing yards against Gloucester City.
- Graduated in 2017 with his bachelor's degree in life sciences communication from Wisconsin.

CLEMENT'S NFL TOTALS

| Year Team | GP-GS | RUSHING | | | | | RECEIVING | | | | |
|-------------------------|-------------|-----------------|------------|-------------|-----------|----------|--------------|------------|------------|-----------|-----------|
| | | No | Yds | Avg | Long | TD | No | Yds | Avg | Long | TD |
| 2017 Philadelphia | 16-0 | 74 | 321 | 4.3 | 28 | 4 | 10 | 123 | 12.3 | 28 | 2 |
| 2018 Philadelphia | 11-0 | 68 | 259 | 3.8 | 32 | 2 | 22 | 192 | 8.7 | 23 | 0 |
| 2019 Philadelphia | 4-0 | 0 | 0 | 0.0 | 0 | 0 | 0 | 0 | 0.0 | 0 | 0 |
| 2020 Philadelphia | 15-0 | 21 | 75 | 3.6 | 7 | 1 | 5 | 25 | 5.0 | 12 | 0 |
| Totals | 46-0 | 163 | 655 | 4.0 | 32 | 7 | 37 | 340 | 9.2 | 28 | 2 |
| Playoffs | | | | | | | | | | | |
| 2017 Philadelphia | 3-0 | 6 | 33 | 5.5 | 14 | 0 | 10 | 139 | 13.9 | 55 | 1 |
| Year Team | | KICKOFF RETURNS | | | | | PUNT RETURNS | | | | |
| | | No | Yds | Avg | Long | TD | No | Yds | Avg | FC | Long |
| 2017 Philadelphia | | 2 | 49 | 24.5 | 35 | 0 | 0 | 0 | 0.0 | 0 | 0 |
| 2018 Philadelphia | | 13 | 333 | 25.6 | 48 | 0 | 6 | 17 | 2.8 | 2 | 10 |
| 2019 Philadelphia | | 3 | 73 | 24.3 | 26 | 0 | 1 | 0 | 0.0 | 0 | 0 |
| 2020 Philadelphia | | 1 | 22 | 22.0 | 22 | 0 | 2 | 0 | 0.0 | 0 | 0 |
| Totals | | 19 | 477 | 25.1 | 48 | 0 | 0 | 17 | 2.4 | 2 | 10 |

ADDITIONAL STATISTICS

Special Teams Tackles – 2017 (4-2-6) 2018 (2-1-3), 2019 (1-0-1), 2020 (4-1-5). **Totals: (11-4-15).**

SINGLE-GAME HIGHS

Carries – 16 vs. Indianapolis, 9/23/18
Rushing Yards – 56 vs. Indianapolis, 9/23/18
Long Run – 32 vs. N.Y. Giants, 11/25/18
Receptions – 5 at Tampa Bay, 9/16/18
Receiving Yards – 55 at Tampa Bay, 9/16/18
Kickoff Returns – 4 at New Orleans, 11/18/18
Kickoff Return Yards – 114 at New Orleans, 11/18/18
Long Kickoff Return – 48 at New Orleans, 11/18/18

WILL GRIER**3 • Quarterback**

6-1 • 220 • 4/3/95
 West Virginia • W(Car)-21
 NFL: 3rd year • Cowboys: 1st year
 Games/Starts: 2020-0/0; Career-2/2
 Postseason: 2020-0/0; Career-0/0



PRO: The Dallas Cowboys added more competition for the backup quarterback spot when they claimed Will Grier off waivers following training camp. Grier, a former Heisman Trophy Finalist at West Virginia, comes to Dallas after spending his first two NFL seasons with the Carolina Panthers. Grier started two games in his rookie season before not seeing any action in 2020. As a former college standout who spent the 2015 season at Florida with current Cowboys Quarterbacks Coach Doug Nussmeier, Grier looks to compete for the lead backup to Prescott.

TRANSACTION SUMMARY:

9/1/21: Claimed off waivers by Dallas.

8/31/21: Waived by Carolina.

5/9/19: Drafted in the third round (100th overall) by Carolina.

2020 (Carolina):

- Did not appear in any games and was inactive for nine of the final eleven contests.

2019 (Carolina):

- Played and started in the final two games, completing 28-of-52 passes for 228 yards and four interceptions.
- Made his NFL debut at Indianapolis, completing 27-of-44 passes for 224 yards and three interceptions.

COLLEGE:

- Three-year starter at West Virginia where he was a Heisman Trophy Finalist and fourth-team All-American in 2018.
- As a senior, led the NCAA in passing yards-per-game (305.6) and ranked fifth in the nation in career pass efficiency (165.1). He also ranked second in the country in touchdown passes (37) and third in passing yards (3,864), along with a career-best 67.0% completion rate.
- Named Maxwell Award Finalist, Johnny Unitas Golden Arm Award Top 5 Finalist and Manning Award Finalist for his efforts in 2018.
- In 2017 started the first eleven games before a hand injury ended his season. Despite the injury, finished with All-Big 12 second-team honors after throwing for 3,490 yards and 34 touchdowns.
- Sat out the 2016 season due to NCAA transfer requirements.
- Played in six games as a true freshman at Florida under the watch of then Gators Offensive Coordinator Doug Nussmeier. In his six appearances during 2015, completed 65.9% of his passes for 1,204 yards, 10 touchdowns and just three interceptions.

Will Grier, cont.

PERSONAL:

- Played quarterback under his father, Chad Grier, at Davidson Day School in Davidson, N.C., Day School.
- Threw for 4,989 yards as a senior and led the nation with 77 touchdowns, along with 1,251 rushing yards and 13 scores on the ground.
- Named the 2013 Parade National Player of the Year, Maxwell Player of the Year and Tom Lemming Offensive Player of the Year.
- Named Mr. Football USA as the nation's top high school player and was a first-team All-American, according to both MaxPreps and 247 Sports.
- Named the Gatorade North Carolina Player of the Year as a junior and senior.
- Earned an invite to the 2014 U.S. Army All-American Bowl, where his 51-yard pass resulted in the longest play of the game.
- Graduated with his bachelor's degree in multidisciplinary studies from West Virginia.

GRIER'S NFL TOTALS

| Year Team | GP-GS | PASSING | | | | | | | | | | |
|---------------------|------------|-----------|-----------|-------------|------------|------------|----------|------------|----------|------------|-----------|-------------|
| | | Att | Cmp | Pct | Yds | Yds/Att | TD | TD% | Int | Int% | Long | Sacks |
| 2019 Carolina..... | 2-2 | 52 | 28 | 53.8 | 228 | 4.4 | 0 | 0.0 | 4 | 7.7 | 28 | 6/44 |
| 2020 Carolina..... | 0-0 | 0 | 0 | 0 | 0 | 0 | 0 | 0.0 | 0 | 0.0 | 0 | 0/0 |
| Totals | 2-2 | 52 | 28 | 53.8 | 228 | 4.4 | 0 | 0.0 | 4 | 7.7 | 28 | 6/44 |
| Year Team | | RUSHING | | | | | | | | | | |
| | | No | Yds | Avg | Long | TD | | | | | | |
| 2019 Carolina..... | | 7 | 22 | 3.1 | 11 | 0 | | | | | | |
| 2020 Carolina..... | | 0 | 0 | 0.0 | 0 | 0 | | | | | | |
| Totals | | 7 | 22 | 3.1 | 11 | 0 | | | | | | |

MALIK HOOKER

28 • Safety

6-1 • 214 • 4/2/96
Ohio State • FA-21
NFL: 5th year • Cowboys: 1st year
Games/Starts: 2020-2/2-Ind; Career-36/35
Postseason: 2020-0/0; Career-1/1



PRO: The Dallas Cowboys improved their secondary when they signed Malik Hooker the first week of training camp. Hooker, the former 15th overall pick from the 2017 NFL Draft, arrives in Dallas after spending the first four years of his career with the Indianapolis Colts. The fifth-year safety has displayed his ability to perform at a high level and could be the player Dallas has coveted from the safety position. His four seasons have not come without struggle, as he missed 14 games in 2020 with a torn Achilles and more than half of his rookie season with a torn ACL and MCL. Despite being sidelined two times, Hooker has 35 starts in 36 games played and has picked off seven passes, recovered a pair of fumbles, made 123 tackles and broke up 11 passes.

TRANSACTION SUMMARY:

7/27/21: Signed a one-year contract with Dallas through 2021.

9/22/20: Placed on Reserve/Injured with an Achilles injury.

10/24/17: Placed on Reserve/Injured with a knee injury.

4/27/17: Drafted in the first round (15th overall) by Indianapolis.

2020 (Indianapolis):

- Was limited to starts in just two games played before tearing his Achilles in the game against Minnesota (9/20) and missing the remainder of the season.
- Opened the year at Jacksonville with five tackles, then added two against the Vikings before the injury.

2019 (Indianapolis):

- Started 13-of-13 games played, missing three with a knee injury and finished the year with 51 tackles, one for a loss, two interceptions, three breakups and a fumble recovery.
- Had five tackles and an interception in the opener at the LA Chargers (9/8).
- Missed three games (Games 4-6) with a knee injury, but returned to log consecutive five-tackle games against Denver (10/27) and at Pittsburgh (11/3), adding his first career tackle for loss in the Steelers game.
- Recovered a fumble against Tennessee (12/1) and had a season-best 10 stops along with his second interception of the season at Tampa Bay (12/8).

2018 (Indianapolis):

- After rehabbing a knee injury suffered as a rookie, returned to start all 14 games he played, missing two with a hip injury.
- Tallied 44 tackles, two interceptions, four breakups and a fumble recovery on the year.
- Notched a career-best 12 tackles at New England (10/4), then picked off his first pass of the season the next game at the N.Y. Jets (10/14).
- After missing the game at Oakland (10/28) with a hip injury, recovered his first career fumble in the game against Jacksonville (11/11) before missing the Tennessee (11/18) game with the hip.
- Added his second interception of the year against the N.Y. Giants (12/23).

2017 (Indianapolis):

- After being selected 15th overall in the NFL Draft, started six of the seven games he played before landing on Reserve/Injured with a knee injury.
- Posted 21 tackles, four breakups and three interceptions.
- Made his NFL debut at the LA Rams (9/10) and had three tackles with one stop on special teams.
- Picked off a pass in three consecutive games - against Arizona (9/17), Cleveland (9/24) and at Seattle (10/1).
- Logged a season-high five tackles against San Francisco (10/8), then played in the next two games, suffering a knee injury against Jacksonville (10/22).

Malik Hooker, cont.

COLLEGE:

- Started 13 of the 26 games he played as a safety at Ohio State, helping lead the Buckeyes to a 2015 Fiesta Bowl win and an appearance in the 2016 College Football Playoff.
- Ended his collegiate career with 84 tackles, 5.5 for loss, a half sack, seven interceptions - three returned for touchdowns - and 11 breakups.
- Led the nation with three interceptions returned for touchdowns as a sophomore in 2016, ranked second with 181 interception return yards and third with seven interceptions. Named first-team All-America and was a Thorpe Award semifinalist, starting all 13 games, adding 74 tackles, 5.5 for loss and half a sack.
- Played in all 13 games, including the Fiesta Bowl in 2015 as a redshirt freshman.
- Redshirted as a true freshman in 2014.

PERSONAL:

- Played two seasons of football as a wide receiver and cornerback at New Castle, Pa., High School, helping his squad to the state playoffs as a senior in 2013.
- Was a Division I basketball recruit after winning consecutive league championships as a sophomore and junior.

HOOKEER'S NFL TOTALS

| | | DEFENSE | | | | | | | | INTERCEPTIONS | | | | | FUMBLES REC | | | | | |
|----------|--------------|------------|----|-----|-----|---------|--------|--------|-----|---------------|----|-----|------|----|-------------|----|-----|-----|----|----|
| Year | Team | GP-GS | ST | AT | TT | Sks-Yds | Tkl/Ls | QB Prs | PBU | FF | No | Yds | Avg | Lg | TD | No | Yds | Avg | Lg | TD |
| 2017 | Indianapolis |7-6 | 15 | 6- | 21 | 0.0(0) | 0(0) | 0 | 4 | 0 | 3 | 73 | 24.3 | 32 | 0 | 0 | 0 | 0.0 | 0 | 0 |
| 2018 | Indianapolis |14-14 | 30 | 14- | 44 | 0.0(0) | 0(0) | 0 | 4 | 0 | 2 | 34 | 17.0 | 27 | 0 | 1 | 0 | 0.0 | 0 | 0 |
| 2019 | Indianapolis |13-13 | 30 | 21- | 51 | 0.0(0) | 1(-3) | 0 | 3 | 0 | 2 | 39 | 19.5 | 26 | 0 | 1 | 3 | 3.0 | 3 | 0 |
| 2020 | Indianapolis |2-2 | 5 | 2- | 7 | 0.0(0) | 0(0) | 0 | 0 | 0 | 0 | 0 | 0.0 | 0 | 0 | 0 | 0 | 0.0 | 0 | 0 |
| Totals | |36-35 | 80 | 43- | 123 | 0.0(0) | 1(-3) | 0 | 11 | 0 | 7 | 146 | 20.9 | 32 | 0 | 2 | 3 | 1.5 | 3 | 0 |
| Playoffs | | | | | | | | | | | | | | | | | | | | |
| 2018 | Indianapolis |1-1 | 1 | 1- | 2 | 0.0(0) | 0(0) | 0 | 0 | 0 | 0 | 0 | 0.0 | 0 | 0 | 0 | 0 | 0.0 | 0 | 0 |

ADDITIONAL STATISTICS
Special Teams Tackles – 2017 (1-0-1).

SINGLE-GAME HIGHS
Total Tackles – 12 at New England, 10/4/18

HOOKEER'S CAREER GAME-BY-GAME DEFENSE

2017 (Indianapolis)

| Game | ST | AT | TT | Tkl/Ls | PBU | INTs | | | |
|---------------------|-----------|-----------|-----------|----------------------|----------|-------------|-----------|----------|--|
| | | | | | | No/Yds | Lg | TD | |
| L-@ LAR 9/10.... | 2 | 1- | 3 | | | | | | |
| L-Ari 9/17..... | 1 | 1- | 2 | | 1 | 1/32 | 32 | 0 | |
| W-Cle 9/24..... | 2 | 1- | 3 | | 1 | 1/12 | 12 | 0 | |
| L-@ Sea 10/1.... | 1 | 2- | 3 | | 1 | 1/29 | 29 | 0 | |
| W-SF 10/8..... | 4 | 1- | 5 | | | | | | |
| L-@ Ten 10/16... | 3 | 0- | 3 | | 1 | | | | |
| L-Jac 10/22..... | 2 | 0- | 2 | | | | | | |
| L-@ Cin 10/29... | | | | RESERVE/INJURED-Knee | | | | | |
| W-@ Hou 11/5... | | | | RESERVE/INJURED-Knee | | | | | |
| L-Pit 11/12..... | | | | RESERVE/INJURED-Knee | | | | | |
| L-Ten 11/26..... | | | | RESERVE/INJURED-Knee | | | | | |
| L-@ Jac 12/3..... | | | | RESERVE/INJURED-Knee | | | | | |
| L-@ Buf 12/10... | | | | RESERVE/INJURED-Knee | | | | | |
| L-Den 12/14..... | | | | RESERVE/INJURED-Knee | | | | | |
| L-@ Bal 12/23... | | | | RESERVE/INJURED-Knee | | | | | |
| W-Hou 12/31.... | | | | RESERVE/INJURED-Knee | | | | | |
| Totals | 15 | 6- | 21 | | 4 | 3/73 | 32 | 0 | |

2018 (Indianapolis)

| Game | ST | AT | TT | Tkl/Ls | PBU | INTs | | | |
|---------------------|-----------|------------|-----------|----------------------|----------|-------------|-----------|----------|--|
| | | | | | | No/Yds | Lg | TD | |
| L-Cin 9/9..... | 4 | 0- | 4 | | | | | | |
| W-@ Was 9/16.. | 1 | 0- | 1 | | | | | | |
| L-@ Phi 9/23.... | 6 | 0- | 6 | | 1 | | | | |
| L-Hou 9/30..... | 2 | 0- | 2 | | | | | | |
| L-@ NE 10/4..... | 4 | 8- | 12 | | | | | | |
| L-@ NYJ 10/14.. | 1 | 0- | 1 | | 1 | 1/27 | 27 | 0 | |
| W-Buf 10/21..... | 0 | 1- | 1 | | | | | | |
| W-@ Oak 10/28.. | | | | INACTIVE/INJURED-Hip | | | | | |
| W-Jac 11/11..... | 4 | 0- | 4 | | | | | | |
| W-Ten 11/18..... | | | | INACTIVE/INJURED-Hip | | | | | |
| W-Mia 11/25..... | 1 | 1- | 2 | | | | | | |
| L-@ Jac 12/2.... | | | | | | | | | |
| W-@ Hou 12/9... | 1 | 0- | 1 | | | | | | |
| W-Dal 12/16..... | 0 | 1- | 1 | | | | | | |
| W-NYG 12/23.... | 4 | 2- | 6 | | 1 | 1/7 | 7 | 0 | |
| W-@ Ten 12/30.. | 2 | 1- | 3 | | 1 | | | | |
| Totals | 30 | 14- | 44 | | 4 | 2/34 | 27 | 0 | |

Playoffs

| | | | | | | | | | |
|---------------------|----------|-----------|----------|----------------------|--|--|--|--|--|
| W- @ Hou 1/5/19 | 1 | 1- | 2 | | | | | | |
| L- @ KC 1/12/19 | | | | INACTIVE/INJURED-Hip | | | | | |
| Totals | 1 | 1- | 2 | | | | | | |

2019 (Indianapolis)

| Game | ST | AT | TT | Tkl/Ls | PBU | INTs | | | |
|---------------------|-----------|------------|-----------|-----------------------|----------|-------------|-----------|----------|--|
| | | | | | | No/Yds | Lg | TD | |
| L-@ LAC 9/8..... | 4 | 1- | 5 | | 1 | 1/26 | 26 | 0 | |
| W-@ Ten 9/15.... | 3 | 0- | 3 | | | | | | |
| W-Atl 9/22..... | 1 | 1- | 2 | | | | | | |
| L-Oak 9/29..... | | | | INACTIVE/INJURED-Knee | | | | | |
| W-@ KC 10/6.... | | | | INACTIVE/INJURED-Knee | | | | | |
| W-Hou 10/20.... | | | | INACTIVE/INJURED-Knee | | | | | |
| W-Den 10/27..... | 3 | 2- | 5 | | | | | | |
| L-@ Pit 11/3..... | 3 | 2- | 5 | 1(-3) | | | | | |
| L-Mia 11/10..... | 1 | 2- | 3 | | | | | | |
| W-Jac 11/17..... | 0 | 3- | 3 | | 1 | | | | |
| L-@ Hou 11/21.. | 2 | 5- | 7 | | | | | | |
| L-Ten 12/1..... | 1 | 3- | 4 | | | | | | |
| L-@ TB 12/8..... | 9 | 1- | 10 | | 1 | 1/13 | 13 | 0 | |
| L-@ NO 12/16... | 1 | 1- | 2 | | | | | | |
| W-Car 12/22.... | 2 | 0- | 2 | | | | | | |
| L-@ Jac 12/29... | | | | | | | | | |
| Totals | 30 | 21- | 51 | 1(-3) | 3 | 2/39 | 13 | 0 | |

2020 (Indianapolis)

| Game | ST | AT | TT | Tkl/Ls | PBU | INTs | | | |
|---------------------|----------|-----------|----------|--------------------------|-----|--------|----|----|--|
| | | | | | | No/Yds | Lg | TD | |
| L-@ Jac 9/13.... | 3 | 2- | 5 | | | | | | |
| W-Min 9/20..... | 2 | 0- | 2 | | | | | | |
| W-NYJ 9/27..... | | | | RESERVE/INJURED-Achilles | | | | | |
| W-@ Chi 10/4.... | | | | RESERVE/INJURED-Achilles | | | | | |
| L-@ Cle 10/11... | | | | RESERVE/INJURED-Achilles | | | | | |
| W-Cin 10/18..... | | | | RESERVE/INJURED-Achilles | | | | | |
| W-@ Det 11/1.... | | | | RESERVE/INJURED-Achilles | | | | | |
| L-Bal 11/8..... | | | | RESERVE/INJURED-Achilles | | | | | |
| W-@ Ten 11/12.. | | | | RESERVE/INJURED-Achilles | | | | | |
| W-GB 11/22..... | | | | RESERVE/INJURED-Achilles | | | | | |
| L-Ten 11/29..... | | | | RESERVE/INJURED-Achilles | | | | | |
| W-@ Hou 12/6... | | | | RESERVE/INJURED-Achilles | | | | | |
| W-@ LV 12/13... | | | | RESERVE/INJURED-Achilles | | | | | |
| W-Hou 12/20.... | | | | RESERVE/INJURED-Achilles | | | | | |
| L-@ Pit 12/27.... | | | | RESERVE/INJURED-Achilles | | | | | |
| W-Jac 1/3/21.... | | | | RESERVE/INJURED-Achilles | | | | | |
| Totals | 5 | 2- | 7 | | | | | | |

Playoffs

| | | | | | | | | | |
|------------------|--|--|--|--------------------------|--|--|--|--|--|
| L-@ Buf 1/9/21.. | | | | RESERVE/INJURED-Achilles | | | | | |
|------------------|--|--|--|--------------------------|--|--|--|--|--|