



REGULAR SEASON GAME #4

SUNDAY, OCTOBER 2, 2022

DALLAS COWBOYS VS. WASHINGTON COMMANDERS

AT&T STADIUM - ARLINGTON, TX - 12:00 P.M. (CDT)

DELIVERED BY:



★ COWBOYS PR ON TWITTER ★

The official Twitter account of the Dallas Cowboys Public Relations team (@DallasCowboysPR) will provide pertinent stats, information, transactions, game updates and more throughout the week and on gameday. Follow us for the most up-to-date info related to the Cowboys organization.

FOX SPORTS/FOX 4 DFW

Play-By-Play: Kevin Burkhardt
Analyst: Greg Olsen
Sideline Reporter: Erin Andrews

KRLD-FM 105.3 THE FAN

Play-By-Play: Brad Sham
Analyst: Babe Laufenberg
Sideline Reporter: Kristi Scales

KMVK-FM 107.5 Mega

Play-By-Play: Victor Villalba
Analyst: Luis Perez
Sideline Reporter: Carlos Nava

COMPASS MEDIA (National)

Play-By-Play: Kevin Ray
Analyst: Danny White

QUICK FACTS:

DALLAS COWBOYS (2-1)

VS.

WASHINGTON COMMANDERS (1-2)

Regular Season Series Record:

Dallas leads the series 75-45-2

Last Meeting:

@ Dallas 56, Washington 14, Dec. 26, 2022

Last Meeting in Dallas:

Dallas 56, Washington 14, Dec. 26, 2022

Last Cowboys Win:

@ Dallas 56, Washington 14, Dec. 26, 2022

Series Streak:

Dallas has won five of the last seven meetings



★ BY THE NUMBERS ★

2.36

Cooper Rush has recorded an average time to throw of 2.36 seconds on his dropbacks in 2022 per PFF, which ranks second among starting quarterbacks, trailing only Tom Brady (2.22).

19

The Cowboys have held all three of their 2022 opponents to 19 points-or-fewer, the first time Dallas has held an opponent under 20 points in the first three games of a season since 1974.

16.3

Through three games in 2022, KaVontae Turpin leads the NFL in punt return average with 16.3 yards-per-return (min. 1.25 punt returns-per-game).

★ TABLE OF CONTENTS ★

Radio and TV broadcast info	1
Dallas Cowboys media schedule	1
Dallas Cowboys OMG info	1
Cowboys PR contact info	1
Dallas Cowboys 2022 schedule	2
DallasCowboys.com	2
What to watch for	3
Mike McCarthy Facts and Figures	4
2022 Coaching Staff	4
Mike McCarthy coaching record	5
Head coach bios	5
2022 NFL Draft	6
2022 free agency	6
Primetime Cowboys	6
New Kids on the Block	6
Season opener stats and info	7
Player highlights	8
Series history	8
AT&T Stadium stats and figures	9
A Championship Tradition	10
Pro Bowl Numbers	10
Individual Notes	11-25
Dak Prescott	11-15
Ezekiel Elliott	16-18
Tony Pollard	19
CeeDee Lamb	19-20
Dalton Schultz	20
Offensive Notes	20-21
Trevon Diggs	22
Micah Parsons	23
Defensive Notes	24
Bryan Anger/Brett Maher	25
Special Teams Notes	25
Unofficial Depth Chart	26
Pronunciation Guide	26
Coaching Staff	27
Alphabetical Roster	28
Numerical Roster	29
Positional Roster	30
How The Cowboys Were Built	31
Contract Status	31
Contract Analysis	32
When The Cowboys Were Built	33
Transactions by Date	34
Transactions by Player	35
2021 Regular Season Stats	36
2021 Defensive Stats	37
Non-Media Guide Bios	38-42

★ DALLAS COWBOYS 2022 SCHEDULE ★

The Cowboys schedule currently features five games that will be broadcast nationally in primetime, including two from AT&T Stadium. In addition to the two primetime games at AT&T Stadium - both on NBC's *Sunday Night Football* - and the club's annual Thanksgiving Day national appearance (this year on FOX), the Cowboys will make three national appearances in primetime on the road, one on ESPN's *Monday Night Football*, one on NBC's *SNF* and one on Thursday night on Amazon Prime video.

The Cowboys play seven games against teams that qualified for the 2021 playoffs - Cincinnati, Green Bay, LA Rams, Philadelphia (twice), Tampa Bay and Tennessee.

This season marks the eighth time - third time in the last four seasons - that the Cowboys will face both Super Bowl participants from the previous season:

Years	Teams	Years	Teams
2022	CIN and LAR*	2010	IND and NO*
2021	KC and TB*	1995	SD and SF*
2019	LAR and NE*	1973	MIA* and WAS
2015	NE* and SEA	1970	KC* and MIN

* indicates Super Bowl champion

The NFL also introduced its expanded regular season in 2021 with a 17th game. This season paired Dallas with its same place finisher from the AFC North (Cincinnati).

DATE	REGULAR SEASON (TV)	KICKOFF
Sun., Sept. 11	TAMPA BAY (NBC)	L, 3-19
Sun., Sept. 18	CINCINNATI (CBS)	W, 20-17
Mon., Sept. 26	@ N.Y. Giants (ESPN/ABC)	W, 23-16
Sun., Oct. 2	WASHINGTON (FOX)	12:00 p.m.
Sun., Oct. 9	@ LA Rams (FOX)	3:25 p.m.
Sun., Oct. 16	@ Philadelphia (NBC)	7:20 p.m.
Sun., Oct. 23	DETROIT (CBS)	12:00 p.m.
Sun., Oct. 30	CHICAGO (FOX)	12:00 p.m.
Sun., Nov. 6	Bye	
Sun., Nov. 13	@ Green Bay (FOX)	3:25 p.m.
Sun., Nov. 20	@ Minnesota (CBS)	3:25 p.m.
Thurs., Nov. 24	N.Y. GIANTS (FOX)	3:30 p.m.
Sun., Dec. 4	INDIANAPOLIS (NBC)	7:20 p.m.
Sun., Dec. 11	HOUSTON (FOX)	12:00 p.m.
Sun., Dec. 18	@ Jacksonville (FOX)	12:00 p.m.
Sun., Dec. 24	PHILADELPHIA (FOX)	3:25 p.m.
Thurs., Dec. 29	@ Tennessee (Amazon Prime)	7:15 p.m.
Sat/Sun., Jan. 7/8	@ Washington (TBD)	TBD

Home Games in BOLD

★ DALLASCOWBOYS.COM ★



The Dallas Cowboys official website offers the best collection of timely articles, press conferences and videos, combined with the best spot to purchase tickets and order merchandise from the Cowboys Pro Shop. From the latest news to the latest apparel, there is no better place to visit than DallasCowboys.com.

To view the latest press conferences featuring coaches, player interviews from daily locker room sessions, radio interviews with Cowboys front office executives and Dallas Cowboys game highlights, visit <https://www.dallascowboys.com/all-media/>



@dallascowboys



/dallascowboys



@dallascowboys



@dallascowboys



@dallascowboys

★ WHAT TO WATCH FOR IN WEEK 4 ★

COOPER RUSH

10

- * Cooper Rush will make his fourth career start on Sunday. With a win, Rush would become the first Cowboys quarterback - 27th in NFL history - to win his first four starts.
- * Rush has also engineered a game-winning drive in each of his three wins, joining Virgil Carter (1968) as the only two quarterbacks with a game-winning drive in each of their first three starts.
- * Rush (938) needs 62 passing yards to reach 1,000 career passing yards.
- * With 225 passing yards, Rush would become the fifth Cowboys quarterback to reach 1,000 passing yards in just four career starts, joining Tony Romo, Dak Prescott, Steve Pelluer and Gary Hogeboom.

MICAH PARSONS

11

- * Micah Parsons has 17.0 career sacks in his first 19 games as a pro, the second-most among any NFL player through the first 19 games of a career since sacks became official in 1982, trailing only Joey Bosa (18.0).
- * Parsons tallied 2.0 sacks in each of the first two games and is tied for second in the NFL with 4.0 sacks in 2022. He needs 3.5 sacks against the Commanders to tie DeMarcus Lawrence (7.5; 2017) for the most sacks through four games in franchise history.
- * Parsons has five career multi-sack games and two in 2022. With a multi-sack game on Sunday, Parsons would become the third player in NFL history with at least six multi-sack performances through 20 career games - joining Aldon Smith (seven games) and Joey Bosa (six games).

EZEKIEL ELLIOTT

21

- * Ezekiel Elliott has nine rushing touchdowns against Washington, tied with the N.Y. Giants for the most rushing scores against a single opponent in his career.
- * With a receiving touchdown against Washington, Elliott (12) would move into a tie with Tony Dorsett (13) for the most receiving touchdowns by a running back in Cowboys history.
- * Elliott (69) needs three more touchdowns to move into a tie with Jason Witten (72) for the fifth-most total touchdowns in franchise history.

CEEDEE LAMB

88

- * CeeDee Lamb has tallied 136 of his 191 receiving yards in the second half of games this season, the 11th-most second half receiving yards in the NFL this season.
- * Lamb (12) needs three more receiving touchdowns to tie Dan Reeves (15) for the fifth-most touchdown catches by a Cowboy in his first three seasons.

DeMARCUS LAWRENCE

90

- * DeMarcus Lawrence tied a career-high 3.0 sacks in last Monday night's win at the N.Y. Giants, the most sacks he tallied in the first three games of a season since he recorded 6.5 sacks in three games in 2017.
- * Lawrence (51.5) needs 1.0 sack to pass Hall of Fame defensive tackle Randy White (52.0) for the sixth-most sacks in team history.

DALLAS COWBOYS



- * The Dallas defense held its first three opponents under 200 net passing yards for the first time since 2012. If the Cowboys hold Washington under 200 net passing yards, it would mark the first time since 1977 that a Dallas team held each of its first four opponents under 200 net passing yards.
- * The Cowboys have not allowed any of their opponents to reach the 20-point mark this season, the first time that the Cowboys have held their first three opponents to 19 points-or-less since 1974. If Dallas holds Washington under 20 points this week, it would be the first time since 1973 that a Cowboys team held their first four opponents under 20.
- * Dallas is looking for its eighth consecutive victory against a divisional opponent. The last time the Cowboys won eight straight against the NFC East was in 2018-19 (at Philadelphia, 11/11/18 - at N.Y. Giants, 11/4/19).

★ COWBOYS & TOM THUMB ★



As the title sponsor for this week's game, Tom Thumb executives & Dallas Cowboys EVP & Chief Brand Officer Charlotte Jones will present a check for \$330,000 to support cancer research and treatment via the Albertsons Companies Foundation. The contribution will go to programs such as the Susan G. Komen "Walk To Remember", Baylor Scott & White's "Celebrating Women Luncheon" and The American Cancer Society's "Hope Lodge" in Dallas. Representatives from each organization will be present for the pregame check presentation to celebrate the shared goal of bringing hope and treatment to those battling cancer.

MIKE MCCARTHY

Head Coach

Baker University

Head Coach: 16th Year • NFL: 29th Year • Cowboys: 3rd Year

DALLAS DALLAS DALLAS
COWBOYS



★ WINNING HEAD COACH ★

The Dallas Cowboys named Mike McCarthy the ninth head coach in franchise history on Jan. 5, 2020. Along with 13 years of head coaching experience and 13 additional years as an assistant coach in the NFL, McCarthy came to Dallas with a 125-77-2 regular season coaching record - all with the Green Bay Packers (2006-18).

After a 6-10 record in 2020, a 12-5 record in 2021, and a 2-1 record in 2022, he owns the fifth-most wins (24th all-time) and eighth-highest winning percentage among qualifying active NFL coaches. His teams have qualified for the postseason 10 times, won six NFC North Division titles and one NFC East title, made four NFC Championship Game appearances and took home a Super Bowl XLV championship.

Most Regular Season Wins by Active Head Coach

Coach	Years	Won	Loss	Tied	Pct
Bill Belichick.....	1991-2022	291	145	0	.667
Andy Reid.....	1999-2022	235	136	1	.633
Mike Tomlin.....	2007-2022	155	87	2	.639
Pete Carroll.....	1994-2022	153	106	1	.590
Mike McCarthy.....	2006-2022	145	93	2	.608
John Harbaugh.....	2008-2022	139	89	0	.610
Ron Rivera.....	2011-2022	91	84	1	.520

★ 2022 ASSISTANT COACHES ★

(S) Sideline; (B) Booth OFFENSE

Kellen Moore (S).....	Offensive Coordinator
Joe Philbin (S).....	Offensive Line
Jeff Blasko (B).....	Asst. Offensive Line
Robert Prince (S).....	Wide Receivers
Lunda Wells (S).....	Tight Ends
Skip Peete (S).....	Running Backs
Doug Nussmeier (S).....	Quarterbacks
Chase Haslett (B).....	Quality Control - Offense
Kyle Valero (S).....	Quality Control/Analytics
Scott Tolzien (B).....	Offensive Assistant
Evan Harrington (B).....	Offensive Assistant

DEFENSE

Dan Quinn (B).....	Defensive Coordinator
Rob Davis (S).....	Asst. Head Coach
Aden Durde (S).....	Defensive Line
Leon Lett (S).....	Asst. Defensive Line
Scott McCurley (B).....	Linebackers
George Edwards (S).....	Senior Defensive Assistant
Joe Whitt Jr. (S).....	Passing Game Coord./Secondary
Al Harris (S).....	Defensive Backs
Cannon Matthews (B).....	Quality Control - Defense
Ryan Feder (B).....	Quality Control/Analytics
Eric Simonelli (B).....	Quality Control/Analytics

SPECIAL TEAMS

John Fassel (S).....	Special Teams Coordinator
Rayna Stewart (B).....	Asst. Special Teams

STRENGTH AND CONDITIONING

Harold Nash Jr. (S).....	Strength and Conditioning Coordinator
Cedric Smith (S).....	Asst. Strength and Conditioning
Kendall Smith (S).....	Asst. Strength and Conditioning

★ TOP OF THE LINE ★

In 2021 Mike McCarthy helped guide the Cowboys team to key finishes in several areas:

1st

Points-Per-Game (31.2)

1st

Explosive Plays (10-plus Yds - 254)

1st

Net Yards-Per-Game (407.0)

34

Takeaways - Most in the NFL and most by a Cowboys defense since 1987 (43)

★ MCCARTHY'S RECORD WHEN... ★

Below is a look at McCarthy's head coaching record under several different circumstances:

Regular season.....	145-93-2
Postseason.....	10-8
Overall.....	155-101-2

	Regular	Post
September.....	34-19-1	
October.....	37-18	
November.....	27-35-1	
December.....	42-18	
January.....	5-3	9-9
February.....		1-0
Playing at home.....	83-35-2	5-4
Playing on the road.....	61-58	5-5
Playing at AT&T Stadium.....	11-8	2-1
Playing in prime time.....	35-33	3-1
Thursday.....	11-8	
Saturday.....	2-1	3-2
Sunday.....	122-73-2	7-7
Monday.....	10-10	
Tuesday.....	0-1	
Playing against the NFC East.....	24-14	5-2
Playing against the NFC.....	105-63-2	9-9
Playing against the AFC.....	34-27	1-0
Playing on grass surface.....	102-53-2	7-6
Playing on artificial surface.....	43-41	3-3
Post Bye.....	11-4	
Post Bye Home.....	4-1	
Post Bye Road.....	7-3	
When scoring 30-plus points.....	82-9	6-2
When team scores first.....	101-35-2	4-2
When team leads at halftime.....	114-21-1	9-2

★ McCARTHY'S HEAD COACHING RECORD AND COACHING EXPERIENCE ★

Regular Season							Postseason				McCarthy vs. NFL				
Year	Team	W	L	T	Pct.	Result	W	L	Pct.	Result	Team	W	L	T	PCT.
2006	Green Bay.....	8	8	0	.500	2nd NFC North					Arizona	3	4	0	0.429
2007	Green Bay.....	13	3	0	.813	1st NFC North	1	1	.500	NFC Championship Game	Atlanta	5	4	0	0.556
2008	Green Bay.....	6	10	0	.375	3rd NFC North					Baltimore	2	2	0	0.500
2009	Green Bay.....	11	5	0	.688	2nd NFC North	0	1	.000	Wild Card Game	Buffalo	2	2	0	0.500
2010	Green Bay.....	10	6	0	.625	2nd NFC North	4	0	1.000	Super Bowl XLV	Carolina	4	3	0	0.571
2011	Green Bay.....	15	1	0	.938	1st NFC North	0	1	.000	Divisional Game	Chicago	18	7	0	0.720
2012	Green Bay.....	11	5	0	.688	1st NFC North	1	1	.500	Divisional Game	Cincinnati	3	2	0	0.600
2013	Green Bay.....	8	7	1	.531	1st NFC North	0	1	.000	Wild Card Game	Cleveland	3	1	0	.750
2014	Green Bay.....	12	4	0	.750	1st NFC North	1	1	.500	NFC Championship Game	Dallas	5	3	0	0.625
2015	Green Bay.....	10	6	0	.625	2nd NFC North	1	1	.500	Divisional Game	Denver	2	2	0	0.500
2016	Green Bay.....	10	6	0	.625	1st NFC North	2	1	.667	NFC Championship Game	Detroit	18	7	0	0.720
2017	Green Bay.....	7	9	0	.438	3rd NFC North					Houston	2	1	0	0.667
2018	Green Bay.....	4	7	1	.375						Indianapolis	1	2	0	0.333
2020	Dallas.....	6	10	0	.375	3rd NFC East					Jacksonville	2	1	0	0.667
2021	Dallas.....	12	5	0	.706	1st NFC East	0	1	.000	Wild Card Game	Kansas City	2	2	0	0.500
2022	Dallas.....	2	1	0	.500						LA Chargers	4	0	0	1.000
Totals							10	9	.526		LA Rams	5	3	0	0.625
											Las Vegas	3	1	0	0.750
											Miami	3	1	0	0.750
											Minnesota	17	9	2	0.654
											New England	2	3	0	0.400
											New Orleans	3	4	0	0.429
											N.Y. Giants	8	3	0	0.727
											N.Y. Jets	2	1	0	0.667
											Philadelphia	7	3	0	0.700
											Pittsburgh	0	4	0	0.000
											San Francisco	6	2	0	0.750
											Seattle	5	5	0	0.500
											Tampa Bay	3	4	0	0.429
											Tennessee	1	2	0	0.333
											Washington	4	5	0	0.444
											Totals	145	93	2	0.608

Year	Position, Team
1987-88	Graduate Assistant, Fort Hays State
1989-91	Graduate Assistant, Pittsburgh
1992	Wide Receivers, Pittsburgh
1993-94	Offensive Quality Control, Kansas City Chiefs
1995-98	Quarterbacks, Kansas City Chiefs
1999	Quarterbacks, Green Bay Packers
2000-04	Offensive Coordinator, New Orleans Saints
2005	Offensive Coordinator, San Francisco 49ers
2006-18	Head Coach, Green Bay Packers
2020-21	Head Coach, Dallas Cowboys

★ HEAD COACHES ★

MIKE McCARTHY (145-93-2, 16th Year, 19-16 with Dallas)

The Dallas Cowboys named Mike McCarthy the ninth head coach in franchise history on Jan. 8, 2020, handing the reigns of the team to an innovative offensive mind with a championship pedigree.

McCarthy has 15 years of head coaching experience - 13 with Green Bay and two with Dallas - along with 13 years as an assistant coach in the NFL, including six as an offensive coordinator.

As a head coach, McCarthy has racked up a 145-93-2 regular season coaching record, and he owns the sixth-most wins (26th all-time) among active NFL coaches. His teams have qualified for the postseason nine times, won six NFC North Division titles, one NFC East title, made four NFC Championship Game appearances and took home a Super Bowl XLV championship held at AT&T Stadium in Arlington, Texas, following the 2010 NFL season.

In 2021 McCarthy led the Cowboys to the franchise's first NFC East title in three years, along with a 12-5 regular season record. Under McCarthy, Dallas led the league in total offense (407.0), scoring offense (31.2 points-per-game) and takeaways (34).

In his first season with the Cowboys, McCarthy's plan to install a new culture in Dallas was halted by the COVID-19 pandemic. Due to COVID protocols, McCarthy's first offseason with the Cowboys included no in-person meetings or practices and a season-ending injury to his starting quarterback in Week 5. Despite the hurdles, the 2020 Cowboys were in position to win the NFC East entering Week 17 but came up just short.

During his time in Green Bay, McCarthy was known as a prolific offensive mind and the primary play-caller for the Packers. McCarthy's offense finished fourth in the NFL in total offense and third in points-per-game through his 14-year stint with the club.

McCarthy is only the fourth head coach in NFL history to lead a single franchise to eight-or-more consecutive playoff appearances, joining Tom Landry, Chuck Noll and Bill Belichick. Those eight appearances from 2009-16 were more than the rest of the NFC North Division combined over that span (Minnesota, three; Detroit, three; Chicago, one).

McCarthy's nine playoff appearances overall are the most by a Packers coach since the NFL postseason began in 1933, and he guided the Packers to a franchise-record fourth consecutive division title in 2014. With the victory over Dallas in the 2016 playoffs, McCarthy surpassed Vince Lombardi and Mike Holmgren for the most playoff victories in team history (10).

RON RIVERA (91-84-1, 12th Year, 15-21 with Washington)

The Washington Commanders named Ron Rivera the 30th head coach in franchise history on Jan. 1, 2020, handing the team to a seasoned leader with a solid defensive background. Rivera is in his 12th season as an NFL head coach and has 26-plus years of NFL experience.

In his first season with Washington, Rivera led his squad on a remarkable NFC East title run, the franchise's first since 2015. At the beginning of the 2020 season, Rivera was diagnosed with Squamous Cell Carcinoma (SCC). Despite undergoing treatments, Rivera continued to coach through the season and was declared cancer free on Jan. 28, 2021. Rivera was selected as the NFC Coach of the Year by the Committee of 101 following the 2020 season.

Rivera also established Washington as one of the league's premier defenses in 2020. Washington ranked second in total defense (304.6), pass defense (191.8) and finished fourth in the NFL in points allowed-per-game (20.6). Under the guidance of Rivera, rookie defensive end Chase Young was named AP Rookie of the Year after leading all first-year defenders with 7.5 sacks.

Rivera came to Washington after serving as the head coach of the Carolina Panthers for nine seasons where he led the franchise to three consecutive division championships (2013-15) and an appearance in Super Bowl L. In 2013 and 2015, Rivera was recognized as the AP NFL Coach of the Year.

When Rivera accepted his first head coaching job at Carolina in 2011, he inherited a two-win Panthers team. Rivera spent the first two seasons laying the foundation in Carolina, guiding the Panthers to six wins in 2011 and seven wins in 2012.

The results began to surface for Rivera's Panthers in his third season as Carolina went 12-4 and won the NFC South for the first time since 2008. The Panthers captured another division title in 2014 - the first time that Carolina reached the postseason in consecutive years.

From 2012-18, the Panthers strung together five top-10 finishes in total defense. Rivera also molded seven-time Pro Bowler Luke Kuechly into one of the most terrorizing linebackers in the NFL. Under Rivera's leadership, Kuechly won the 2013 AP Defensive Rookie of the Year before winning AP NFL Defensive Player of the Year in 2014.

Prior to Carolina, Rivera served as the defensive coordinator for the top-ranked defense in San Diego during 2010 and called defensive plays for Chicago from 2004-06. Rivera played linebacker for Chicago from 1984-92 under Hall of Fame coach Mike Ditka and was part of the Super Bowl XX Bears team in 1985.

★ 2022 DRAFT PICKS ★

The Dallas Cowboys had nine total picks in the 2022 NFL Draft. Below is a snapshot of Dallas' 2022 Draft Class:

2022 Draft Choices

RND. (#)	PLAYER	POS.	COLLEGE
1. (24)	Tyler Smith	G/T	Tulsa
2. (56)	Sam Williams	DE	Mississippi
3. (88)	Jalen Tolbert	WR	South Alabama
4. (129)	Jake Ferguson	TE	Wisconsin
5. (155)	Matt Waletzko	T	North Dakota
5. (167)	DaRon Bland	CB	Fresno State
5. (176)	Damone Clark	LB	LSU
5. (178)	John Ridgeway	DT	Arkansas
6. (193)	Devin Harper	LB	Oklahoma State

Eight of Dallas' nine draft picks made the initial 53-man roster, the first time that Dallas did not have all of its draft choices make the team out of training camp since 2019. Damone Clark was the only draft pick not to make the initial 53-man roster, as he was placed on Reserve/NFI to start the season as he recovers from a neck injury.

The Cowboys had four rookie free agents make the roster - Markquese Bell, Dennis Houston, KaVontae Turpin and Peyton Hendershot.

★ FOLLOWING MNF ★

The Cowboys hold a 49-35 Monday Night Football record after their 23-16 win over the Giants on MNF last week. The 49 MNF wins by the Cowboys are third in league history. In the short week following MNF games, Dallas has a 34-37 all-time record (13 instances of no game the week after a MNF game). Head Coach Mike McCarthy is 10-5 in his career in a short week following a Monday Night Football game.

Below are the results from the last 10 Cowboys games following a MNF appearance:

Date	Opp/Score	W/L
10/3/21	DALLAS 36, Carolina 28	Win
10/25/20	WASHINGTON 25, Dallas 3	Loss
11/10/19	Minnesota 28, DALLAS 24	Loss
11/11/18	Dallas 29, PHILADELPHIA 23	Win
10/1/17	LA Rams 35, DALLAS 30	Loss
11/1/17	PHILADELPHIA 27, Dallas 13	Loss
12/13/15	GREEN BAY 28, Dallas 7	Loss
11/2/14	Arizona 28, DALLAS 17	Loss
12/15/13	Green Bay 37, DALLAS 36	Loss
10/7/12	NO GAME - BYE WEEK	-

★ ALL-TIME STAT COMPARISON ★

This week's game marks the 123rd regular season game between Dallas and Washington. Below is a brief look into the stats of the series:

TEAM TOTALS

	Cowboys	Commanders
Wins.....	75	45
Points.....	2,889	2,375
Total Net Yards.....	41,897	37,192
Net Rushing Yards.....	16,603	12,787
Net Passing Yards.....	25,294	24,405

SINGLE-GAME TEAM-HIGHS

	Cowboys	Commanders
Points.....	56 12/26/21	41 11/23/86
Total Net Yards.....	541 9/12/99	505 11/24/16
Net Rushing Yards.....	289 11/23/78	274 12/30/12
Net Passing Yards.....	423 11/22/12	449 11/24/16

SINGLE-GAME INDIVIDUAL HIGHS

	Cowboys	Bengals
Passing Yards	441 - T. Romo 11/22/12	449 - K. Cousins 11/24/16
Rushing Yards	189 - T. Hambrick 12/14/03	200 - A. Morris 12/30/12
Receiving Yards	246 - B. Hayes 11/13/66	199 - C. Taylor 11/13/66

★ 2022 FREE AGENCY ★

At the end of the 2021 season, the Dallas Cowboys had 24 players slotted for free agency - 21 unrestricted, one restricted and two exclusive rights. The Cowboys added three free agents from other teams in the 2022 free agency period - which represents the fewest amount of free agent signings since 2019. Dallas lost five of its own free agents to other teams, while signing back 12. Below is a list of Dallas' 2022 free agent re-signings, additions and losses:

Free Agent Re-signings (12)

Bryan Anger.....	P
Dorance Armstrong.....	DE
Noah Brown.....	WR
Michael Gallup.....	WR
Luke Gifford.....	LB
Malik Hooker.....	S
Jayron Kearse.....	S
Jake McQuaide.....	LS
Dalton Schultz (Franchised).....	TE
Jeremy Sprinkle.....	TE
Leighton Vander Esch.....	LB
Carlos Watkins.....	DT

Free Agent Losses (5)

Randy Gregory (Den).....	DE
Keanu Neal (TB).....	LB
Malik Turner (SF).....	WR
Connor Williams (Mia).....	G
Cedrick Wilson (Mia).....	WR

Free Agent Additions (3)

Dante Fowler.....	DE
Ryan Nall.....	FB
James Washington.....	WR

The Cowboys high for free agent signings was eight in 2021, and the most players they've lost in free agency was 11 in 1995 and 2017:

Most Free Agent Additions

2021.....	8
2012.....	7
2006.....	6
2003.....	6

Most Free Agent Losses

1995.....	11
2017.....	11
2021.....	8
2020.....	8
2015.....	8
1994.....	8

★ 2021/2022 STAT COMPARISON ★

(Dallas League Ranking)

	2022	2021
Record.....	2-1	12-5
Scoring Avg. (NFL rank).....	15.3 (30)	31.2 (1)
Opp. Scoring Avg. (NFL rank).....	17.3 (8)	21.1 (7)
Total Off. (NFL rank).....	324.0 (23)	407.0 (1)
Rushing Off. (NFL rank).....	118.0 (11)	124.6 (9)
Passing Off. (NFL rank).....	206.0 (24)	282.4 (2t)
Total Def. (NFL rank).....	312.3 (9)	351.0 (19)
Rushing Def. (NFL rank).....	136.0 (23)	112.8 (16)
Passing Def. (NFL rank).....	176.3 (4)	238.2 (20)
Kickoff Return Avg.	20.2 (19)	24.8 (5)
Punt Return Avg.	16.3 (2)	6.6 (30)
Turnover Margin.....	0 (13t)	+14 (1t)
Penalties.....	23	127
Penalty Yards.....	188	1,103

★ 2022 TEAM CAPTAINS ★

The Dallas Cowboys select three team captains weekly throughout the season, as chosen by the team prior to that week's game. Below are the captains from each week of the 2022 season:

2022 Dallas Cowboys Captains

Week 1 - vs. Tampa Bay

Offense.....	Zack Martin
Defense.....	Jayron Kearse
Special Teams.....	C.J. Goodwin

Week 2 - vs. Cincinnati

Offense.....	Dalton Schultz
Defense.....	DeMarcus Lawrence
Special Teams.....	Luke Gifford

Week 3 - at N.Y. Giants

Offense.....	CeeDee Lamb
Defense.....	Micah Parsons
Special Teams.....	Rico Dowdle

★ NFC EAST STANDINGS ★

Team	W	L	T	Home	Road	Div.	Con.	PF	PA
Philadelphia.....	3	0	0	1-0	2-0	1-0	3-0	86	50
Dallas.....	2	1	0	1-1	1-0	1-0	1-1	46	52
New York.....	2	1	0	1-1	1-0	0-1	1-1	56	59
Washington.....	1	2	0	1-1	0-1	0-1	0-2	63	82

★ PLAYER HIGHLIGHTS VS. WAS ★

Bryan Anger - P

In four games, two with Dallas, averaged 47.8 yards-per-punt with a net of 41.9 on 19 boots with two touchbacks, four inside the 20 and a long of 62.

Anthony Brown - CB

In 10 games, tallied 31 tackles, six breakups and two interceptions.

Trevon Diggs - CB

In three games, had one interception, seven breakups and six tackles.

Ezekiel Elliott - RB

Rushed for 876 yards and nine touchdowns with a 4.4-yard average and caught 21 passes for 106 yards and two scores in 11 contests.

Michael Gallup - WR

Caught 29 passes for 420 yards and four touchdowns in five games.

Chauncey Golston - DE

Blocked his first career kick (a PAT) in the first meeting in 2021, then notched his first career touchdown, recovering a blocked punt in the end zone in the second game.

Jayron Kearse - S

Registered a career-best seven solo tackles with Detroit (11/15/20)

CeeDee Lamb - WR

In four games, caught 16 passes for 148 yards.

DeMarcus Lawrence - DE

Notched 32 tackles, 9.5 sacks, 34 pressures, nine tackles for loss, two forced fumbles, one fumble recovery and an interception in 14 games. His 9.5 sacks against Washington are the second-most against any team in his career.

Micah Parsons - LB

Tallied 3.0 sacks, five pressures and three tackles in two games.

★ 2022 STAT COMPARISON ★

(league ranking)

	Cowboys	Commanders
Record	2-1	1-2
Scoring Avg. (NFL rank)	15.3 (30)	21.0 (12)
Opp. Scoring Avg. (NFL rank)	17.3 (8)	27.3 (28)
Total Off. (NFL rank)	324.0 (23)	342.0 (19)
Rushing Off. (NFL rank)	118.0 (11)	86.7 (24)
Passing Off. (NFL rank)	206.0 (24)	255.3 (9)
Total Def. (NFL rank)	312.3 (9)	402.7 (27)
Rushing Def. (NFL rank)	136.0 (23)	128.7 (21)
Passing Def. (NFL rank)	176.3 (4)	274.0 (28)
Kickoff Return Avg.	20.2 (19)	22.3 (13)
Punt Return Avg.	16.3 (2)	11.0 (9)
Turnover Margin	0 (13t)	-4 (29t)
Penalties	23	12
Penalty Yards	188	128

★ DATING GAME ★

This week's game with the Washington Commanders will be played on Oct. 2. In the 63-plus years of Cowboys football, there have been eight Oct. 2 games. The Cowboys hold a 5-3 record when playing on Oct. 2. Dallas' first-ever Oct. 2 game came in 1966, a 47-14 win at Atlanta. Its last Oct. 2 game was in 2016, a 24-17 win at San Francisco

Date	Opp/ Loc.	Dal W/L	Score	Date	Opp/ Loc.	Dal W/L	Score
10/2/66	@Atl	W	47-14	10/2/94	@Was	W	34-7
10/2/77	TB	W	23-7	10/2/05	@Oak	L	13-19
10/2/78	@Was	L	5-9	10/2/11	DET	L	30-34
10/2/83	@Min	W	37-24	10/2/16	@SF	W	24-17

★ FIRST TIME, LAST TIME ★

The first time these two clubs met, the Dallas Cowboys were just two weeks into their inaugural season when they traveled to the nation's capital for its first-ever road game. On Oct. 9, 1960, the Cowboys fell to Washington 14-26 at Griffith Stadium.

The last time these two clubs met, Dallas hosted Washington (12/26) in front of 93,482 fans at AT&T Stadium and came away with a 56-14 win to extend its win streak to four games late in the 2021 season.

★ ALL IN THE FAMILY ★

The Dallas Cowboys are on a seven-game winning streak against the NFC East after finishing 6-0 against the division in 2021, marking just the third division sweep in a season in team history, joining the 1969 and 1998 Cowboys teams. Dallas has the highest winning percentage against its own division (245-141, .635) in NFL history - prior to the 2002 season the NFL realigned into the eight four-team divisions that we see today.

Overall, the Cowboys hold a 218-148-4 record against current NFC East rivals. Below is a look at Dallas' record against the East:

	W	L	T	Pct.	Long Win Str.	Long Loss Str.	Cur. Str.
Washington.....	75	47	2	.613	10	4	W2
NY Giants	72	47	2	.603	12	6	W3
Philadelphia.....	72	54	0	.571	11	8	W3
Totals	219	148	4	.596	-	-	W7

★ FAMILY MATTERS ★

The Cowboys have posted a record of 27-10 against their division foes since the start of the 2016 season, a win total that is tied for the second-most divisional wins by any team over that span:

Team	W	L	T	Win%	Current Streak
Kansas City.....	32	5	0	.865	W6
Dallas	27	10	0	.730	W7
Pittsburgh.....	27	10	1	.724	L1
New England	26	11	0	.703	L3
New Orleans.....	26	13	0	.667	L2

Dallas has won seven consecutive games against NFC East opponents, the longest active win streak against one's own division. The last time the Cowboys won at least seven division games in a row was from 2018-19 (at Philadelphia; 11/11/18 - at N.Y. Giants; 11/4/19)

★ SERIES HISTORY ★

Dallas and Washington have squared off 124 times, including two playoff games. Dallas holds a 75-47-2 advantage. The Cowboys lost the first-ever meeting before the teams finished in a tie the second and fourth games. Dallas claimed its first win over Washington on Nov. 4, 1962. The teams have played in just two playoff games against each other - the 1972 and 1982 NFC Championship Games - both Washington wins. Below is a brief look at the last 20 games of the series:

Date	Loc.	W/L	Score	Date	Loc.	W/L	Score
11/22/12	Dal	L	31-38	10/19/17	Was	W	33-19
12/30/12	Was	L	18-28	11/30/17	Dal	W	38-14
10/13/13	Dal	W	31-16	10/21/18	Was	L	17-20
12/22/13	Was	W	24-23	11/22/18	Dal	W	31-23
10/27/14	Dal	L	17-20	9/15/19	Was	W	31-21
12/28/14	Was	W	44-17	12/29/19	Dal	W	47-16
12/7/15	Was	W	19-16	10/25/20	Was	L	3-25
1/3/16	Dal	L	23-34	11/26/20	Dal	L	16-41
9/18/16	Was	W	27-23	12/12/21	Was	W	27-20
11/24/16	Dal	W	31-26	12/26/21	Dal	W	56-14

★ INSIDE THE SERIES HISTORY ★

The rivalry between the Dallas Cowboys and Washington has been around since the Cowboys entered the NFL in 1960. The two teams have faced each other twice per season as part of the NFC East since 1970.

In 124 games of the series there have been:

- * 42 games decided by two-or-more touchdowns
- * 50 games decided by less than a touchdown
- * Seven games decided by one point
- * A 10-game winning streak by Dallas from 1997-2002
- * A 42-point win by Dallas (12/26/21) - biggest Cowboys win
- * A 28-point loss by Dallas (12/18/05) - biggest Cowboys loss
- * Four shutouts - all by Dallas
- * 17 Monday night games, 10 Thanksgiving Day games, nine Sunday night games, a Thursday night game and a Saturday game
- * A 41-17-2 home record for Dallas and 34-30 road record
- * A 9-4 record for Dallas at AT&T Stadium -- the best winning percentage for Dallas against any NFC East rival at AT&T

★ HOME IS WHERE THE TDS ARE ★

Ezekiel Elliott has not gone hungry in the home confines of AT&T Stadium since he entered the league in 2016, scoring 36 touchdowns (30 rushing, six receiving) in 46 games. His 36 touchdowns are the most by any player in his home venue since 2016:

Most Touchdowns at Home Since 2016

Player	Gms	RushTD	RecTD	RetTD	TotTD
Ezekiel Elliott	46	30	6	0	36
Alvin Kamara	36	22	13	0	35
Davante Adams	44	0	34	0	34
Mike Evans	45	0	33	0	33
Melvin Gordon III	45	31	2	0	33
Aaron Jones.....	35	25	8	0	33
Derrick Henry.....	45	30	1	0	31

Overall, Dallas has scored 165 touchdowns in 50 games at home versus 121 touchdowns in 50 games on the road since 2016. Dallas' 165 home TDs rank second in the NFL over that span:

Most Overall Touchdowns at Home Since 2016

Team	Games	TD	TD/G	Pts/G
New Orleans	49	167	3.41	28.0
Dallas	50	165	3.30	28.3
Seattle.....	50	162	3.24	26.8
New England	50	161	3.22	27.5
Green Bay.....	49	155	3.16	26.1
Tennessee	51	155	3.04	25.3

★ HOME COOKING ★

Since AT&T Stadium opened in 2009, Dallas has posted a 58-47 regular season record at home. However, since 2016, the Cowboys have utilized their home field advantage, going 32-18 at AT&T Stadium, tied for the eighth-most wins in the NFL:

NFL Team Home Wins Since 2016

Team	Games	W	L	T	Win %
Green Bay.....	49	38	10	1	.786
Kansas City.....	50	38	12	0	.760
New England	50	35	15	0	.700
Pittsburgh.....	50	35	14	1	.710
Baltimore.....	50	34	16	0	.680
Tennessee	51	34	17	0	.667
Minnesota	50	33	17	0	.660
New Orleans.....	49	32	17	0	.653
Dallas	50	32	18	0	.640
Buffalo.....	50	32	18	0	.640
Seattle.....	50	32	18	0	.640
Miami	51	32	19	0	.627

★ TOP PERFORMANCES ★

Below are the top individual performances in several offensive categories at AT&T Stadium since it opened in 2009.

Cowboys

Opponents

Passing Yards	T. Romo (506)	E. Manning, NYG (450)
Passing TDs	T. Romo (5)	Many tied (4)
Rushing Yards	D. Murray (253)	B. Brown, Phi (169)
Rushing TDs	D. Murray, (3)	A. Jones, GB (4)
	D. Prescott (3)	
	J. Randle (3)	
Receiving Yards	A. Cooper (226)	D. Jackson, Phi (210)
Receiving TDs	A. Cooper (3)	V. Cruz, NYG (3)
	M. Gallup (3)	

★ AT&T STADIUM RECORD... ★

The Dallas Cowboys are in their 14th season calling AT&T Stadium home. In 2021 the building hosted its 100th regular season game in a contest against Denver (11/7) while finishing last season 5-3 at home. The Cowboys are 1-1 at home in 2022. Dallas' first game at the venue was on Sept. 20, 2009 - a 31-33 loss to the N.Y. Giants. The club's first win came a week later with a 21-7 decision over Carolina. Below is a breakdown of the club's record on their home turf:

Regular season	59-47
Postseason	3-2
Overall	62-48

	Regular	Post
September	16-6	
October	12-14	
November	16-16	
December	13-9	
January	2-2	3-2
Playing at noon	19-10	
Playing at 3:30	22-23	1-2
Playing in prime time.....	18-14	2-0
Thursday	6-8	
Saturday.....	0-2	2-0
Sunday.....	49-32	1-2
Monday	4-5	
Fully closed stadium	36-28	3-2
Fully open stadium.....	11-11	
Roof open, doors closed	2-5	
Roof closed, doors open	10-3	
Playing against the NFC East.....	24-15	1-0
Playing against the NFC (non-NFC East).....	21-18	2-2
Playing against the AFC.....	14-13	

Team-by-team

Team	W	L	Pct	Team	W	L	Pct
Arizona.....	0	3	.000	Minnesota	1	1	.500
Atlanta.....	3	1	.750	New England	0	1	.000
Baltimore.....	1	0	1.000	New Orleans.....	2	2	.500
Buffalo.....	1	1	.500	N.Y. Giants.....	8	5	.615
Carolina	2	1	.667	N.Y. Jets.....	0	1	.000
Chicago.....	1	2	.333	Philadelphia.....	7	6	.538
Cincinnati.....	2	0	1.000	Pittsburgh.....	1	1	.500
Cleveland.....	1	1	.500	San Francisco...1	1	1	.500
Denver.....	0	2	.000	Seattle.....	2	2	.500
Detroit.....	3	1	.750	Tampa Bay.....	3	1	1.000
Green Bay.....	0	3	.000	Tennessee.....	0	2	.000
Houston.....	1	0	1.000	Washington.....	9	4	.692
Indianapolis.....	1	0	1.000				
Jacksonville	1	1	.500	Postseason			
Kansas City.....	1	0	1.000	Detroit.....	1	0	1.000
LA Chargers.....	0	2	.000	Green Bay.....	0	1	.000
LA Rams.....	3	1	.750	Philadelphia.....	1	0	1.000
Las Vegas.....	2	1	.667	Seattle.....	1	0	1.000
Miami.....	2	0	1.000	San Francisco...0	1	.000	

The Cowboys 7-1 home mark in 2018 tied the 2016 team for the best home record by a Cowboys team since the stadium opened in 2009:

Most Single Season Wins at AT&T Stadium – Dallas Cowboys

Season	Wins	Consec. Wins	Home Record
2016.....	7	7	7-1
2018.....	7	4	7-1
2009.....	6	5	6-2
2011.....	5	4	5-3
2013/19.....	5	--	--
2021.....	5	3	5-3

388.2 27.0 4.62

Dallas' offense has averaged 388.2 yards-per-game at AT&T Stadium - third-most at home since 2009.

The Cowboys have scored 27.3 points-per-game at home since moving into AT&T Stadium - fourth in the NFL.

Dallas has averaged 4.62 yards-per-rush at home since 2009, second in the NFL behind Buffalo (4.66).



★ THE DALLAS COWBOYS - A CHAMPIONSHIP TRADITION ★

SUPER BOWL CHAMPIONSHIPS

New England Patriots	6
Pittsburgh Steelers	6
DALLAS COWBOYS	5
San Francisco 49ers	5
Green Bay Packers	4
New York Giants	4
Denver Broncos	3
Oakland Raiders	3
Washington Redskins	3

SUPER BOWL APPEARANCES

New England Patriots	11
DALLAS COWBOYS	8
Pittsburgh Steelers	8
Denver Broncos	8
San Francisco 49ers	7
Green Bay Packers	5
Miami Dolphins	5
New York Giants	5
Oakland Raiders	5
Washington Redskins	5

POSTSEASON VICTORIES

New England Patriots	37
Pittsburgh Steelers	36
Green Bay Packers	36
DALLAS COWBOYS ...	35
San Francisco 49ers	32
Oakland Raiders	25
New York Giants	24

POSTSEASON APPEARANCES

Green Bay Packers	35
DALLAS COWBOYS ...	34
Pittsburgh Steelers	33
New York Giants	32
Minnesota Vikings	31
Cle./StL/LA Rams	31
Indianapolis Colts	29
New England Patriots	28
Philadelphia Eagles	28
San Francisco 49ers	27
Chicago Bears	27

POSTSEASON GAMES

DALLAS COWBOYS ...	63
Pittsburgh Steelers	62
Green Bay Packers	59
New England Patriots	58
San Francisco 49ers	51
Minnesota Vikings	50
New York Giants	49

CONSEC. POSTSEASON APPEARANCES

New England Patriots (2009-19) ...	11
DALLAS COWBOYS (1975-83) ...	9
Indianapolis Colts (2002-10)	9
DALLAS COWBOYS (1966-73) ...	8
Pittsburgh Steelers (1972-79)	8
Los Angeles Rams (1973-80)	8
San Francisco 49ers (1983-90)	8

CONSECUTIVE WINNING SEASONS

DALLAS COWBOYS (1966-85) ...	20
New England Patriots (2001-19) ...	19
Oakland Raiders (1965-80)	16
San Francisco 49ers (1983-98) ...	16
Chicago Bears (1930-44)	15
Green Bay Packers (1934-47) ...	14

ALL-TIME REGULAR SEASON WINNING %

Green Bay Packers	0.573
DALLAS COWBOYS	0.572
New England Patriots	0.563
Chicago Bears	0.562
Baltimore Ravens	0.560
Miami Dolphins	0.553
Minnesota Vikings	0.544

44 SEASONS OF 500-OR-BETTER	34 POSTSEASON APPEARANCES	25 DIVISION TITLES	16 NFL/NFC CHAMPIONSHIP GAME FINALIST	8 NFC CHAMPIONSHIPS	5 SUPER BOWL CHAMPIONSHIPS
1965 1982 2009 1966 1983 2011 1967 1984 2012 1968 1985 2013 1969 1991 2014 1970 1992 2016 1971 1993 2017 1972 1994 2018 1973 1995 2019 1974 1996 2021 1975 1998 1976 1999 1977 2003 1978 2005 1979 2006 1980 2007 1981 2008	1966 1991 1967 1992 1968 1993 1969 1994 1970 1995 1971 1996 1972 1998 1973 1999 1975 2003 1976 2006 1977 2007 1978 2009 1979 2014 1980 2016 1981 2018 1982 2021 1983 1985	1966 1992 1967 1993 1968 1994 1969 1995 1970 1996 1971 1998 1973 2007 1976 2009 1977 2014 1978 2016 1979 2018 1981 2021 1985	1966 1975 1992 1967 1977 1993 1970 1978 1994 1971 1980 1995 1972 1981 1973 1982	1970 1992 1971 1993 1975 1995 1977 1978	1971 1992 1977 1993 1995



★ PRO BOWL COWBOYS ★

Since 2010 Dallas has selected 16 players that have gone on to make at least one Pro Bowl - the most in the NFL over that span (Kansas City, 15; Minnesota, 15). Since 1989 Dallas has sent 56 different players to the Pro Bowl, and of those, Dallas drafted 39. Additionally, Cowboys draft picks have been selected to 84 Pro Bowls since 2002 (28 different players), which is 12 more than any other team over that span (Kansas City, 72):

COWBOYS PRO BOWL DRAFT PICKS SINCE 2002 (BY YEAR DRAFTED)

2002: Roy Williams (5)
2002: Andre Gurode (5)
2003: Terence Newman (2)
2003: Jason Witten (11)
2005: DeMarcus Ware (9 - 7 with Dallas)
2005: Marion Barber (1)
2005: Jay Ratliff (4)
2006: Jason Hatcher (1)
2007: Anthony Spencer (1)
2007: Nick Folk (1)
2008: Mike Jenkins (1)
2008: Martellus Bennett (1 - with Chicago)
2010: Sean Lee (2)
2010: Dez Bryant (3)



2011: Tyron Smith (8)
2011: DeMarco Murray (3 - 2 with Dallas)
2011: Dwayne Harris (1 - with N.Y. Giants)
2013: Travis Frederick (5)
2014: Zack Martin (7)
2014: DeMarcus Lawrence (2)
2015: Byron Jones (1)
2016: Dak Prescott (2)
2016: Ezekiel Elliott (3)
2016: Jaylon Smith (1)
2018: Leighton Vander Esch (1)
2020: CeeDee Lamb (1)
2020: Trevon Diggs (1)
2021: Micah Parsons (1)



101.5 Prescott lined up in the shotgun on 79.6% of his dropbacks in 2021. His 101.5 passer rating out of the gun last season ranked fourth in the NFL.

★ QBs MULTIPLE TOUCHDOWNS ★

Dak Prescott had a career-best 11 multi-passing touchdown games in 2021, which tied the second-most in a single season in team history. His 44 total games with two-or-more touchdown passes are tied for third in team history:

Multiple Passing Touchdown Games - Dallas Cowboys		Multiple Passing Touchdown Games - Dallas Cowboys	
Player	Games	Player	Games
Tony Romo.....	79	Dak Prescott.....	44
Roger Staubach.....	48	Troy Aikman.....	43
Danny White.....	44	Don Meredith.....	41

Prescott also notched four games with three-plus touchdown passes in 2016 - tying the most by a rookie quarterback in NFL history.

After four more in 2017, two in 2018, six in 2019, two in 2020 and a franchise record eight three-touchdown games in 2021, he has 26 in total - second on the team's all-time three-touchdown games list:

Three Passing Touchdown Games - Dallas Cowboys		Three Passing Touchdown Games - Dallas Cowboys	
Player	Games	Player	Games
Tony Romo.....	40	Roger Staubach.....	17
Dak Prescott.....	26	Don Meredith.....	14
Danny White.....	20	Troy Aikman.....	10

Prescott's 2021 season set a new standard in Cowboys lore, as those historic multi-touchdown games led to 37 touchdowns through the air, establishing a franchise record for the most touchdown passes in a single season:

Most Touchdown Passes by a Cowboys QB, Single-Season

Player	Season	TDs	INTs	TD/INT
Dak Prescott.....	2021	37	10	3.70
Tony Romo.....	2007	36	19	1.89
Tony Romo.....	2014	34	9	3.77
Tony Romo.....	2011	31	10	3.10
Tony Romo.....	2013	31	10	3.10

★ RAYNEING TOUCHDOWNS... ★

Rayne Dakota Prescott is responsible for 169 combined rushing, passing and receiving touchdowns through his first 86 NFL games, which ranks fifth in NFL history at the quarterback position:

Combined Touchdowns in a QBs First 86 Career Games

Player	TDs	Player	TDs
Dan Marino.....	199	Brett Favre.....	166
Aaron Rodgers.....	192	Patrick Mahomes.....	164
Andrew Luck.....	185	Johnny Unitas.....	160
Cam Newton.....	174	Peyton Manning.....	159
Dak Prescott.....	169	Kirk Cousins.....	157
Daunte Culpepper.....	167	Matt Stafford.....	157

★ FOURTH QUARTER WINS ★

Since taking over as the Dallas Cowboys starting quarterback in 2016, Dak Prescott has engineered his share of fourth quarter wins for the club. Included in his 53 regular season wins as a starter are 17 occasions in which he led the team to victory when the club was tied or trailing in the fourth quarter or overtime. Prescott's 17 wins are the second-most by a Dallas signal caller:

4th Quarter/OT Wins - Cowboys

Quarterback	Wins	Quarterback	Wins
Tony Romo.....	24	Roger Staubach.....	13
Dak Prescott.....	17	Danny White.....	11
Troy Aikman.....	15		

Below is a look at each of Prescott's 17 games in which the game was tied or the team trailed in the fourth quarter to pull out the win and his 4th quarter/OT stats:

Date	Opp	Score	Time	Att	Com	Yds	TD	Int	Final Score
9/18/16	@Was	20-23	15:00	7	6	66	0	0	27-23
10/30/16	PHI*	13-23	7:48	20	11	135	2	0	29-23
11/13/16	@Pit	29-30	0:42	11	10	83	0	0	35-30
12/1/16	@Min	7-9	14:11	4	2	26	1	0	17-15
12/18/16	TB	17-20	15:00	6	6	41	0	0	26-20
9/25/17	@Ari	14-14	14:45	3	3	94	1	0	28-17
12/10/17	@NYG	10-10	9:29	6	4	158	2	0	30-10
12/17/17	@Oak	17-17	6:30	6	5	82	0	0	20-17
12/31/17	@Phi	0-0	12:19	9	6	75	1	0	6-0
9/30/18	DET	23-24	2:17	11	7	99	0	0	26-24
11/11/18	@Phi	20-20	7:27	8	7	88	1	0	27-20
11/18/18	@Atl	19-19	1:52	6	4	45	0	0	22-19
12/9/18	PHI*	23-23	1:39	12	11	94	1	0	29-23
12/30/18	@NYG	28-32	3:21	10	5	78	1	0	36-35
9/20/20	Atl	24-36	15:00	21	13	182	1	0	40-39
9/19/21	@LAC	17-17	3:54	8	7	47	0	0	20-17
10/17/21	@NE*	29-29	7:53	5	5	71	1	0	35-29

*italics indicate overtime and are reflected in the stats totals

Amongst all NFL quarterbacks, Prescott is tied for the seventh-most game-winning drives from 2016-22:

Game-Winning Drives - NFL (2016-22)

Player	Drives	Player	Drives
Derek Carr.....	25	Ryan Tannehill.....	19
Matthew Stafford.....	22	Drew Brees.....	18
Ben Roethlisberger.....	20	Dak Prescott.....	17
Russell Wilson.....	20	Kirk Cousins.....	17

*Game Winning Drive = Fourth quarter drive that puts team ahead for the final time

*4th Quarter Comeback = Offense overcomes a deficit to win the game

Since 2016, Prescott is responsible for 21 total touchdowns (18 passing, three rushing) when the game is within seven points in the fourth quarter or overtime, 11th in the NFL over that span:

4th Qtr & OT TDs, +/- 7 Points - NFL, 2016-22

Player	Total TDs	Player	Total TDs
Russell Wilson.....	32	Tom Brady.....	24
Derek Carr.....	29	Matt Stafford.....	24
Matt Ryan.....	29	Drew Brees.....	23
Aaron Rodgers.....	26	Ryan Tannehill.....	23
Ben Roethlisberger.....	25	Dak Prescott.....	21
Kirk Cousins.....	25	Carson Wentz.....	19

Additionally, Prescott is 20-for-21 on pass attempts in overtime in his career, which at 95.2% is the highest completion percentage in overtime of any quarterback since 1991 (min. 10 pass attempts).

★ DAK'S RECORD WHEN... ★

Since taking over as Dallas' starting quarterback in 2016, Dak Prescott has compiled a 53-33 regular season record in 86 career starts, and he is 1-2 in the postseason. Below is a look at Prescott's record under several different circumstances:

	Regular	Post
Playing at home:	29-15	1-2
Playing on the road:	24-18	0-1
Playing indoors:	26-14	1-2
Playing outdoors:	27-19	0-1
Playing against the NFC East:	25-6	
Playing against the NFC (non-NFC East): ..	18-15	1-3
Playing against the AFC:	10-12	
Playing on Thursday:	6-5	
Playing on Saturday:	1-0	1-1
Playing on Sunday:	41-26	0-2
Playing on Sunday night:	9-7	
Playing on Monday night:	4-1	
Playing on artificial turf:	39-25	1-2
Playing on natural grass:	14-8	0-1
Offense totals over 400 yards:	33-10	0-1
Throws for over 300 yards:	12-8	0-1
Throws for 200-299 yards:	33-15	1-2
Attempts more than 30 passes:	28-28	1-3
Throws only one touchdown:	15-6	1-2
Throws more than one touchdown:	31-13	0-1
Completes 65.0%-or-more of his passes: ..	37-12	1-2
Averages more than 7.0 yards-per-attempt: ..	42-10	0-2
Has more than one Big Play (25+) passing: ..	30-11	1-1
Throws no interceptions:	39-11	0-1
Throws one interception:	11-12	1-2
Throws more than one interception:	3-10	
Records at least 100.0 passer rating:	38-6	0-1
Commits no turnovers:	32-7	0-1
Against teams with winning record:	16-17	1-3
Against teams with .500 record:	12-9	
Against teams with losing record:	25-6	
Has at least one rush attempt:	49-27	1-3
Has five-or-more rush attempts:	19-6	1-0
Sacked one time-or-less:	28-10	1-1
Sacked more than once:	25-23	0-2
September:	12-9	
October:	12-7	
November:	13-10	
December:	15-5	
January:	1-2	1-3

Team-by-team				Team-by-team			
Team	W	L	Pct	Team	W	L	Pct
Arizona	1	1	.500	Miami	1	0	1.000
Atlanta	3	1	.750	Minnesota	1	1	.500
Baltimore	1	0	1.000	New England	1	1	.500
Buffalo	0	1	.000	New Orleans	2	1	.667
Carolina	1	1	.500	N.Y. Giants	9	2	.818
Chicago	1	1	.500	N.Y. Jets	0	1	.000
Cincinnati	1	0	1.000	Philadelphia	7	3	.700
Cleveland	1	1	.500	Pittsburgh	1	0	1.000
Denver	0	2	.000	San Francisco	2	0	1.000
Detroit	3	0	1.000	Seattle	0	3	.000
Green Bay	1	2	.333	Tampa Bay	2	2	.500
Houston	0	1	.000	Tennessee	0	1	.000
Indianapolis	0	1	.000	Washington	9	1	.900
Jacksonville	1	0	1.000				
Kansas City	1	1	.500	Postseason			
LA Chargers	1	1	.500	Green Bay	0	1	.000
LA Rams	1	2	.333	L.A. Rams	0	1	.000
Las Vegas	1	1	.500	San Francisco	0	1	.000
				Seattle	1	0	1.000

★ DAK TO THE FUTURE ★

Entering his seventh pro season, Dak Prescott ranks third in completions (1,938), fourth in passing yards (22,217), fifth in attempts (2,918), wins (53) and passing touchdowns (143) and third in yards-per-attempt (7.64) in regular season team history:

Dallas Cowboys All-Time QB Chart

WINS AS STARTER

Troy Aikman	94
Roger Staubach	85
Tony Romo	78
Danny White	62
Dak Prescott	53

PASSING YARDS

Tony Romo	34,183
Troy Aikman	32,942
Roger Staubach	22,700
Dak Prescott	22,217
Danny White	21,959

ATTEMPTS

Troy Aikman	4,715
Tony Romo	4,335
Roger Staubach	2,958
Danny White	2,950
Dak Prescott	2,918

PASSING TOUCHDOWNS

Tony Romo	247
Troy Aikman	165
Danny White	155
Roger Staubach	153
Dak Prescott	143

COMPLETIONS

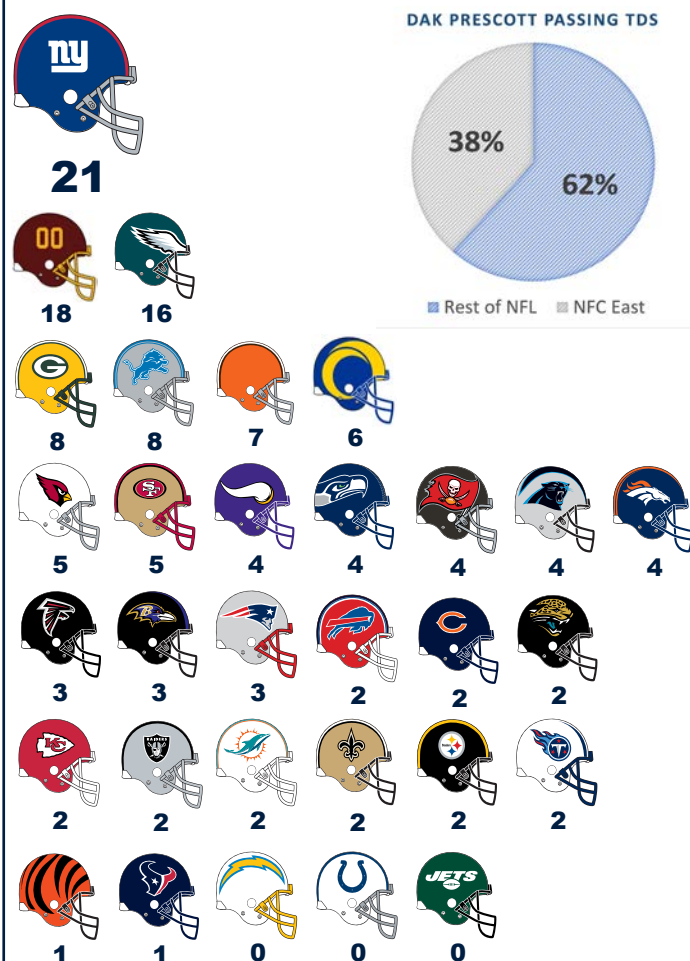
Troy Aikman	2,898
Tony Romo	2,829
Dak Prescott	1,938
Danny White	1,761
Roger Staubach	1,685

YARDS-PER-ATTEMPT

Tony Romo	7.89
Roger Staubach	7.67
Dak Prescott	7.61
Don Meredith	7.45
Danny White	7.44

★ PRESCOTT TDs BY TEAM ★

Dak Prescott has thrown a touchdown pass against 28 of the other 31 NFL teams in the regular season. Below is a team-by-team breakdown of his touchdowns through the air:



★ RAYNE MAN ★

Dak Prescott has proven to be a threat with his feet during his career, ranking first in franchise history in rushing scores (25), second in rushing yards (1,471) and third in carries (309) among Cowboys quarterbacks all-time:

Prescott has also notched 25 rushing scores since his rookie season, third by any NFL quarterback from 2016-22:

QB Rush TDs - 2016-22	
Player	Rush TDs
Cam Newton, Car/NE	32
Josh Allen, Buf	32
Dak Prescott, Dal	25
Lamar Jackson, Bal	23
Kyler Murray, Ari	21

Prescott's 25 rushing touchdowns are tied for fifth in NFL history through the first 86 games of a quarterback's career, post merger:

QB Rush TDs - First 86 Games	
Player	Rush TDs
Cam Newton, Car	47
Josh Allen, Buf	32
Daunte Culpepper, MIn	30
Steve McNair, Ten	26
Dak Prescott, Dal	25
Terry Bradshaw	25
Kordell Stewart	25

Prescott has set various rushing records by a Cowboys QB:

Dak Prescott QB Rushing Records		
Team Record Set	Total	Year
Rush Yards by a QB, Single Season	357	2017
Rush TDs by a QB, Single Season	6	2016,18
Rush TDs by a QB, Career	25	2016-21
Rush Atts by a QB, Single Season	75	2018
Rush Atts by a Rookie QB, Single Season	57	2016
Longest Rush by a QB	42	2019
Rush TDs, Single Game	3	2020
Rush Attempts, Single Game	11	2018

★ BOMBS AWAY ★

Since he entered the league in 2016, Prescott has thrown 11 touchdown passes of more than 50 yards, trailing only nine other quarterbacks over the last six seasons:

Touchdown Passes of 50+ Yards Since 2016

Player	TDs	Player	TDs
Kirk Cousins, Was/Min	15	Philip Rivers, LAC	12
Russell Wilson, Sea/Den	15	Matthew Stafford, Det/LAR	12
Tom Brady, NE/TB	14	Carson Wentz, Phi/Ind	12
Patrick Mahomes, KC	13	Dak Prescott, Dal	11
Ryan Tannehill, Mia/Ten	13	Aaron Rodgers, GB	11
Derek Carr, LV	12	Jared Goff, LAR/Det	11

★ FOUR STAR RATING ★

Dak Prescott reached 1,500 pass attempts in the first week of 2019, qualifying him for the all-time NFL passing record books. Prescott is tied for sixth in NFL annals in QB Rating, edging out Tony Romo as the highest-rated passer in Cowboys history:

All-Time NFL Quarterback Rating

Player	Att	Cmp	Pct	Yds	TD	Int	Ratio	Rate	TD/INT
Patrick Mahomes	2,454	1,624	66.2	19,848	159	38	4.18	106.1	
Deshawn Watson	1,748	1,186	67.8	14,539	104	36	2.89	104.5	
Aaron Rodgers	7,212	4,719	65.4	56,044	453	95	4.77	104.4	
Russell Wilson	4,841	3,142	64.9	37,802	294	88	3.34	101.4	
Drew Brees	10,551	7,142	67.7	80,358	571	243	2.35	98.7	
Kirk Cousins	4,342	2,899	66.8	33,351	228	94	2.43	98.2	
Dak Prescott	2,918	1,938	66.4	22,217	143	51	2.80	98.2	
Tom Brady	11,420	7,330	64.2	85,193	627	204	3.07	97.5	
Tony Romo	4,335	2,289	65.3	34,183	248	117	2.12	97.1	
Steve Young	4,149	2,667	64.3	33,124	232	107	2.17	96.8	

★ QB RATINGS AT 100.0 ★

Dak Prescott established the most games with a 100.0 passer rating by a quarterback in a season in team history with 11 in 2016. Prescott had 10 games with a 100.0 rating in 2021, and his 44 games with at least a 100.0 rating are tied for second in team history:

Career 100.0 QB Rating Games

Player	Games	Player	Games
Tony Romo	67	Roger Staubach	37
Troy Aikman	44	Danny White	33
Dak Prescott	44	Craig Morton	24

Prescott's 44 games with at least a 100.0 rating from 2016-22 trail only Russell Wilson (2012-18) for the most 100.0 rating games by a quarterback in his first seven seasons in NFL history:

100.0 QB Rating Games - First Seven Seasons

Player	Games	Seasons
Russell Wilson	56	2012-18
Dak Prescott	44	2016-22
Matt Ryan	43	2008-14
Andy Dalton	42	2011-17
Ben Roethlisberger	42	2004-10

Since 2016, Prescott has recorded 27 games with a 100.0 passer rating at AT&T Stadium - the most by any quarterback in his home venue during that span:

Player	100.0 Rtg Games	W/L	Win%
Dak Prescott	27	22-5	.815
Drew Brees	26	21-5	.808
Aaron Rodgers	26	25-1	.960
Russell Wilson	26	20-6	.769
Tom Brady	25	24-1	.960

★ ZERO TO 400, REAL QUICK ★

Dak Prescott has nine career 400-yard games after adding two 400-yard performances in 2021, a franchise record and the most by any passer since 2016:

Player	400-Yd Games
Dak Prescott	9
Patrick Mahomes	7
Tom Brady	6
Kirk Cousins	5
Ryan Fitzpatrick	5
Aaron Rodgers	5

Prescott's nine 400-yard games are also tied for the most by any passer in the first seven seasons of a career:

Player	Seasons	400-Yd Games
Dan Marino	1984-89	10
Dak Prescott	2016-22	9
Patrick Mahomes	2018-22	7
Matt Stafford	2009-15	7

Dak Prescott Career 400-Yard Games

Opp, Date	Att	Com	Yards	W/L
vs. Cle, 10/4/20	58	41	502	L
at Sea, 9/27/20	57	37	472	L
vs. GB, 10/6/19	44	27	463	L
vs. Phi, 12/9/18	54	42	455	W
vs. Atl, 9/20/20	47	34	450	W
at NE, 10/17/21	51	31	445	W
at Det, 11/17/19	46	29	444	W
vs. NYG, 9/8/19	32	25	405	W
at TB, 9/9/21	58	42	403	L

Prescott is the only quarterback in Cowboys history to pass for 400 yards in consecutive games, and his three-game streak is tied with Ryan Fitzpatrick (2018) for the longest streak in NFL history.

Prescott set an NFL record by passing for at least 450 yards in three straight games (vs. Atl, 9/20/20 - vs. Cle, 10/4/20), surpassing Jameis Winston (two game streak in 2019):

Prescott's 1,424 yards over the three-game stretch (vs. Atl, 9/20/20 - vs. Cle, 10/4/20) are the most by any NFL quarterback over a three-game stretch in league history.

★ TIGHT WINDOW THROWS ★

Dak Prescott ranked fifth in the NFL in 2021 with 92 tight window throws (throws with less than one yard of separation from nearest defender) and completed 34.8% of those passes. Through one week in 2022, Prescott attempted seven tight window throws, fifth-highest in the league. The NFL average for tight window completion percentage over the last five seasons is 34.0%. Below are Prescott's tight window throws by season.

Season	Tight Wndw Throws	Tight Wndw Comp	Tight Wndw Comp%
2022	7	2	28.6%
2021	92	32	34.8%
2020	34	12	35.3%
2019	106	42	39.6%
2018	92	36	39.1%
2017	93	41	44.1%
2016	96	41	42.7%

★ MOVING UP THE CHARTS ★

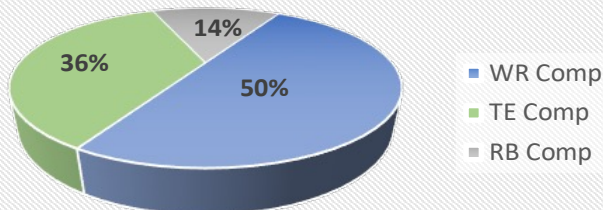
Dak Prescott has 20 games with at least 300 yards through the air - second in Cowboys history:

Player	Games
Tony Romo	46
Dak Prescott	20
Troy Aikman	13
Danny White	10
Don Meredith	7

★ PASS DISTRIBUTION ★

Dak Prescott has completed 14-of-29 passes in 2022, with seven to WRs, five to TEs and two to RBs:

Dak Prescott 2022 Completions by Position



★ HOME SWEET HOME ★

Dak Prescott has a 29-15 regular season record as the starting quarterback when he plays at home in the confines of AT&T Stadium:

Prescott Home Stadium Stats by Season

Season	W-L	Att	Comp	Yards	Pct	TD	INT
2016	7-1	248	172	1,976	69.4	11	1
2017	3-5	258	160	1,627	62.0	11	9
2018	7-1	248	179	1,995	72.2	14	3
2019	5-3	286	190	2,620	66.4	20	7
2020	2-1	126	89	1,118	70.6	5	2
2021	5-3	274	184	2,187	67.2	23	2
2022	0-1	29	14	134	48.3	0	1
Totals	29-15	1,469	988	11,657	67.3	84	25

Prescott's 29 wins at home since the start of 2016 are tied for fourth in the league:

Player	Wins	Player	Wins
Aaron Rodgers	37	Kirk Cousins	30
Tom Brady	36	Dak Prescott	29
Russell Wilson	32	B. Roethlisberger	28

★ QB WINS ★

Following his sixth season as the starting quarterback of the Dallas Cowboys, Dak Prescott has proven to be a winner, as his 53 victories rank fifth in team history. His 13 wins in 2016 were the most by a rookie quarterback in NFL history, and his 53 career wins rank fourth from 2016-22:

Wins by Starting NFL QB - 2016-22

Player	Wins	Games	Win%
Tom Brady, NE/TB	73	96	.760
Aaron Rodgers, GB	61	90	.678
Russell Wilson, Sea	60	97	.619
Dak Prescott, Dal	53	86	.616
Patrick Mahomes	52	66	.788
Ben Roethlisberger, Pit	52	78	.673

Since 2016, Prescott has the second-most wins against his division, going 25-6 in games he has started against the NFC East:

Player	Wins	Player	Wins
Tom Brady, NE/TB	28	Aaron Rodgers, GB	23
Dak Prescott, Dal	25	Patrick Mahomes, KC	22

★ TOUCHDOWN-TO-INTERCEPTION RATIO ★

Dak Prescott has shown prolific decision making in his career, throwing only 51 interceptions against 143 touchdown passes. Prescott also knows when to tuck the ball and attack with his legs, scoring an additional 25 touchdowns on the ground in his six-plus NFL seasons. Among all qualifying quarterbacks (1,500 pass attempts), Prescott ranks sixth all-time with a 2.80 touchdown/interception ratio:

HIGHEST TD/INT RATIO IN NFL HISTORY





4

Cooper Rush has thrown four touchdowns in his three career starts, tied for the second-most passing touchdowns by a Cowboys quarterback in his first three starts, trailing only Tony Romo (five).

★ RUSH HOUR ★

Cooper Rush has recorded an average time to throw of 2.36 seconds on his dropbacks in 2022 - per *PFF*, which ranks second among starting quarterbacks:

Player	Avg Release	Player	Avg Release
T. Brady, TB.....	2.22	T. Lawrence, Jac.....	2.45
C. Rush, Dal.....	2.36	A. Rodgers, GB.....	2.53
D. Mills, Hou.....	2.39	T. Tagovailoa, Mia.....	2.53
J. Garoppolo, SF.....	2.40	M. Stafford, LAR.....	2.56
K. Murray, Ari.....	2.44	G. Smith, Sea.....	2.56

★ RUSHING TO A START ★

In the Week 2 win against Cincinnati, Cooper Rush posted a first quarter passer rating of 155.8, the 10th-highest in a first quarter by a Cowboys passer since 1991 (when data became available). In 2022 Rush has helped the offense get off to a fast start, as his 140.5 first quarter passer rating is the fourth-highest in the NFL:

Highest First Quarter Passer Rating - 2022

Player	1Q Rating
Geno Smith.....	145.6
Ryan Tannehill.....	142.1
Patrick Mahomes.....	137.7
Cooper Rush.....	131.8
Matthew Stafford.....	128.8

Below is a quarter-by-quarter breakdown of Rush's passing stats this season:

	Att.	Comp.	Yds	TD	INT	Rating
1st Quarter.....	15	11	167	1	0	131.8
2nd Quarter.....	17	9	76	0	1	64.8
3rd Quarter.....	11	7	87	0	0	88.1
4th Quarter.....	19	13	120	1	0	103.0

★ WHAT A RUSH! ★

After leading the Cowboys to a win at Minnesota (10/31) in 2021, Cooper Rush was once again called upon to step in for an injured Dak Prescott in 2022. In his two starts this season, Rush has led the Cowboys to a 20-17 win over Cincinnati (9/18) and a 23-16 win at the N.Y. Giants (9/26) on Monday Night Football. Including last year's win at Minnesota, Rush is now 3-0 as a starting quarterback, the third Cowboys quarterback to win his first three career starts:

Cowboys Quarterbacks to Win First Three Starts

Player	Opponent, Date
Roger Staubach.....	vs. STL, 9/21/69; at PHI, 9/20/70; vs. NYG, 9/27/70
Jason Garrett.....	vs. PHO, 11/14/93; vs. GB, 11/24/94; at NYG, 9/21/98
Cooper Rush.....	at MIN, 10/31/21; vs. CIN, 9/18/22; at NYG, 9/26/21

In all three of his starts, Rush has led Dallas on a game-winning drive. Rush is the second passer all-time - first since the NFL merger - to lead a game-winning drive in his first three career starts:

NFL QBs To Lead a Game-Winning Drive in First Three Career Starts

Player	Opponent, Dates
Virgil Carter.....	at PHI, 10/20/68; vs. MIN, 10/27/68; at GB, 11/3/68
Cooper Rush.....	at MIN, 10/31/21; vs. CIN, 9/18/22; at NYG, 9/26/21

Rush's 775 passing yards are the fourth-most by a Cowboys quarterback in his first three career starts:

Most Passing Yards By a Cowboy in First Three Career Starts

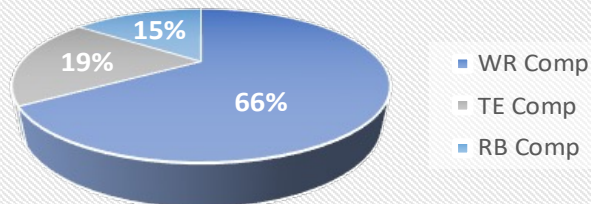
Player	Yards	Player	Yards
Gary Hogeboom.....	905	Cooper Rush.....	775
Tony Romo.....	862	Dak Prescott.....	767
Steve Pelluer.....	838		

Rush, an undrafted free agent out of Central Michigan in 2017, also became the first undrafted quarterback to win each of his first three starts and throw for 750-plus yards over those starts since Kurt Warner in 1999 with the St. Louis Rams.

★ PASS DISTRIBUTION ★

Cooper Rush has completed 47-of-75 passes in 2022, with 31 to WRs, nine to TEs and seven to RBs:

Cooper Rush 2022 Completions by Position



★ UNDER PRESSURE ★

Cooper Rush has been blitzed on 34.6% of his dropbacks, and he has completed 19-of-27 (70.4%) passes when the opponent sends more than five pass rushers - good for seventh in the NFL

Player	Comp.%	Player	Comp.%
Matthew Stafford.....	88.2%	Jacoby Brissett.....	72.0%
Geno Smith.....	82.6%	Trevor Lawrence.....	71.4%
Jimmy Garoppolo.....	72.7%	Cooper Rush.....	70.4%
Josh Allen.....	72.2%	Daniel Jones.....	70.0%



196

Since being drafted fourth overall in 2016, Ezekiel Elliott has produced 196 big play runs (10-plus yards), which are the most by any running back in that span.

★ KING EZEKIEL ★

After leading the league in rushing as a rookie in 2016, Ezekiel Elliott finished 10th in the NFL in 2017 despite missing six games. He once again won the NFL rushing title in 2018 and became the second Cowboy, 11th player, to win the rushing title twice in his first three seasons.

In team history, Elliott is only the second Cowboy to win the rushing title in multiple seasons, joining Emmitt Smith (four):

Dallas Cowboys Rushing Title Winners

Player	Season	Yards	Player	Season	Yards
Emmitt Smith.....	1991	1,563	DeMarco Murray... 2014	1,845	
Emmitt Smith.....	1992	1,713	Ezekiel Elliott 2016	1,631	
Emmitt Smith.....	1993	1,486	Ezekiel Elliott 2018	1,434	
Emmitt Smith.....	1995	1,773			

Elliott finished third in the NFC with 1,002 rushing yards in 2021, and his total ranked seventh among all NFL rushers. Elliott has began his 2022 campaign with 178 yards on 40 carries. His 178 rushing yards in 2022 ranks 17th among all running backs:

2022 NFL Rushing Leaders, Running Backs

Player	Att	Yards	Avg	TD	1stD
Nick Chubb	62	341	5.50	4	15
Saquon Barkley	53	317	5.98	2	12
Cordarrelle Patterson.....	49	302	6.16	2	17
Jonathan Taylor	61	286	4.69	1	15
Christian McCaffrey	50	243	4.86	1	13
Khalil Herbert	33	240	7.27	3	12
D'Andre Swift	27	231	8.56	1	6
James Robinson	51	230	4.51	3	12
Leonard Fournette	57	227	3.98	0	8
17. Ezekiel Elliott.....	40	178	4.45	1	10

★ THE BOOK OF EZEKIEL ★

For only the second time in franchise history, the Dallas Cowboys used a top-five pick on a running back when they chose Ezekiel Elliott out of Ohio State with the fourth overall selection in the 2016 NFL Draft. Dallas selected Tony Dorsett with the second pick in the 1977 NFL Draft.

In his first season, Elliott had seven 100-yard rushing games - most by a Cowboys rookie all-time and tied for the NFL lead in 2016. He owns 30 for his career to rank third all-time in team history.

Dallas is 26-4 when Elliott tops 100 yards on the ground:

Ezekiel Elliott 100-yard Rushing Games (30 total)

Yds	Opp	W/L	Date	Yds	Opp	W/L	Date
159	TB	W	12/18/16	121	WAS	W	11/22/18
157	@GB	W	10/16/16	117	LAR	W	12/15/19
152	DET	W	9/30/18	116	GB	L	10/8/17
151	@Phi	W	11/11/18	114	@Pit	W	11/13/16
150	@Was	W	10/29/17	113	PHI	W	12/9/18
147	@SF	W	10/22/17	111	@Was	W	9/15/19
143	Car	W	10/3/21	111	PHI	W	10/20/19
140	CHI	W	9/25/16	110	NYG	W	10/10/21
139	@NYG	W	11/4/19	107	@NYG	L	12/11/16
138	@SF	W	10/2/16	105	PHI	W	12/27/20
134	CIN	W	10/9/16	105	@NYJ	L	10/13/19
127	@Sea	L	9/23/18	104	NYG	W	9/10/17
125	MIA	W	9/22/19	106	JAX	W	10/14/18
122	@Atl	W	11/18/18	103	@Phi	W	12/31/17
122	WAS	W	12/29/19	103	@Min	W	11/22/20

Career 100-Yard Rushing Games, Cowboys History

Player	Games
Emmitt Smith	76
Tony Dorsett	43
Ezekiel Elliott	30

Elliott has 40 career games with 20-plus carries. Dallas is 30-10 during those contests:

Ezekiel Elliott 20-plus Carry Games

Opp	Date	Att	Yds	W/L	Opp	Date	Att	Yds	W/L
@Was.	10/19/17	33	150	W	@Atl.....	11/18/18	23	122	W
CHI	9/25/16	30	140	W	NO	11/29/18	23	76	W
GB	10/8/17	29	116	L	@Was .	9/15/19	23	111	W
@GB.....	10/16/16	28	157	W	PHI.....	10/20/19	22	111	W
PHI.....	12/9/18	28	113	W	PHI.....	10/30/16	22	96	W
@NYJ..	10/13/19	28	105	L	@Ari ...	9/25/17	22	80	W
KC.....	11/5/17	27	93	W	@LAR..	9/13/20	22	96	L
@Phi... 12/31/17	27	103	W	ATL	9/20/20	22	89	W	
WAS ... 11/22/18	26	121	W	@NE... 11/24/19	21	86	L		
@SF ... 10/22/17	26	147	W	@Was. 9/18/16	21	83	W		
DET ... 9/30/18	25	152	W	@Pit..... 11/13/16	21	114	W		
BAL..... 11/20/16	25	97	W	LAR..... 10/1/17	21	85	L		
@NYG.. 12/11/16	24	107	L	@Min ... 11/22/20	21	103	W		
NYG ... 9/10/17	24	104	W	NYG..... 10/10/21	21	110	W		
SEA..... 12/24/17	24	97	L	NYG..... 9/11/16	20	51	L		
JAX..... 10/14/18	24	106	W	WAS ... 11/20/16	20	97	W		
LAR..... 12/15/19	24	117	W	@Min ... 12/1/16	20	86	W		
@NYG. 11/4/19	23	139	W	@Hou .. 10/7/18	20	54	L		
@SF ... 10/2/16	23	138	W	MIN..... 11/10/19	20	47	L		
TB..... 12/18/16	23	159	W	Car..... 10/3/21	20	143	W		

★ COMPLETE BACK ★

Ezekiel Elliott plays an integral part in protecting the quarterback in Dallas' passing attack, picking up blitzers and helping combat opposing rushers. Since 2018, he has finished in the top-five in pass block snaps among running backs and has allowed a pressure on very few of those block attempts, posting efficiency numbers above 90.0% every year of his career, per PFF:

Year	Pass Blk Snps	Eff%	Year	Pass Blk Snps	Eff%
2022.....	13 (t-19th)	90.9%	2018	88 (5th)	95.2%
2021.....	73 (8th)	92.2%	2017	43 (23rd)	94.7%
2020.....	99 (1st)	94.0%	2016	60 (20th)	95.5%
2019	106 (2nd)	93.7%			

★ EZEKIEL ELLIOTT RUSHING TOUCHDOWNS BY TEAM ★



★ ALL-TIME COWBOYS RUSHERS ★

Below are Ezekiel Elliott's rankings in several key offensive categories in Cowboys history:

RUSH ATTEMPTS

Emmitt Smith.....	4,052
Tony Dorsett.....	2,755
Ezekiel Elliott.....	1,690
Don Perkins.....	1,500

RUSH YARDS

Emmitt Smith.....	17,162
Tony Dorsett.....	12,036
Ezekiel Elliott.....	7,564
Don Perkins.....	6,217

YARDS-PER-ATTEMPT

DeMarco Murray.....	4.85
Ezekiel Elliott.....	4.48
Tony Dorsett.....	4.37
Walt Garrison.....	4.32

RUSHING TOUCHDOWNS

Emmitt Smith.....	153
Tony Dorsett.....	72
Ezekiel Elliott.....	57

SCRIMMAGE YARDS

Emmitt Smith.....	20,174
Tony Dorsett.....	15,468
Jason Witten.....	12,977
Michael Irvin.....	11,910
Ezekiel Elliott.....	9,803

SCRIMMAGE YPG

DeMarco Murray.....	108.0
Ezekiel Elliott.....	107.7
Emmitt Smith.....	100.4
Tony Dorsett.....	98.5

TOTAL TOUCHDOWNS

Emmitt Smith.....	164
Tony Dorsett.....	86
Bob Hayes.....	76
Dez Bryant.....	75
Jason Witten.....	72
Ezekiel Elliott.....	69
Michael Irvin.....	65

★ GIVE HIM 200 ★

Ezekiel Elliott owns four 200 scrimmage yard games in his career - tied with DeMarco Murray and Emmitt Smith for the most such games in Cowboys history. Marshall Faulk owns the NFL record with 14 200-yard games.

Ezekiel Elliott 200-Scrimmage Yard Games

Opp, Date	Rush Yds	Rec Yds	Tot Yds
vs. Det, 9/30/18.....	152	88	240
at SF, 10/22/17.....	147	72	219
at Pit, 11/13/16.....	114	95	209
at Atl, 11/18/18.....	122	79	201

8.1

Dallas has rushed for negative yards on six of its 75 rushing attempts in 2022 (8.1%), the 10th-lowest negative rushing percentage in the league - not including kneeldowns.

★ BY LAND AND BY AIR ★

Ezekiel Elliott had two games with a touchdown on the ground and in the air in 2021 - giving him nine games since 2016, which is tied for the most such games in the league:

Games with Rush TD & Rec TD Since 2016

Player	Team	Seasons	Games
Christian McCaffrey.....	CAR	2017-22	9
Alvin Kamara.....	NO	2017-22	9
Ezekiel Elliott.....	DAL	2016-22	9
Kareem Hunt.....	KC/CLE	2016-22	7
Austin Ekeler.....	LAC	2019-22	6
David Johnson.....	ARZ/HOU	2016-22	6

★ GO AHEAD TD GLUTTON ★

Ezekiel Elliott has been a touchdown machine for the Cowboys, and he has been extra hungry in the pivotal moments of games, scoring 28 go ahead touchdowns since his rookie season - the third-most go ahead touchdowns of any non-passer in the NFL:

Go Ahead Rush and Rec TDs - 2016-22

Player	Rush TD	Rec TD	Total TDs
Davante Adams.....	0	29	29
Melvin Gordon III.....	24	5	29
Ezekiel Elliott.....	23	5	28
Derrick Henry.....	22	0	22
Travis Kelce.....	1	21	22
Todd Gurley.....	15	6	21
Tyreek Hill.....	2	19	21

★ KEEP IT 100 ★

After adding two 100-yard rushing games in 2021, Ezekiel Elliott has posted 30 games with at least 100 rushing yards since 2016 - most in the NFL during that time:

100-Yard Rushing Games - 2016-22

Player	Games
Ezekiel Elliott, Dal.....	30
Derrick Henry, Ten.....	25
Nick Chubb, Cle.....	22
Dalvin Cook, Min.....	19
Melvin Gordon, Den/LAC.....	14
Jordan Howard, Chi/Phi.....	14

★ HUNGRY? GRAB SCRIMMAGE YARDS ★

Ezekiel Elliott ranked ninth among running backs in the NFL with 1,289 scrimmage yards in 2021 and currently has 98 scrimmage yards through two games in 2022.

Last year marked Elliott's sixth-consecutive season with at least 1,000 scrimmage yards, which is the second-longest streak in Cowboys history (Emmitt Smith, 13 seasons), and tied for the second-longest active streak by any player in the NFL. Elliott's six total seasons with 1,000 scrimmage yards rank fourth in team history:

Most Years with 1,000 Scrimmage Yards, Cowboys History

Player	1,000-Yd Yrs	Player	1,000-Yd Yrs
Emmitt Smith	13	Michael Irvin	7
Tony Dorsett	9	Ezekiel Elliott	6

Active Players with 1,000 Scrimmage Yard Streaks

Player	Seasons
Mike Evans, TB	8 (2014-21)
Ezekiel Elliott, Dal	6 (2016-21)
Travis Kelce, KC	6 (2016-21)
Alvin Kamara, NO	5 (2017-21)

Elliott joined LaDainian Tomlinson as the only two players to begin a career with six consecutive seasons of 1,250 scrimmage yards and six touchdowns after posting 1,289 yards and 12 touchdowns in 2021.



21

Tony Pollard provides a burst to the Cowboys offense. In Week 2 against Cincinnati on a 46-yard catch, he ran 21.11 mph according to Next Gen Stats, tied for the fourth-fastest speed in the league this season.

★ ALWAYS HUNGRY ★

Dak Prescott and Ezekiel Elliott entered the NFL as part of the Cowboys 2016 Draft class and have shared a bond ever since. Since 2016, Prescott and Elliott have connected for the sixth-most touchdown hookups between a quarterback/running back duo in the NFL with 11 touchdowns:

Players	Team	TDs
Tom Brady/James White	NE	20
Philip Rivers/Austin Ekeler	LAC	14
Drew Brees/Alvin Kamara	NO	14
Aaron Rodgers/Aaron Jones	GB	13
Jared Goff/Todd Gurley II	LAR	12
Dak Prescott/Ezekiel Elliott	Dal	11
Cam Newton/Christian McCaffrey	Car	11
Matt Ryan/Tevin Coleman	Atl	11
Philip Rivers/Melvin Gordon III	LAC	11

★ KEEP IT ¹⁰⁰ PART 2 ★

Ezekiel Elliott has racked up 100 scrimmage yards in 48 games - by far the most of any player in the NFL since 2016:

100 Scrimmage Yard Games - 2016-22

Player	Games
Ezekiel Elliott, Dal	48
Alvin Kamara, NO	36
Christian McCaffrey, Car	34
Dalvin Cook, Min	32

In fact, Elliott's 48 games with 100 scrimmage yards rank third in Cowboys history, recently passing Michael Irvin:

Dallas Cowboys 100-Yard Scrimmage Games

Player	Career Gms	100-Yd Gms
Emmitt Smith	201	100
Tony Dorsett	157	71
Ezekiel Elliott	90	48
Michael Irvin	159	47
Calvin Hill	73	30

★ DOUBLE TROUBLE ★

Tony Pollard complements Ezekiel Elliott as a second option in the Cowboys backfield, and he is recently coming off a 100-scrimmage yard performance at the N.Y. Giants (9/26), giving him six career games with 100 scrimmage yards-or-more.

Tony Pollard Career 100-Yard Scrimmage Games

Opp, Date	Rush Yds	Rec Yds	Tot Yds
vs. LAR, 12/15/19	131	12	143
at LAC, 9/19/21	109	31	140
vs. SF, 12/20/20	69	63	132
vs. Mia, 9/22/19	103	25	128
vs. NYG, 10/10/21	75	28	103
at NYG, 9/26/22	105	0	105

After finishing second among running backs in yards-per-carry (5.53) in 2021, Pollard has continued his efficiency on the ground in 2022. Through three games, Pollard ranks sixth among running backs with 5.57 yards-per-carry:

Highest Rushing Average Among RBs - 2022

Player	Att	Yds	Avg.
D'Andre Swift	27	231	8.56
Khalil Herbert	33	240	7.27
Aaron Jones	32	217	6.78
Cordarrelle Patterson	49	302	6.16
Saquon Barkley	53	317	5.98
Tony Pollard	28	156	5.57
Nick Chubb	62	341	5.50
Breece Hall	21	112	5.33

★ COMPLETE BACK PART 2 ★

Along with his counterpart Ezekiel Elliott, Tony Pollard is asked to play a pivotal role in pass protection, picking up blitzers and helping combat opposing rushers. Pollard has improved each season as his workload as a pass protector increases. In 2022 Pollard's 92.3% pass block efficiency leads the Cowboys and ranks 17th among NFL running backs (min. 10 pass block snaps).

Year	Pass Blk Snps	Eff%	Year	Pass Blk Snps	Eff%
2022	14 (t-14th)	92.3%	2020	39 (t-40th)	94.7%
2021	39 (47th)	87.5%	2019	9 (t-99th)	87.5%

★ SPEED KILLS ★

In his four years with the Cowboys, Tony Pollard has been known for his ability to create explosive plays. On Pollard's 46-yard reception that set up his rushing touchdown in Week 2 against Cincinnati, he reached 21.11 miles-per-hour according to NFL's Next Gen Stats, tied for the fourth-fastest in the league this season:

Fastest Ball Carriers - 2022 NFL Next Gen Stats

Player, Team	Speed (mph)	Play Type
Devin Duvernay, Bal.....	21.60	103-yd KR TD
Rashod Bateman, Bal.....	21.48	75-yd TD catch
Chase Claypool, Pit.....	21.46	12-yd rush
Saquon Barkley, NYG.....	21.11	68-yd rush
Tony Pollard, Dal.....	21.11	46-yd catch
Joe Mixon, Cin.....	21.11	31-yd rush
Amon-Ra St. Brown, Det.....	21.09	58-yd rush
KaVontae Turpin, Dal.....	21.09	14-yd PR

★ NO NEGATIVES ★

The Cowboys rushing attack has had three negative rushes on 45 attempts in 2022, a negative rush percentage of 6.8 that is the seventh-fewest in the NFL this season:

Team	Att.	Neg Rush	Neg. Rush%
Detroit.....	52	1	2.0%
Buffalo.....	49	1	2.2%
New Orleans.....	39	1	2.6%
Arizona.....	50	2	4.1%
Atlanta.....	65	3	4.6%
Las Vegas.....	34	2	5.9%
Dallas.....	45	3	6.8%
Philadelphia.....	73	5	6.9%
Pittsburgh.....	44	3	7.0%
Carolina.....	42	3	7.3%

*does not include kneeldowns

★ CHURNING OUT YARDS ★

Dallas averaged 407.0 yards-per-game in 2021 - most in the league - and part of the offense's success stemmed from converting third downs and staying on the field, leading to the second-most offensive plays run this year (1,153):

Dallas Cowboys Yards-Per-Play in 2021

1st Down	2nd Down	3rd Down	4th Down
5.61	6.42	6.15	6.13
Rank: 15th	Rank: 2nd	Rank: 8th	Rank: 8th

The Cowboys are 23rd in the league in 2022 with 324.0 yards-per-game:

Dallas Cowboys Yards-Per-Play in 2022

1st Down	2nd Down	3rd Down	4th Down
5.94	4.90	4.08	7.57
Rank: 11th	Rank: 19th	Rank: 24th	Rank: 7th

★ STAYING ON THE FIELD ★

The Cowboys put an emphasis on playing complementary football. Dallas' offense has fared well when it comes to staying on the field for more than three plays, as its three-and-out percentage is tied for ninth in the NFL:

Team	Off. Series	3 & Outs	3 & Out %
San Francisco.....	35	2	5.7%
New England.....	31	2	6.5%
Atlanta.....	32	3	9.4%
Buffalo.....	30	3	10.0%
Miami.....	27	3	11.1%
Baltimore.....	35	4	11.4%
Philadelphia.....	33	4	12.1%
Jacksonville.....	33	5	15.2%
Dallas.....	32	5	15.6%
Green Bay.....	32	5	15.6%



7

CeeDee Lamb has taken on the role of Dallas' No. 1 receiver. His 20 targets lead the Cowboys in 2022, and his seven catches in Week 2 were his most since last season at New England (10/17/21).

★ NO SILENCING THIS LAMB ★

CeeDee Lamb started his Cowboys career loudly, passing Bob Hayes (46) and establishing a franchise record for the most receptions by a Cowboys rookie (74). He continued to make noise in 2021, and combined with his 17 receptions in 2022, Lamb's 170 receptions are the most by a Cowboy in his first 35 career games.

Most Receptions by a Cowboy in First 35 Games

Player	Seasons	Rec
CeeDee Lamb.....	2020-22	170
Herschel Walker.....	1986-88	168
Dez Bryant.....	2010-12	150
Jason Witten.....	2003-05	138

Lamb exceeded 1,000 scrimmage yards in each of his first two NFL seasons, becoming one-of-six Cowboys players - and the only wide receiver - in franchise history to start a career with consecutive 1,000-scrimmage yard seasons:

Player 1,000-Yd Seasons to Begin Career

Emmitt Smith.....	13 Seasons (1990-2002)
Ezekiel Elliott*.....	6 Seasons (2016-2021)
Tony Dorsett.....	5 Seasons (1977-81)
Herschel Walker.....	3 Seasons (1986-88)
CeeDee Lamb*.....	2 Seasons (2020-21)
Don Perkins.....	2 Seasons (1961-62)

*active streaks

★ SECOND HALF CEEDEE ★

CeeDee Lamb has been most productive in the second half through three games in 2022. Lamb has tallied 136 of his 191 receiving yards in the final 30 minutes of the game, good for 11th in the NFL:

Second Half Receiving Yard Leaders - 2022

Player	Rec	Yds	Player	Rec	Yds
Terry McLaurin.....	11	226	Corey Davis.....	7	150
Tyreek Hill.....	11	208	Courtland Sutton.....	11	144
Jaylen Waddle.....	10	178	Christian Kirk.....	11	142
Chris Olave.....	10	178	Mack Hollins.....	7	138
Stefon Diggs.....	9	165	CeeDee Lamb.....	11	136
Cooper Kupp.....	13	156	Garrett Wilson.....	10	134

★ SLOT VS. WIDE OUT ★

CeeDee Lamb has been a versatile weapon in his first two seasons, splitting time at both slot receiver and on the outside. Below is a breakdown of Lamb's career stats when lining up in the slot and on the outside:

CeeDee Lamb, 2020-21

Slot	Outside
Routes: 688	Routes: 362
Targets: 142	Targets: 89
Receptions: 95	Receptions: 58
Receiving Yards: 1,176	Receiving Yards: 861
TD: 6	TD: 5

CeeDee Lamb, 2022

Slot	Outside
Routes: 58	Routes: 50
Targets: 17	Targets: 17
Receptions: 10	Receptions: 7
Receiving Yards: 133	Receiving Yards: 58
TD: 0	TD: 1

★ ON THE LAMB ★

CeeDee Lamb has quickly risen to the No. 1 receiver spot for the Dallas Cowboys. Lamb recorded two 100-yard receiving games as a rookie in 2020 before tallying three 100-yard games in 2021.

CeeDee Lamb Career 100-Yard Rec Games

Opp, Date	Rec Yds
at NE, 10/17/21	149
vs. NYG, 10/11/20	124
at Min, 10/31/21	112
vs. Atl, 9/20/20	106
at TB, 9/9/21	104

★ SPEEDY CEEDEE ★

CeeDee Lamb has run 108 routes in 2022. Below is his route distribution broken down by his most frequent routes:

Down	Cross	Slant	Out	Hitch	Go	Post
First	5	4	7	4	6	2
Second	4	3	4	5	7	3
Third	5	3	4	6	8	2
Fourth	1	0	2	2	1	0
Total	15	10	17	17	22	7

★ DON'T HOLD ★

Zack Martin is entering his ninth season with Dallas. The five time All-Pro guard has been selected to seven Pro Bowls in eight seasons, tied with Tyron Smith and Trent Williams for the most among offensive linemen since 2014. Known as one of the more powerful and disciplined players in the trenches, Martin has more Pro Bowl appearances (seven) than holding penalties (five) in his career, the only active offensive lineman to do so.

Pro Bowls, Holding Calls Active NFL Offensive Linemen

Player	Pro Bowls	Holding calls
Zack Martin (G)	7	5
Joel Bitonio (G)	4	6
Jason Peters (T)	9	17
Trai Turner (T)	5	10
David DeCastro (G)	6	12
Duane Brown (T)	5	11

1st

Dallas' 2022 first round draft pick Tyler Smith started at left tackle in the season opener against Tampa Bay, the first Cowboys rookie to start at left tackle in the season opener. Smith has held his own at left tackle through three games, as his 97.7% pass blocking efficiency is tied for 16th in the NFL, according to PFF.



9

After finishing with the third-most receptions (78) among tight ends in the NFL in 2021, Dalton Schultz's nine receptions are tied for 15th among tight ends in 2022.

★ SERGEANT SCHULTZ ★

A big part of Dallas' offensive success stems from tight end Dalton Schultz's ability to find open holes in the middle of the opposing defense and present a window for Cowboys quarterbacks to throw the ball, finishing third among all tight ends with 61 catches on 76 targets against zone coverage in 2021.

Tight End Receptions against Zone Coverage in 2021

Player	Tgt	Rec	Yards	Rec%
Mark Andrews, Bal	101	69	925	68.3%
Travis Kelce, KC	84	63	838	75.0%
Dalton Schultz, Dal	76	61	655	80.3%
George Kittle, SF	72	55	725	76.4%
Zach Ertz, Phi/Ari	77	54	600	70.1%

Schultz ranks fourth among tight ends with nine receptions against zone coverage in 2022:

Tight End Receptions against Zone Coverage in 2022

Player, Team	Tgt	Rec	Yards	Rec%
Zach Ertz, Ari	17	13	102	76.5%
David Njoku, Cle	11	10	109	90.9%
Tyler Higbee, Cin	15	10	118	66.7%
Dalton Schultz, Dal	10	9	80	90.0%
Several tied		8		

★ PERSONNEL BREAKDOWN ★

In 2022 Dallas has relied heavily on its "12 personnel" (one running back, two tight ends and two receivers) - ranking third among all teams by running 30.4% of its offensive snaps from that formation. Dallas ranks 25th in the league after lining up in "21 personnel" (two running backs, one tight end and two receivers) on 8.1% of its snaps. Below is a breakdown of each Cowboys personnel grouping in 2022:

	OffSnaps	Snap%	Rushes	Passes	Yds/Play
11 Personnel	97	52.7%	19	78	5.74
12 Personnel	56	30.4%	36	20	5.25
13 Personnel	9	4.9%	7	2	5.50
21 Personnel	14	7.6%	7	7	4.50
22 Personnel	6	3.3%	5	1	0.33

Dallas has also ran 39 plays in a two tight end set through three games, tops in the league and well above the league average (24).



15

Trevon Diggs has 15 career interceptions in his third NFL season. Diggs' 15 picks are tied for the second-most interceptions through the first 31 games of a career in NFL history.

★ BELIEVE IN YOURSELF ★

Trevon Diggs made the leap in his second season, leading the NFL with 11 interceptions in 2021. His six-game interception streak is the longest in team history in the Super Bowl era:

Longest INT Streak, Cowboys History Post Merger

Player	Games	Streak Dates	Tot. INT
T. Diggs	6	9/9/21 - 10/17/21	6
D. Thurman.....	4	9/22/85 - 10/13/85	4
M. Downs.....	4	12/4/83 - 9/3/84	4
C. Waters.....	4	12/3/72 - 9/16/73	4
C. Waters.....	4	12/12/70 - 9/26/71	5
Many others tied.....	3	--	--

Diggs was also the first Cowboys defender to have an interception in the first six games of a season, which ties the longest interception streak to start a season in NFL history:

Longest INT Streaks to Start a Season, NFL History

Player	Season	Games	Player	Season	Games
T. Landry.....	1951	6	P. Jaquess.....	1964	5
B. Wilburn.....	1987	6	C. Karilivacz.....	1957	5
B. Russell.....	2003	6	L. Parrish.....	1979	5
T. Diggs	2021	6	W. Sherman.....	1655	5
D. Bishop.....	1961	5	B. Smith.....	1949	5
J. Davis.....	1950	5			

★ PASS BREAKUP UNIT ★

In addition to holding the interception title in 2021, Diggs was second in pass breakups (21). In 2022 Diggs is tied for the league lead in pass breakups:

2022 Pass Breakup Leaders - NFL

Player, Team	PBU	Player	PBU
Trevon Diggs, Dal	6	Darius Slay, Phi.....	5
Devin Lloyd, Jac.....	6	Many tied.....	4
Rayshawn Jenkins,.....	5		

★ CAN YOU DIGG(S) IT? ★

Trevon Diggs tallied his first interception of the season in last week's win at the N.Y. Giants (9/26). Diggs now has 15 career interceptions, which are tied for the second-most picks in NFL history through the first 31 games of a career:

Most Interceptions in First 31 Career Games NFL History

Player, Team	Seasons	INTs
Everson Walls, Dal.....	1981-83	21
James Hunter, Det.....	1976-78	15
Trevon Diggs, Dal	2020-22	15
Orlando Thomas, Min.....	1995-96	14
Eugene Daniel, Ind.....	1984-85	14
Vernon Dean, Was.....	1982-84	14
Charlie Ford, Chi.....	1971-73	14
Eric Harris, KC.....	1980-81	14
Erik McMillan, NYJ.....	1988-90	14
Marcus Peters, KC.....	2015-16	14

Diggs' 11 interceptions in 2021 tied Everson Walls (1981) for the most in a single-season in team history and made him one-of-three Cowboys to record double-digit interceptions in a single season:

Most Single-Season INTs in Cowboys History

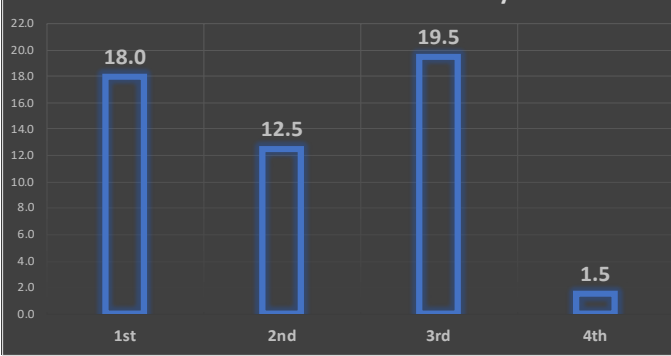
Player	Season	INTs	Player	Season	INTs
Trevon Diggs	2021	11	Dennis Thurman.....	1981	9
Everson Walls.....	1981	11	Everson Walls.....	1985	9
Mel Renfro.....	1969	10	Don Bishop.....	1961	8

★ TANK ROLLING OVER QBS ★

DeMarcus Lawrence has recorded 51.5 sacks in the regular season, with his most coming against Daniel Jones (6.0). Below is a breakdown of his sacks by quarterback and by down:

Player	Sacks	Player	Sacks
Daniel Jones.....	6.0	Teddy Bridgewater.....	1.0
Kirk Cousins.....	5.5	Ryan Fitzpatrick.....	1.0
Eli Manning.....	4.0	Jared Goff.....	1.0
Carson Palmer.....	3.0	Marcus Mariota.....	1.0
Matthew Stafford.....	3.0	Gardner Minshew.....	1.0
Matt Ryan.....	2.5	Nick Mullens.....	1.0
Taylor Heinicke.....	2.0	Cam Newton.....	1.0
Aaron Rodgers.....	2.0	Ben Roethlisberger.....	1.0
Trevor Siemien.....	2.0	Josh Rosen.....	1.0
Carson Wentz.....	2.0	Alex Smith.....	1.0
Jameis Winston.....	2.0	Ryan Tannehill.....	1.0
Russell Wilson.....	1.5	Tyrod Taylor.....	1.0
Kyle Allen.....	1.0	Josh Allen.....	0.5
C.J. Beathard.....	1.0	Colt McCoy.....	0.5
Drew Brees.....	1.0		

DeMarcus Lawrence Career Sacks By Down





17

Micah Parsons has 17.0 career sacks, the second-most through the first 19 games of a career, trailing Joey Bosa (18.0).

★ THE LIONBACKER ★

The Cowboys drafted Micah Parsons with the 12th overall pick in the 2021 NFL Draft, adding a fast play maker to a defense that finished 28th in points/game allowed in 2020.

Parsons proved to be a versatile chess piece for Dallas, playing 301 run defense snaps, 307 pass rush snaps and 284 pass coverage snaps in 2021. *Pro Football Focus* credited Parsons with 67 quarterback pressures on the season - ninth in the NFL.

Parsons has generated 19 pressures on 97 pass rushes in 2022, the most pressures in the NFL through Week 3:

Most Pressures in 2022, per PFF

Player	Rushes	Pressures
Micah Parsons	97	19
Brian Burns	94	17
Josh Allen.....	103	16
Nick Bosa.....	78	16
Maxx Crosby.....	116	16
Myles Garrett	105	15

★ THE PARSONS' GAMBIT ★

Micah Parsons lined up all over the defense for Dallas in 2021, as he lined up at every defensive position at least once. The Cowboys will continue to showcase Parsons' versatility in 2022. Below are his snap counts by position, per PFF:

	DLine	LB	CB	S	Total
Week 1 vs. TB	40	21	1	0	62
Week 2 vs. CIN	55	3	0	0	58
Week 3 at NYG	40	20	0	0	60
Totals	135	44	1	0	180

★ THE LION IS ALWAYS HUNGRY ★

Micah Parsons was on the prowl for opposing quarterbacks in his inaugural NFL season, hunting down opposing passers for 13.0 sacks on the year - tied for the third-highest sack figure by an NFL rookie since sacks became official in 1982.

Parsons has opened up the 2022 season on the hunt once again, tied for second in the NFL with 4.0 sacks:

NFL Sack Leaders - 2022

Player	Sacks
Alex Highsmith, Pit	4.5
Micah Parsons, Dal.....	4.0
Khalil Mack, LAC	4.0
Deatrich Wise, NE	4.0
Nick Bosa, SF	4.0
Jerry Hughes, Hou.....	4.0

Parsons improved his career total to 17.0 sacks and became the first player in NFL history with 17.0 sacks through his first 18 career games. After not recording a sack in last week's win, Parsons has the second-most quarterback takedowns through 19 career contests:

Most Sacks Through 19 Games - NFL History

Player/Team	Seasons	Sacks
Joey Bosa, LAC.....	2016-17	18.0
Micah Parsons, Dal	2021-22	17.0
Aldon Smith, SF	2011-12	16.5
Jevon Kearse, Ten.....	1999-2000	16.0
Clay Matthews, GB	2009-10	16.0
John Abraham, NYJ	2000-01	15.5
Simeon Rice, Ari.....	1996-97	15.5
Leslie O'Neal, SD	1986-88	15.5

With 2.0 sacks in each of his first two contests this season, Parsons has five career multi-sack games, one-of-six defenders in NFL history to have at least five multi-sack performances in the first 19 games of a career:

Most Multi-Sack Performances Through 19 Career Games

Player/Team	NFL History Multi-Sack Gms	Seasons
Joey Bosa, LAC.....	6	2016-17
Aldon Smith, SF.....	6	2011-12
Micah Parsons, Dal.....	5	2021-22
Clay Matthews, GB	5	2009-10
Elvis Dumervil, Den	5	2006-07
Peter Boulware, Bal.....	5	1997-98

Parsons also became just the fourth Cowboys defender to start a season with multiple sacks in each of his first two games:

Cowboys Defenders With Multiple Sacks In First Two Games of a Season

Player	Season
DeMarcus Lawrence.....	2017
DeMarcus Ware.....	2011
Charles Haley	1994
Micah Parsons.....	2022

★ ALWAYS WINNING ★

Micah Parsons was explosive as a pass rusher in the first two weeks, notching 2.0 sacks against both Tampa Bay and Cincinnati. Along with 4.0 sacks this season, Parsons is second in the league in pass rush win rate, according to NFL's Next Gen Stats:

Pass Rush Win Rate - 2022

Player	Rate	Player	Rate
Von Miller.....	46%	Josh Sweat.....	27%
Micah Parsons	36%	Jaelan Phillips	26%
Trey Hendrickson.....	31%	Joey Bosa.....	24%
Myles Garrett.....	29%	Khalil Mack.....	24%
Nick Bosa.....	27%	Josh Allen	24%

A pass rush win occurs when a defender beats his block in less than 2.5 seconds.

★ STAY SCHEMIN' ★

Under Defensive Coordinator Dan Quinn, the Dallas secondary has become one of the most versatile units in the league. The Cowboys led the NFL with 26 interceptions in 2021, partly due to Quinn's change in the defensive scheme. In 2021 the Cowboys ranked in the top five in man coverage snaps. Below is a year-by-year breakdown of Dallas' coverage schemes in each of the last five Cowboys seasons:

Dallas Cowboys Year-by-Year Man vs. Zone Coverage Per PFF

Year	Def. Coord.	Man %	Zone%
2022	Dan Quinn	27.6% (14th)	69.4% (18th)
2021	Dan Quinn	38.4% (3rd)	57.0% (29th)
2020	Mike Nolan	26.2% (19th)	66.3% (14th)
2019	Rod Marinelli	26.1% (27th)	67.8% (6th)
2018	Rod Marinelli	17.8% (20th)	40.8% (10th)

★ NEGATIVE PLAYS ★

After ranking 24th in opponent negative plays in 2020, Dallas has taken down opponents behind the line of scrimmage at a high rate since Quinn's arrival last season. In 2021 the Cowboys forced 99 negative plays, good for 13th in the NFL. Through three games in 2022, the Cowboys are second in the NFL in opponent negative plays with 24:

Opponent Negative Plays Leaders - NFL 2022

Team	Opp Neg. Pls	Team	Opp Neg. Pls
San Francisco	26	Indianapolis	21
Dallas	24	Buffalo	20
Kansas City	22	Carolina	20
Philadelphia	22	Cleveland	20
Houston	21		

★ THIRD-AND-I GOT THIS ★

The Cowboys have held opponents to 14-of-42 on third downs in 2022, which at 33.3% ranks 12th in the league:

Third Down Defense Leaders in 2022

Team	3rd Att.	3rd Conv.	3rd Pct.
Green Bay	31	7	22.6%
Tennessee	35	8	22.9%
Denver	34	9	26.5%
N.Y. Giants	36	10	27.8%
Washington	40	12	30.0%
12. Dallas	42	14	33.3%

Below is a breakdown of the Cowboys opponent third down conversions by distance in 2022:

Cowboys Third Down Defense in 2022

3rd & Short (<4 Yds)	3rd & Med (4-6 Yds)	3rd & Long (>6 Yds)	3rd & 10+ 1-12 (8.3%)
7-12 (58.3%)	4-14 (28.6%)	3-16 (18.8%)	Rank: t-20th
Rank: t-20th	Rank: t-6th	Rank: t-9th	Rank: t-4th

★ NO POINTS FOR YOU ★

The Cowboys are allowing 17.3 points-per-game in 2022, the eighth-fewest in the NFL. Dallas has yet to allow any of its opponents to reach 20 points, marking the first time that the Cowboys have held their first three opponents to 19 points-or-less since 1974. The only other times that a Cowboys team has held their opponents under 20 points in each of the first three games were 1973, 1972, 1969, 1968 and 1966.

★ NO POINTS FOR YOU ★

Dallas held its opponents to 21.1 points-per-game in 2021 (seventh in the league) and allowed scores on only 32.5% of opposing offensive possessions - the fourth-best opponent scoring rate in the league - and touchdowns on only 18.2% of possessions:

Lowest Opponent Touchdown Efficiency in 2021

Team	Opp Drives	TD Drives	TD %
New Orleans	195	32	16.4%
Buffalo	186	31	16.7%
New England	177	30	16.9%
Dallas	203	37	18.2%
Denver	168	31	18.5%
LA Rams	181	35	19.3%
Tampa Bay	191	37	19.4%

After three weeks in 2022, Dallas is showing no signs of letting up, as it currently has the fourth-lowest scoring rate in the NFL.

Lowest Opponent Touchdown Efficiency in 2022

Team	Opp Drives	TD Drives	TD %
Tampa Bay	36	3	8.3%
Cincinnati	36	3	8.3%
Denver	33	3	9.1%
Dallas	31	3	9.7%
New Orleans	39	4	10.3%
San Francisco	34	4	11.8%
Green Bay	31	4	12.9%

★ HOLD STRONG ★

Dallas has held its opponents to 18.0 points-per-game thus far in 2022, tied for ninth in the NFL. Most of this is due to the Cowboys defense holding strong as teams approach the 30-yard line. Dallas has held opponents to two touchdowns on nine drives inside the 30, a 22.2% touchdown efficiency that ranks fourth in the league:

2022 Opponent Inside 30 Scoring

Team	in30 Drives	in30 TD	in30 TD Eff.
Dallas	12	2	16.7%
New Orleans	12	3	25.0%
Denver	7	2	28.6%
Green Bay	10	3	30.0%
Houston	16	5	31.3%

Dallas' three touchdowns allowed in 2022 are tied for the fewest in the NFL: and are tied for the fewest through the first three games in franchise history:

Least Allowed TD Through First Three Games, Cowboys History

Season	TD	Season	TD
1965	3	2021	3
1969	3	1968	4
1972	3	1970	4
1973	3	1996	4
1974	3		


★ COMING FOR YOU ★

Dallas was effective in blitzing opposing passers in 2021, forcing quarterbacks into a 61.3 passer rating when faced with extra pressure - the lowest passer rating against the blitz in the league.

In 2022 Dallas has had no problem getting to the quarterback. The Cowboys lead the NFL with 13.0 sacks, and there have only been six other occasions where a Dallas team notched at least 13.0 sacks through the first three games of a season:

Most Sacks Through First Three Games of a Season Cowboys History

Year	Sacks	Year	Sacks
1987	16.0	2011	13.0
1994	15.0	2013	13.0
1975	14.0	2022	13.0
1968	13.0		



3

Brett Maher is coming off the win at the N.Y. Giants where he made three-of-four field goals, his 10th three-field goal game as a Cowboy, tied for fifth in franchise history.

★ LASER ROCKET LEG ★

Brett Maher made history by connecting on a 63-yard field goal in the waning moments of the first half against Philadelphia in 2019 (10/20), setting a franchise record for the longest field goal in Dallas Cowboys history and tying the third-longest field goal in NFL history. Maher now has three makes from 60-plus yards in his career - the only player in NFL history with three field goals from 60-or-more yards:

Longest Field Goal Made

Player	FG Long	Opp/Date
Justin Tucker, Bal.....	66	@ Det, 9/26/21
Matt Prater, Den.....	64	vs. Ten, 12/8/13
Brett Maher, Dal	63	vs. Phi, 10/20/19
Tom Dempsey, NO.....	63	vs. Det, 11/8/70
Jason Elam, Den	63	vs. Jax, 10/25/98
Sebastian Janikowski, Oak.....	63	@ Den, 9/12/11
David Akers, SF	63	@ GB, 9/9/12
Graham Gano, Car	63	vs. NYG, 10/7/18
Matt Bryant, TB.....	62	vs. Phi, 10/22/06
Stephen Gostkowski, NE	62	@ Oak, 11/19/17
Brett Maher, Dal	62	vs. Phi, 12/9/18
Brett Maher, Dal	62	@ NYJ, 10/13/19
Matt Prater, Ari	62	vs. Min, 9/19/21

★ WINNER WINNER ★

Brett Maher converted a 50-yard field goal as time expired to defeat Cincinnati 20-17 in Week 2. It marked Maher's third career game-winning kick, and he is three-of-three on game-winning field goal attempts:

Brett Maher Career Game-Winning Field Goals

Game	Date	GW FG Yardage
vs. Detroit.....	9/30/18	38
at Atlanta.....	11/18/18	42
vs. Cincinnati	9/18/22	50

★ LONG-BALL BRETT ★

Brett Maher set a career-best with a 63-yard field goal against the Eagles in 2019 (10/20), and owns four of the longest field goals in franchise history:

Longest Field Goal Made, Cowboys History

Player	FG Long	Opp/Date
Brett Maher.....	63	vs. Phi, 10/20/19
Brett Maher.....	62	vs. Phi, 12/9/18
Brett Maher.....	62	@ NYJ, 10/13/19
Brett Maher.....	59	vs. TB, 12/23/18
Greg Zuerlein.....	59	@ Phi, 11/1/20
Greg Zuerlein.....	57	@ NYG, 1/3/21

★ 50 PIECE ★

Brett Maher has made three 50-plus yard field goals to start off the 2022 season. Maher has 13 50-plus yard field goals in his Dallas career, second-most in team history behind Dan Bailey:

Most 50-Plus Yard Field Goals - Cowboys History

Player, Years	50 Yd. FG
Dan Bailey (2011-17)	27
Brett Maher (2018-19, 2022).....	13
Rafael Septien (1978-86)	8
Nick Folk (2007-09)	5
Greg Zuerlein (2020-21).....	5

★ PIN 'EM BACK ★

The Cowboys forced their opponents to drive the field in 2021, pinning them back to an average start position of the 27.1-yard line - sixth in the league. In 2022 Dallas has pinned its opponents at the 19.4-yard line when punting - ninth in the NFL:

2022 Opponent Average Start Position

Team	Punts	Avg. Start Line
Green Bay	13	15.3
Indianapolis	12	16.2
San Francisco	14	16.5
Houston	17	18.5
Philadelphia.....	13	18.6
Cleveland	12	18.7
Buffalo	4	18.8
Kansas City	11	19.3
Dallas	14	19.4
New England.....	9	20.2

Bryan Anger has played a large part in pinning opposing offenses deep in their own territory, downing eight-of-14 punts inside the 20-yard line, tied for third in the NFL in 2022:

2022 Punts Downed Inside the Opp 20-Yard Line

Player	In20	Player	In20
Cameron Johnston, Hou... 10		Johnny Hekker, Car	8
Pat O'Donnell, GB	9	Corliss Waitman, Den	8
Bryan Anger, Dal..... 8		Mitch Wishnowsky, SF	8
Matt Haack, Ind	8		

★ TURPIN TIME ★

KaVontae Turpin broke onto the scene when he returned both a punt and kick return for a touchdown in the preseason win at the LA Chargers (8/20/22). Through three games in 2022, Turpin leads the NFL in punt return average, and his 20-yard return against the Bengals in Week 2 is tied for the fourth-longest punt return of the season.

2022 NFL Punt Return Average Leaders (min. 1.25 punt returns-per-game)

Player	PR Avg.	Player	PR Avg.
KaVontae Turpin, Dal .. 16.3		Avery Williams, Atl	12.0
Devin Duvernay, Bal	15.4	Montrell Washington, Den..	11.8
Braxton Berrios, NYJ.....	14.0	Jamison Crowder, Buf.....	11.6
Kyle Philips, Ten	12.4	Dax Milne, Was.....	11.0



ROSTERS AND DEPTH CHART

2022 DALLAS COWBOYS UNOFFICIAL DEPTH CHART

(As of September 27, 2022)

OFFENSE

WR	88 CeeDee Lamb	81 Simi Fehoko	
LT	<u>73 Tyler Smith</u>	<u>79 Matt Waletzko</u>	
LG	66 Connor McGovern	71 Jason Peters	
C	63 Tyler Biadasz	68 Matt Farniok	
RG	70 Zack Martin	68 Matt Farniok	
RT	78 Terence Steele	75 Josh Ball	
TE	86 Dalton Schultz	<u>87 Jake Ferguson</u>	<u>89 Peyton Hendershot</u>
WR	85 Noah Brown	<u>9 KaVontae Turpin</u>	
WR	13 Michael Gallup	<u>18 Jalen Tolbert</u>	
QB	4 Dak Prescott	10 Cooper Rush	15 [Will Grier]
RB	21 Ezekiel Elliott	20 Tony Pollard	23 Rico Dowdle

DEFENSE

DE	90 DeMarcus Lawrence	<u>54 Sam Williams</u>	
DT	98 Quinton Bohanna	96 Neville Gallimore	
DT	97 Osa Odighizuwa	72 Trysten Hill	
DE	92 Dorance Armstrong	56 Dante Fowler	99 Chauncey Golston
LB	11 Micah Parsons	42 Anthony Barr	57 Luke Gifford
LB	55 Leighton Vander Esch	14 Jabril Cox	<u>50 Devin Harper</u>
CB	3 Anthony Brown	1 Kelvin Joseph	29 C.J. Goodwin
NCB	2 Jourdan Lewis	<u>26 DaRon Bland</u>	
CB	7 Trevon Diggs	25 Nahshon Wright	
S	27 Jayron Kears	24 Israel Mukuamu	
S	6 Donovan Wilson		
S	28 Malik Hooker	<u>41 Markquese Bell</u>	

SPECIALISTS

K	19 Brett Maher		
P	5 Bryan Anger		
LS	44 Jake McQuaide		
H	5 Bryan Anger		
KR	<u>9 KaVontae Turpin</u>	20 Tony Pollard	23 Rico Dowdle
PR	<u>9 KaVontae Turpin</u>	20 Tony Pollard	88 CeeDee Lamb

[Practice Squad]

PRONUNCIATION GUIDE

Dorance Armstrong	DOOR-intz	Simi Fehoko	SIM-ee FAY-hoko
Markquese Bell	mar-KEESE	Jayron Kears	JAY-RON
Tyler Biadasz	bee-AH-dish	Brett Maher	MAH-her
DaRon Bland	duh-RON	Jake McQuaide	Mc-KWAYD
Quinton Bohanna	boe-HAN-ah	Israel Mukuamu	MOO-kwah-moo
Jabril Cox	juh-BREEL	Osa Odighizuwa	oh-DIGGY-zoowa
Rico Dowdle	DOWD-ill	KaVontae Turpin	kuh-VON-tay
Matt Farniok	FAR-nee-ack	Nahshon Wright	nuh-SHAWN

COACHING STAFF

HEAD COACH: Mike McCarthy

ASSISTANTS: <!-- Jeff Blasko (Assistant Offensive Line), Rob Davis (Assistant Head Coach), Aden Durde (Defensive Line), George Edwards (Senior Defensive Assistant), John Fassel (Special Teams Coordinator), Ryan Feder (Quality Control Analytics), Evan Harrington (Offensive Assistant), Al Harris (Defensive Backs), Chase Haslett (Quality Control/Offense), Leon Lett (Assistant Defensive Line), Cannon Matthews (Quality Control/Defense), Scott McCurley (Linebackers), Kellen Moore (Offensive Coordinator), Harold Nash (Strength & Conditioning Coordinator), Doug Nussmeier (Quarterbacks), Skip Peete (Running Backs), Joe Philbin (Offensive Line), Robert Prince (Wide Receivers), Dan Quinn (Defensive Coordinator), Justin Rudd (Video/Analytics), Eric Simonelli (Quality Control Analytics), Cedric Smith (Assistant Strength & Conditioning), Kendall Smith (Assistant Strength & Conditioning), Rayna Stewart (Assistant Special Teams), Scott Tolzien (Offensive Assistant), Kyle Valero (Quality Control Analytics), Lunda Wells (Tight Ends), Joe Whitt (Secondary/Defensive Pass Game Coordinator).

2022 DALLAS COWBOYS ALPHABETICAL ROSTER

NO.	NAME	POS	HT	WT	DOB	EXP	COLLEGE	HOMETOWN	GP	GS	DNP	IA
5	Anger, Bryan	P	6-3	214	10/6/1988	11	California	Camarillo, Calif.	3	0	0	0
92	Armstrong, Dorance	DE	6-4	270	6/10/1997	5	Kansas	Houston, Texas	3	2	0	0
75	Ball, Josh	T	6-8	320	5/15/1998	2	Marshall	Fredericksburg, Va.	0	0	3	0
42	Barr, Anthony	LB	6-5	257	3/18/1992	8	UCLA	San Pedro, CA	3	1	0	0
41	Bell, Markquese	S	6-2	215	12/31/1999	R	Florida A&M	Bridgeton, N.J.	2	0	0	1
63	Biadasz, Tyler	C	6-4	316	11/20/1997	3	Wisconsin	Amherst, Wisc.	3	3	0	0
26	Bland, DaRon	CB	5-11	200	7/12/1999	R	Fresno State	Modesto, Calif.	3	0	0	0
98	Bohanna, Quinton	DT	6-4	330	3/16/1999	2	Kentucky	Memphis, Tenn.	3	3	0	0
3	Brown, Anthony	CB	5-11	192	12/16/1993	7	Purdue	Tampa, Fla.	3	3	0	0
85	Brown, Noah	WR	6-2	215	1/6/1996	6	Ohio State	Flanders, N.J.	3	3	0	0
14	Cox, Jabril	LB	6-3	240	4/16/1998	2	Louisiana State	Kansas City, Mo.	1	0	0	2
7	Diggs, Trevon	CB	6-1	204	9/20/1998	3	Alabama	Gaithersburg, Md.	3	3	0	0
23	Dowdle, Rico	RB	5-11	215	6/14/1998	3	South Carolina	Asheville, N.C.	3	0	0	0
21	Elliott, Ezekiel	RB	6-0	226	7/22/1995	7	Ohio State	St. Louis, Mo.	3	3	0	0
68	Farniok, Matt	C	6-5	316	9/26/1997	2	Nebraska	Sioux Falls, S.D.	3	2	0	0
81	Fehoko, Simi	WR	6-4	218	11/5/1997	2	Stanford	Sandy, Utah	3	0	0	0
87	Ferguson, Jake	TE	6-5	252	1/19/1999	R	Wisconsin	Madison, Wisc.	3	2	0	0
56	Fowler, Dante	DE	6-3	260	8/3/1994	8	Florida	St. Petersburg, Fla.	3	0	0	0
96	Gallimore, Neville	DT	6-2	315	1/17/1997	3	Oklahoma	Ottawa, Ontario	3	0	0	0
13	Gallup, Michael	WR	6-1	205	3/4/1996	5	Colorado State	Monroe, Ga.	0	0	0	3
57	Gifford, Luke	LB	6-3	242	8/28/1995	4	Nebraska	Lincoln, Neb.	2	0	0	1
99	Golston, Chauncey	DE	6-5	285	2/10/1998	2	Iowa	Detroit, Mich.	3	0	0	0
29	Goodwin, C.J.	CB	6-3	195	2/4/1990	7	California (PA)	Wheeling, W.V.	3	0	0	0
50	Harper, Devin	LB	6-0	240	5/13/1998	R	Oklahoma State	Knoxville, Tenn.	3	0	0	0
89	Hendershot, Peyton	TE	6-4	250	4/23/1999	R	Indiana	North Salem, Ind.	3	1	0	0
72	Hill, Trysten	DT	6-3	300	3/25/1998	4	Central Florida	Lee, Fla.	3	0	0	0
28	Hooker, Malik	S	6-1	215	4/2/1996	6	Ohio State	New Castle, Pa.	3	2	0	0
1	Joseph, Kelvin	CB	5-11	200	11/11/1999	2	Kentucky	Baton Rouge, La.	3	0	0	0
27	Kearse, Jayron	S	6-4	227	2/11/1994	7	Clemson	Fort Myers, Fla.	1	1	0	2
88	Lamb, CeeDee	WR	6-2	197	4/8/1999	3	Oklahoma	Richmond, Texas	3	3	0	0
90	Lawrence, DeMarcus	DE	6-3	255	4/28/1992	9	Boise State	Aiken, S.C.	3	3	0	0
2	Lewis, Jourdan	CB	5-10	190	8/31/1995	6	Michigan	Detroit Mich.	3	2	0	0
19	Maher, Brett	K	6-0	190	11/21/1989	4	Nebraska	Kearney, Neb.	3	0	0	0
70	Martin, Zack	G	6-4	315	11/20/1990	9	Notre Dame	Indianapolis, Ind.	3	3	0	0
66	McGovern, Connor	G	6-5	318	11/3/1997	4	Penn State	Larksville, Pa.	1	1	0	2
44	McQuaide, Jake	LS	6-2	238	7/7/1987	12	Ohio State	Cincinnati, Ohio	3	0	0	0
24	Mukuamu, Israel	S	6-4	215	11/28/1999	2	South Carolina	Charlotte, N.C.	2	1	0	1
97	Odighizuwa, Osa	DT	6-2	295	8/13/1998	2	UCLA	Dayton, Ohio	3	3	0	0
11	Parsons, Micah	LB	6-3	248	5/26/1999	2	Penn State	Harrisburg, Pa.	3	3	0	0
71	Peters, Jason	OL	6-4	328	1/22/1982	18	Arkansas	Queen City, Texas	1	0	0	0
20	Pollard, Tony	RB	6-0	212	4/30/1997	4	Memphis	Memphis, Tenn.	3	1	0	0
4	Prescott, Dak	QB	6-2	228	7/29/1993	7	Mississippi State	Haughton, La.	1	1	0	2
10	Rush, Cooper	QB	6-3	224	11/21/1993	5	Central Michigan	Charlotte, Mich.	3	2	0	0
86	Schultz, Dalton	TE	6-5	255	7/11/1996	5	Stanford	South Jordan, Utah	2	2	0	1
73	Smith, Tyler	T	6-5	320	4/3/2001	R	Tulsa	Fort Worth, Texas	3	3	0	0
78	Steele, Terence	T	6-6	320	6/4/1997	3	Texas Tech	Cibolo, Texas	3	3	0	0
18	Tolbert, Jalen	WR	6-3	200	2/27/1999	R	South Alabama	Mobile, Ala.	1	0	0	2
9	Turpin, KaVontae	WR	5-7	158	8/2/1996	R	TCU	Monroe, La.	3	0	0	0
55	Vander Esch, Leighton	LB	6-4	255	2/8/1996	5	Boise State	Riggins, Idaho	3	3	0	0
79	Waletzko, Matt	T	6-7	320	12/15/1999	R	North Dakota	Cold Spring, Minn.	3	0	0	0
54	Williams, Sam	DE	6-4	270	3/31/1999	R	Mississippi	Montgomery, Ala.	3	0	0	0
6	Wilson, Donovan	S	6-0	205	2/21/1995	4	Texas A&M	Shreveport, La.	3	3	0	0
25	Wright, Nahshon	CB	6-4	190	9/23/1998	2	Oregon State	East Palo Alto, Calif.	0	0	0	3
PRACTICE SQUAD												
60	Alarcon, Isaac	T	6-6	315	7/27/1998	1	Monterrey Tech	Monterrey, Mexico	0	0	0	0
76	Collins, Aviante	T	6-4	307	4/21/1993	3	Texas Christian	Houston, Texas	0	0	0	0
31	Coyle, Tyler	S	6-0	210	7/27/1998	1	Purdue	Windsor, Conn.	0	0	0	0
34	Davis, Malik	RB	5-10	205	11/26/1998	R	Florida	Tamp, Fla.	0	0	0	0
19	Drummond, Dontario	WR	6-1	212	8/22/1997	R	Mississippi	Laurel, Miss.	0	0	0	0
15	Grier, Will	QB	6-1	215	4/3/1995	4	West Virginia	Charlotte, N.C.	0	0	2	0
17	Houston, Dennis	WR	6-2	202	4/24/1999	R	Western Illinois	San Antonio, Texas	2	0	0	0
45	Jefferson, Malik	LB	6-2	235	11/15/1996	4	Texas	Mesquite, TX	0	0	0	0
65	Lindstrom, Alec	C	6-3	300	7/7/1997	R	Boston College	Dudley, Mass.	0	0	1	0
84	McKeon, Sean	TE	6-3	255	12/28/1997	3	Michigan	Dudley, Mass.	1	0	0	0
30	Ollison, Qadree	RB	6-0	232	9/8/1996	4	Pittsburgh	Niagara Falls, N.Y.	0	0	0	0
64	Shepley, Dakoda	G	6-4	290	12/27/1994	2	British Columbia	Windsor, Ontario	0	0	0	0
80	Smith, Brandon	WR	6-1	218	12/10/1998	1	Iowa	Lake Cormorant, Miss.	0	0	0	0
52	Tafua, Mika	DE	6-3	250	11/30/1996	R	Utah	Honolulu, Hawaii	0	0	0	0
40	Thomas, Juanyeh	S	6-1	215	6/24/2000	R	Georgia Tech	Niceville, Fla.	0	0	0	0
91	Watkins, Carlos	DT	6-3	305	12/5/1993	6	Clemson	Mooresboro, N.C.	0	0	0	0
RESERVE/NON-FOOTBALL INJURY												
33	Clark, Damone	LB	6-3	245	6/28/2000	R	Louisiana State	Baton Rouge, La.	0	0	0	0
RESERVE/INJURED												
93	Basham, Tarell	DE	6-4	260	3/18/1994	6	Ohio	Rocky Mount, Va.	1	0	0	0
51	Bond, Devante	LB	6-1	236	7/3/1993	4	Oklahoma	Sacramento, Calif.	0	0	0	0
89	Bunting, Ian	TE	6-7	257	2/10/1996	1	California	Hinsdale, Ill.	0	0	0	0
77	Smith, Tyron	T	6-5	307	12/12/1990	12	Southern California	Moreno Valley, Calif.	0	0	0	0
83	Washington, James	WR	5-11	216	4/2/1996	5	Oklahoma State	Stamford, TX	0	0	0	0

2022 DALLAS COWBOYS NUMERICAL ROSTER

NO.	NAME	POS	HT	WT	AGE	EXP	COLLEGE	HOW ACQ	GP	GS	DNP	IA
1	Kelvin Joseph	CB	5-11	200	22	2	Kentucky	D2-'21	3	0	0	0
2	Jourdan Lewis	CB	5-10	190	27	6	Michigan	D3-'17	3	2	0	0
3	Anthony Brown	CB	5-11	192	28	7	Purdue	D6a-'16	3	3	0	0
4	Dak Prescott	QB	6-2	228	29	7	Mississippi State	D4b-'16	1	1	0	2
5	Bryan Anger	P	6-3	214	33	11	California	FA-'21	3	0	0	0
6	Donovan Wilson	S	6-0	205	27	4	Texas A&M	D6-'19	3	3	0	0
7	Trevon Diggs	CB	6-1	204	24	3	Alabama	D2-'20	3	3	0	0
9	KaVontae Turpin	WR	5-7	158	26	R	TCU	UDFA-'22	3	0	0	0
10	Cooper Rush	QB	6-3	224	28	5	Central Michigan	FA-'20	3	2	0	0
11	Micah Parsons	LB	6-3	248	23	2	Penn State	D1-'21	3	3	0	0
13	Michael Gallup	WR	6-1	205	26	5	Colorado State	D3-'18	0	0	0	3
14	Jabril Cox	LB	6-3	240	24	2	Louisiana State	D4a-'21	1	0	0	2
18	Jalen Tolbert	WR	6-3	200	23	R	South Alabama	D3-'22	1	0	0	2
19	Brett Maher	K	6-0	190	32	4	Nebraska	FA-'22	3	0	0	0
20	Tony Pollard	RB	6-0	212	25	4	Memphis	D4a-'19	3	1	0	0
21	Ezekiel Elliott	RB	6-0	226	27	7	Ohio State	D1-'16	3	3	0	0
23	Rico Dowdle	RB	5-11	215	24	3	South Carolina	UDFA-'20	3	0	0	0
24	Israel Mukuamu	S	6-4	215	22	2	South Carolina	D6b-'21	2	1	0	1
25	Nahshon Wright	CB	6-4	190	24	2	Oregon State	D3c-'21	0	0	0	3
26	DaRon Bland	CB	5-11	200	23	R	Fresno State	D5b-'22	3	0	0	0
27	Jayron Kearse	S	6-4	227	28	7	Clemson	FA-'21	1	1	0	2
28	Malik Hooker	S	6-1	215	26	6	Ohio State	FA-'21	3	2	0	0
29	C.J. Goodwin	CB	6-3	195	32	7	California (PA)	PS(Cin)-'18	3	0	0	0
41	Markquese Bell	S	6-2	215	22	R	Florida A&M	UDFA-'22	2	0	0	1
42	Anthony Barr	LB	6-5	257	30	8	UCLA	FA-'22	3	1	0	0
44	Jake McQuaide	LS	6-2	238	35	12	Ohio State	UFA(LAR)-'21	3	0	0	0
50	Devin Harper	LB	6-0	240	24	R	Oklahoma State	D6-'22	3	0	0	0
54	Sam Williams	DE	6-4	270	23	R	Mississippi	D2-'22	3	0	0	0
55	Leighton Vander Esch	LB	6-4	255	26	5	Boise State	D1-'18	3	3	0	0
56	Dante Fowler	DE	6-3	260	28	8	Florida	FA-'22	3	0	0	0
57	Luke Gifford	LB	6-3	242	27	4	Nebraska	UDFA-'19	2	0	0	1
63	Tyler Biadasz	C	6-4	316	24	3	Wisconsin	D4b-'20	3	3	0	0
66	Connor McGovern	G	6-5	318	24	4	Penn State	D3-'19	1	1	0	2
68	Matt Farniok	C	6-5	316	25	2	Nebraska	D7-'21	3	2	0	0
70	Zack Martin	G	6-4	315	31	9	Notre Dame	D1-'14	3	3	0	0
71	Jason Peters	OL	6-4	328	40	18	Arkansas	FA-'22	1	0	0	0
72	Trysten Hill	DT	6-3	300	24	4	Central Florida	D2-'19	3	0	0	0
73	Tyler Smith	T	6-5	320	21	R	Tulsa	D1-'22	3	3	0	0
75	Josh Ball	T	6-8	320	24	2	Marshall	D4b-'21	0	0	3	0
78	Terence Steele	T	6-6	320	25	3	Texas Tech	UDFA-'20	3	3	0	0
79	Matt Waletzko	T	6-7	320	22	R	North Dakota	D5a-'22	3	0	0	0
81	Simi Fehoko	WR	6-4	218	24	2	Stanford	D5-'21	3	0	0	0
85	Noah Brown	WR	6-2	215	26	6	Ohio State	D7b-'17	3	3	0	0
86	Dalton Schultz	TE	6-5	255	26	5	Stanford	D4b-'18	2	2	0	1
87	Jake Ferguson	TE	6-5	252	23	R	Wisconsin	D4-'22	3	2	0	0
88	CeeDee Lamb	WR	6-2	197	23	3	Oklahoma	D1-'20	3	3	0	0
89	Peyton Hendershot	TE	6-4	250	23	R	Indiana	UDFA-'22	3	1	0	0
90	DeMarcus Lawrence	DE	6-3	255	30	9	Boise State	D2-'14	3	3	0	0
92	Dorance Armstrong	DE	6-4	270	25	5	Kansas	D4a-'18	3	2	0	0
96	Neville Gallimore	DT	6-2	315	25	3	Oklahoma	D3-'20	3	0	0	0
97	Osa Odighizuwa	DT	6-2	295	24	2	UCLA	D3a-'21	3	3	0	0
98	Quinton Bohanna	DT	6-4	330	23	2	Kentucky	D6a-'21	3	3	0	0
99	Chauncey Golston	DE	6-5	285	24	2	Iowa	D3b-'21	3	0	0	0
PRACTICE SQUAD												
15	Will Grier	QB	6-1	215	27	4	West Virginia	W(Car)-'21	0	0	2	0
17	Dennis Houston	WR	6-2	202	23	R	Western Illinois	UDFA-'22	2	0	0	0
19	Dontario Drummond	WR	6-1	212	25	R	Mississippi	UDFA-'22	0	0	0	0
30	Qadree Ollison	RB	6-0	232	26	4	Pittsburgh	Fa-'22	0	0	0	0
31	Tyler Coyle	S	6-0	210	24	1	Purdue	UDFA-'21	0	0	0	0
34	Malik Davis	RB	5-10	205	23	R	Florida	UDFA-'22	0	0	0	0
40	Juanyeh Thomas	S	6-1	215	22	R	Georgia Tech	UDFA-'22	0	0	0	0
45	Malik Jefferson	LB	6-2	235	25	4	Texas	FA-'22	0	0	0	0
52	Mika Tafua	DE	6-3	250	25	R	Utah	FA-'22	0	0	0	0
60	Isaac Alarcon	T	6-6	315	24	1	Monterrey Tech	IPP-'20	0	0	0	0
64	Dakoda Shepley	G	6-4	290	27	2	British Columbia	FA-'22	0	0	0	0
65	Alec Lindstrom	C	6-3	300	25	R	Boston College	UDFA-'22	0	0	1	0
76	Aviante Collins	T	6-4	307	29	3	Texas Christian	FA-'21	0	0	0	0
80	Brandon Smith	WR	6-1	218	23	1	Iowa	UDFA-'21	0	0	0	0
84	Sean McKeon	TE	6-3	255	24	3	Michigan	UDFA-'20	1	0	0	0
91	Carlos Watkins	DT	6-3	305	28	6	Clemson	UFA(Hou)-'21	0	0	0	0
RESERVE/NON-FOOTBALL INJURY												
33	Damone Clark	LB	6-3	245	22	R	Louisiana State	D5c-'22	0	0	0	0
RESERVE/INJURED												
51	Devante Bond	LB	6-1	236	29	4	Oklahoma	FA-'21	0	0	0	0
77	Tyron Smith	T	6-5	307	31	12	Southern California	D1-'11	0	0	0	0
83	James Washington	WR	5-11	216	26	5	Oklahoma State	UFA (Pit)-'22	0	0	0	0
89	Ian Bunting	TE	6-7	257	26	1	California	FA-'21	0	0	0	0
93	Tarell Basham	DE	6-4	260	28	6	Ohio	UFA(NYJ)-'21	1	0	0	0

2022 DALLAS COWBOYS POSITIONAL ROSTER

NO.	NAME	POS.	HT.	WT.	AGE	EXP.	COLLEGE	HOW ACQ.
QUARTERBACKS (2)								
4	Dak Prescott	QB	6-2	228	29	7	Mississippi State	D4b-'16
10	Cooper Rush	QB	6-3	224	28	5	Central Michigan	FA-'20
RUNNING BACKS (3)								
20	Tony Pollard	RB	6-0	212	25	4	Memphis	D4a-'19
21	Ezekiel Elliott	RB	6-0	226	27	7	Ohio State	D1-'16
23	Rico Dowdle	RB	5-11	215	24	3	South Carolina	UDFA-'20
WIDE RECEIVERS (6)								
9	KaVontae Turpin	WR	5-7	158	26	R	TCU	UDFA-'22
13	Michael Gallup	WR	6-1	205	26	5	Colorado State	D3-'18
18	Jalen Tolbert	WR	6-3	200	23	R	South Alabama	D3-'22
81	Simi Fehoko	WR	6-4	218	24	2	Stanford	D5-'21
85	Noah Brown	WR	6-2	215	26	6	Ohio State	D7b-'17
88	CeeDee Lamb	WR	6-2	197	23	3	Oklahoma	D1-'20
TIGHT ENDS (3)								
86	Dalton Schultz	TE	6-5	255	26	5	Stanford	D4b-'18
87	Jake Ferguson	TE	6-5	252	23	R	Wisconsin	D4-'22
89	Peyton Hendershot	TE	6-4	250	23	R	Indiana	UDFA-'22
OFFENSIVE LINE (9)								
63	Tyler Biadasz	C	6-4	316	24	3	Wisconsin	D4b-'20
66	Connor McGovern	G	6-5	318	24	4	Penn State	D3-'19
68	Matt Farniok	C	6-5	316	25	2	Nebraska	D7-'21
70	Zack Martin	G	6-4	315	31	9	Notre Dame	D1-'14
71	Jason Peters	OL	6-4	328	40	18	Arkansas	FA-'22
73	Tyler Smith	T	6-5	320	21	R	Tulsa	D1-'22
75	Josh Ball	T	6-8	320	24	2	Marshall	D4b-'21
78	Terence Steele	T	6-6	320	25	3	Texas Tech	UDFA-'20
79	Matt Waletzko	T	6-7	320	22	R	North Dakota	D5a-'22
DEFENSIVE LINE (9)								
54	Sam Williams	DE	6-4	270	23	R	Mississippi	D2-'22
56	Dante Fowler	DE	6-3	260	28	8	Florida	FA-'22
72	Trysten Hill	DT	6-3	300	24	4	Central Florida	D2-'19
90	DeMarcus Lawrence	DE	6-3	255	30	9	Boise State	D2-'14
92	Dorance Armstrong	DE	6-4	270	25	5	Kansas	D4a-'18
96	Neville Gallimore	DT	6-2	315	25	3	Oklahoma	D3-'20
97	Osa Odighizuwa	DT	6-2	295	24	2	UCLA	D3a-'21
98	Quinton Bohanna	DT	6-4	330	23	2	Kentucky	D6a-'21
99	Chauncey Golston	DE	6-5	285	24	2	Iowa	D3b-'21
LINEBACKERS (6)								
11	Micah Parsons	LB	6-3	248	23	2	Penn State	D1-'21
14	Jabril Cox	LB	6-3	240	24	2	Louisiana State	D4a-'21
42	Anthony Barr	LB	6-5	257	30	8	UCLA	FA-'22
50	Devin Harper	LB	6-0	240	24	R	Oklahoma State	D6-'22
55	Leighton Vander Esch	LB	6-4	255	26	5	Boise State	D1-'18
57	Luke Gifford	LB	6-3	242	27	4	Nebraska	UDFA-'19
DEFENSIVE BACKS (12)								
1	Kelvin Joseph	CB	5-11	200	22	2	Kentucky	D2-'21
2	Jourdan Lewis	CB	5-10	190	27	6	Michigan	D3-'17
3	Anthony Brown	CB	5-11	192	28	7	Purdue	D6a-'16
6	Donovan Wilson	S	6-0	205	27	4	Texas A&M	D6-'19
7	Trevon Diggs	CB	6-1	204	24	3	Alabama	D2-'20
24	Israel Mukuamu	S	6-4	215	22	2	South Carolina	D6b-'21
25	Nahshon Wright	CB	6-4	190	24	2	Oregon State	D3c-'21
26	DaRon Bland	CB	5-11	200	23	R	Fresno State	D5b-'22
27	Jayron Kearse	S	6-4	227	28	7	Clemson	FA-'21
28	Malik Hooker	S	6-1	215	26	6	Ohio State	FA-'21
29	C.J. Goodwin	CB	6-3	195	32	7	California (PA)	PS(Cin)-'18
41	Markquese Bell	S	6-2	215	22	R	Florida A&M	UDFA-'22
SPECIALISTS (3)								
5	Bryan Anger	P	6-3	214	33	11	California	FA-'21
19	Brett Maher	K	6-0	190	32	4	Nebraska	FA-'22
44	Jake McQuaide	LS	6-2	238	35	12	Ohio State	UFA(LAR)-'21

HOW THE COWBOYS WERE BUILT/CONTRACT STATUS

YEAR	DRAFT PICKS (39)	FREE AGENTS (14)	COLLEGE FREE AGENTS (5)	PRACTICE SQUAD (1)
2011	T. Smith (1st) *			
2014	Z. Martin (1st) D. Lawrence (2nd)			
2016	E. Elliott (1st) D. Prescott (4th) A. Brown (6th)			
2017	J. Lewis (3rd) N. Brown (7th)			
2018	L. Vander Esch (1st) M. Gallup (3rd) D. Armstrong (4th) D. Schultz (4th-b)			C. Goodwin (PS Cin '18)
2019	T. Hill (2nd) C. McGovern (3rd) T. Pollard (4th) D. Wilson (6th)	L. Gifford (UDFA-'19)		
2020	C. Lamb (1st) T. Diggs (2nd) N. Gallimore (3rd) T. Biadasz (4th-b)	C. Rush (FA-'20)	R. Dowdle (UDFA-'20) T. Steele (UDFA-'20)	
2021	M. Parsons (1st) K. Joseph (2nd) O. Odighizuwa (3rd-a) C. Golston (3rd-b) N. Wright (3rd-c) J. Cox (4th-a) J. Ball (4th-b) S. Fehoko (5th) Q. Bohanna (6th-a) I. Mukuamu (6th-b) M. Farniok (7th)	B. Anger (FA-'21) T. Basham (UFA NYJ -'21) * D. Bond (FA-'21) * I. Bunting (FA-'21) * M. Hooker (FA-'21) J. Kearse (FA-'21) J. McQuaide (UFA LAR -'21)		
2022	T. Smith (1st) S. Williams (2nd) J. Tolbert (3rd) J. Ferguson (4th) D. Bland (5th) D. Clark (5th) & M. Waletzko (5th) D. Harper (6th)	A. Barr (FA-'22) D. Fowler (FA '22) B. Maher (FA-'22) J. Peters (FA-22) J. Washington (UFA Pit -'22) *	M. Bell (UDFA-'22) P. Hendershot (UDFA-'22) K. Turpin (UDFA-'22)	

Key: * Reserve/Injured, & Reserve/Non-Football Injury

CONTRACT STATUS					
PLAYER	SIGNED THROUGH	PLAYER	SIGNED THROUGH	PLAYER	SIGNED THROUGH
Bryan Anger	2024	Jake Ferguson	2025	Israel Mukuamu	2024
Dorance Armstrong	2023	Dante Fowler	2022	Osa Odighizuwa	2024
Josh Ball	2024	Neville Gallimore	2023	Micah Parsons	2024
Anthony Barr	2022	Michael Gallup	2026	Jason Peters	2022
Tarell Basham *	2022	Luke Gifford	2022	Tony Pollard	2022
Markquese Bell	2024	Chauncey Golston	2024	Dak Prescott	2024
Tyler Biadasz	2023	C.J. Goodwin	2022	Cooper Rush	2022
DaRon Bland	2025	Devin Harper	2025	Dalton Schultz	2022
Quinton Bohanna	2024	Peyton Hendershot	2024	Tyler Smith	2025
Devante Bond *	2022	Trysten Hill	2022	Tyron Smith *	2023
Anthony Brown	2022	Malik Hooker	2023	Terence Steele	2022
Noah Brown	2022	Kelvin Joseph	2024	Jalen Tolbert	2025
Ian Bunting *	2023	Jayron Kearse	2023	KaVontae Turpin	2024
Damone Clark &	2025	CeeDee Lamb	2023	Leighton Vander Esch	2022
Jabril Cox	2024	DeMarcus Lawrence	2023	Matt Waletzko	2025
Trevon Diggs	2023	Jourdan Lewis	2023	James Washington *	2022
Rico Dowdle	2022	Brett Maher	2022	Sam Williams	2025
Ezekiel Elliott	2026	Zack Martin	2024	Donovan Wilson	2022
Matt Farniok	2024	Connor McGovern	2022	Nahshon Wright	2024
Simi Fehoko	2024	Jake McQuaide	2022		

2022 DALLAS COWBOYS CONTRACT ANALYSIS

OFFENSE		2022	2023	2024	2025	2026	2027	2028
QB	Prescott, Dak				UFA			
	Rush, Cooper		UFA					
RB	Dowdle, Rico		RFA	UFA				
	Elliott, Ezekiel						UFA	
	Pollard, Tony		UFA					
WR	Brown, Noah		UFA					
	Fehoko, Simi				UFA			
	Gallup, Michael						UFA	
	Lamb, CeeDee			OPTION	UFA			
	Tolbert, Jalen					UFA		
	Turpin, KaVontae				RFA	UFA		
	Washington, James*		UFA					
	Bunting, Ian*		RFA	UFA				
	Ferguson, Jake					UFA		
TE	Hendershot, Peyton				RFA	UFA		
	Schultz, Dalton		UFA					
OL	Ball, Josh				UFA			
	Biadasz, Tyler			UFA				
	Farniok, Matt				UFA			
	Martin, Zack				UFA			
	McGovern, Connor		UFA					
	Peters, Jason		UFA					
	Smith, Tyler					OPTION	UFA	
	Smith, Tyron*			UFA				
	Steele, Terence		RFA	UFA				
	Waletzko, Matt					UFA		

DEFENSE		2022	2023	2024	2025	2026	2027	2028
DL	Armstrong, Dorance			UFA				
	Basham, Tarell*		UFA					
	Bohanna, Quinton				UFA			
	Fowler, Dante		UFA					
	Gallimore, Neville			UFA				
	Golston, Chauncey				UFA			
	Hill, Trysten		UFA					
	Lawrence, DeMarcus				UFA			
	Odighizuwa, Osa				UFA			
	Williams, Sam					UFA		
LB	Barr, Anthony		UFA					
	Cox, Jabril				UFA			
	Gifford, Luke		UFA					
	Harper, Devin					UFA		
	Parsons, Micah				OPTION	UFA		
	Vander Esch, Leighton		UFA					
DB	Bell, MarQueese				RFA	UFA		
	Bland, DaRon					UFA		
	Brown, Anthony		UFA					
	Diggs, Trevon			UFA				
	Goodwin, C.J.		UFA					
	Hooker, Malik			UFA				
	Joseph, Kelvin				UFA			
	Kearse, Jayron			UFA				
	Lewis, Jourdan			UFA				
	Mukuamu, Israel				UFA			
	Wilson, Donovan		UFA					
	Wright, Nahshon				UFA			

SPECIAL TEAMS		2022	2023	2024	2025	2026	2027	2028
ST	Anger, Bryan				UFA			
	Maher, Brett		UFA					
	McQuaide, Jake		UFA					

	Player is under contract for season
	Player will be an exclusive rights free agent
	Player will be an unrestricted free agent
	Player will be a restricted free agent
	Player has a club option available

*-Reserve/Injured ^-Reserve/COVID-19 #-Reserve/PUP or NFI &-Reserve/Suspended !-Reserve/Injured-DTR

WHEN BUILT AND WHEN THEY GOT TO THE COWBOYS

1st Round (10)

[9] Tyron Smith (2011)*
 [9] Anthony Barr (2014-MIN)
 [16] Zack Martin (2014)
 [3] Dante Fowler (2015-JAX)
 [4] Ezekiel Elliott (2016)
 [15] Malik Hooker (2017-IND)
 [19] Leighton Vander Esch (2018)
 [17] CeeDee Lamb (2020)
 [12] Micah Parsons (2021)
 [24] Tyler Smith (2022)

2nd Round (6)

[34] DeMarcus Lawrence (2014)
 [60] James Washington (2018-PIT)*
 [58] Trysten Hill (2019)
 [51] Trevon Diggs (2020)
 [44] Kelvin Joseph (2021)
 [56] Sam Williams (2022)

3rd Round (10)

[70] Bryan Anger (2012-JAX)
 [80] Tarell Basham (2017-IND)*
 [92] Jourdan Lewis (2017)
 [81] Michael Gallup (2018)
 [90] Connor McGovern (2019)
 [82] Neville Gallimore (2020)
 [75] Osa Odighizuwa (2021)
 [84] Chauncey Golston (2021)
 [99] Nahshon Wright (2021)
 [88] Jalen Tolbert (2022)

4th Round (8)

[135] Dak Prescott (2016)
 [116] Dorance Armstrong (2018)
 [137] Dalton Schultz (2018)
 [128] Tony Pollard (2019)
 [146] Tyler Biadasz (2020)
 [115] Jabril Cox (2021)
 [138] Josh Ball (2021)
 [129] Jake Ferguson (2022)

5th Round (4)

[179] Simi Fehoko (2021)
 [155] Matt Waletzko (2022)
 [167] DaRon Bland (2022)
 [176] Damone Clark (2022)δ

6th Round (6)

[183] Devante Bond (2016-TB)*
 [189] Anthony Brown (2016)
 [213] Donovan Wilson (2019)
 [192] Quinton Bohanna (2021)
 [227] Israel Mukuamu (2021)
 [193] Devin Harper (2022)

7th Round (3)

[244] Jayron Kearsse (2016-MIN)
 [239] Noah Brown (2017)
 [238] Matt Farniok (2021)

Undrafted (11)

Jake McQuaide (2011-STL)
 Brett Maher (2013-NYJ)
 C.J. Goodwin (2014-PIT)
 Cooper Rush (2017)
 Ian Bunting (2019-CHI)*
 Luke Gifford (2019)
 Rico Dowdle (2020)
 Terence Steele (2020)
 Markquese Bell (2022)
 Peyton Hendershot (2022)
 KaVontae Turpin (2022)

Key: * Reserve/Injured, δ Reserve/Non-Football Injury

WHEN THEY GOT TO THE COWBOYS

2011 (1)

Tyron Smith, Round 1*

2014 (2)

Zack Martin, Round 1
 DeMarcus Lawrence, Round 2

2016 (3)

Ezekiel Elliott, Round 1
 Dak Prescott, Round 4
 Anthony Brown, Round 6

2017 (2)

Jourdan Lewis, Round 3
 Noah Brown, Round 7

2018 (5)

Leighton Vander Esch, Round 1
 Michael Gallup, Round 3
 Dorance Armstrong, Round 4
 Dalton Schultz, Round 4
 C.J. Goodwin, Practice Squad (CIN)

2019 (5)

Trysten Hill, Round 2
 Connor McGovern, Round 3
 Tony Pollard, Round 4
 Donovan Wilson, Round 6
 Luke Gifford, FA

2020 (7)

CeeDee Lamb, Round 1
 Trevon Diggs, Round 2
 Neville Gallimore, Round 3
 Tyler Biadasz, Round 4
 Rico Dowdle, UDFA
 Cooper Rush, FA
 Terence Steele, UDFA

2021 (18)

Micah Parsons, Round 1
 Kelvin Joseph, Round 2
 Chauncey Golston, Round 3
 Osa Odighizuwa, Round 3
 Nahshon Wright, Round 3
 Josh Ball, Round 4
 Jabril Cox, Round 4
 Simi Fehoko, Round 5
 Quinton Bohanna, Round 6
 Israel Mukuamu, Round 6
 Matt Farniok, Round 7
 Bryan Anger, FA
 Tarell Basham, UFA (NYJ)*
 Devante Bond, FA*
 Ian Bunting, FA*
 Malik Hooker, FA
 Jayron Kearsse, FA
 Jake McQuaide, UFA (STL)

2022 (15)

Tyler Smith, Round 1
 Sam Williams, Round 2
 Jalen Tolbert, Round 3
 Jake Ferguson, Round 4
 DaRon Bland, Round 5
 Damone Clark, Round 5δ
 Matt Waletzko, Round 5
 Devin Harper, Round 6
 Anthony Barr, FA (MIN)
 Markquese Bell, UDFA
 Dante Fowler, FA (ATL)
 Peyton Hendershot, UDFA
 Brett Maher, FA
 KaVontae Turpin, UDFA
 James Washington, UFA (PIT)*

2022 TRANSACTIONS BY DATE

Jan. 17 Signed **Isaac Alarcon, Devante Bond, Kyron Brown, Ian Bunting, Aviante Collins, Tyler Coyle, Ben DiNucci, Robert Foster, JaQuan Hardy, Braylon Jones, Nick Ralston, Brandon Smith** and **Ito Smith** as Reserve/Future.

Jan. 19 Signed **Josiah Bronson** and **Austin Faoliu** as a Reserve/Future.

Feb. 4 Signed **Chris Naggar** as a Reserve/Future.

Feb. 9 Named **Robert Prince** wide receivers coach.

March 8 Signed **Noah Brown** to a one-year extension. Designated **Dalton Schultz** franchise player.

March 11 ... Released **Robert Foster, Blake Jarwin** and **Greg Zuerlein**. Waived **Reggie Robinson** and **Ito Smith**.

March 14 ... Signed **Michael Gallup** to a five-year contract. Signed **DeMarcus Lawrence** to a one-year extension .

March 16 ... Traded **Amari Cooper** to Cleveland.

March 17 ... Signed **Dorance Armstrong**. Released **La'el Collins** post June-1 designation.

March 18 ... Signed **Malik Hooker, Jake McQuaide** and **Leighton Vander Esch**.

March 21 ... Re-signed **Luke Gifford**. **Dalton Schultz** signed franchise tag. Signed **Dante Fowler** and **James Washington**.

March 23 ... Signed **Jeremy Sprinkle**.

March 24 ... Signed **Bryan Anger** and **Carlos Watkins**.

March 25 ... Signed **Jayron Kearse**.

April 8 Signed **Ryan Nall**.

April 14 Released **Hunter Niswander**.

May 4 Released **Sewo Olonilua**.

May 13 Signed **Markquese Bell, Daron Bland, Makaviest Bryant, Damone Clark, Malik Davis, Dontario Drummond, James Empey, Ty Fryfogle, Jonathan Garibay, Aaron Hansford, Devin Harper, Peyton Hendershot, Dennis Houston, Storey Jackson, Alec Lindstrom, John Ridgeway, Quandre Mosely, Jaquarii Roberson, Aaron Shampklin, Amon Simon, Tyler Smith, Mika Tafua, Isaac Taylor-Stuart, Juanyeh Thomas, La'Kendrick Van Zandt** and **Matt Waletzko**. Released **Chis Naggar**.

May 17 Signed **Jalen Tolbert** and **Sam Williams**.

May 20 Released **La'Kendrick Van Zandt**.

June 8 Signed **Jake Ferguson**.

July 8 Signed **Lirim Hajrullahu** and **Christian Sam** and placed **Devante Bond** on Reserve/Injured.

July 14 Signed **Malik Jefferson** and released **JaQuan Hardy**.

July 27 Placed **Damone Clark** on Active/NFI. Placed **Dontario Drummond, Michael Gallup, Aaron Hansford** and **Quandre Mosely** on PUP.

July 28 Signed **KaVontae Turpin** and released **Nick Ralston**.

July 29 Activated **Quandre Mosely** from PUP.

Aug. 3 Activated **Aaron Hansford** from PUP, then released.

Aug. 4 Activated **Dontario Drummond** from PUP. Signed **Anthony Barr** and placed him on Active/PUP.

Aug. 9 Released **Jonathan Garibay** and signed **Brett Maher**.

Aug. 15 Released **Austin Faoliu**, waived/injured **Kyron Brown, Ian Bunting, Ty Fryfogle** and **Ryan Nall**. Activated **Anthony Barr** from PUP.

Aug. 23 Released **Lirim Hajrullahu, Quandre Mosely** and **Jaquarii Roberson**, waived/injured **Christian Sam** and placed **Jeremy Sprinkle** on Reserve/Injured.

Aug. 30 Released **Isaac Alarcon, Josiah Bronson, Markaviest Bryant, Aviante Collins, Tyler Coyle, Malik Davis, Ben DiNucci, Dontario Drummond, James Empey, C.J. Goodwin, Will Grier, Storey Jackson, Malik Jefferson, Braylon Jones, Alec Lindstrom, Brett Maher, Sean McKeon, Jake McQuaide, Cooper Rush, Amon Simon, Brandon Smith, Mika Tafua, Juanyeh Thomas, T.J. Vasher** and **Carlos Watkins**. Waived/Injured **Aaron Shampklin** and **Isaac Taylor-Stuart**. Placed **Damone Clark** on Reserve/NFI.

Aug. 31 Signed **Isaac Alarcon, Aviante Collins, Tyler Coyle, Malik Davis, Dontario Drummond, Will Grier, Malik Jefferson, Alec Lindstrom, Brett Maher, Sean McKeon, Cooper Rush, Brandon Smith, Mika Tafua, Juanyeh Thomas** and **Carlos Watkins** to the practice squad. Placed **Tyron Smith** and **James Washington** on Reserve/Injured and re-signed **C.J. Goodwin** and **Jake McQuaide**.

Sept. 1 Signed **Qadree Ollison** and **Dakoda Shepley** to the practice squad.

Sept. 5 Signed **Jason Peters** to the practice squad and released **Mika Tafua** from the practice squad.

Sept. 17 Signed **Cooper Rush** and **Brett Maher** from the practice squad to the active roster. Placed **Tarell Basham** on Reserve/Injured and released **John Ridgeway**.

Sept. 20 Released **Dennis Houston**.

Sept. 22 Signed **Dennis Houston** and **Mika Tafua** to the practice squad.

Sept 26 Signed **Jason Peters** from the practice squad to the active roster.

2022 TRANSACTIONS BY PLAYER

ALARCON, Isaac - T

1/17..... Signed as a Reserve/Future
8/30..... Released
8/31..... Signed to practice squad

ANGER, Bryan - P

3/24..... Signed

ARMSTRONG, Durance - DE

3/17..... Signed

BARR, Anthony - LB

8/4..... Signed
8/15..... Activated from PUP

BASHAM, Tarell - DE

9/17..... Placed on Reserve/Injured

BELL, Markquese - S

5/13..... Signed

BOND, Devante - LB

1/17..... Signed as a Reserve/Future
7/8..... Placed on Reserve/Injured

BRONSON, Josiah - DT

1/19..... Signed as a Reserve/Future
8/30..... Released

BROWN, Kyrion - CB

1/17..... Signed as a Reserve/Future
8/15..... Waived/injured

BROWN, Noah - WR

3/8..... Signed to a one-year extension

BRYANT, Markaviest - DE

5/13..... Signed
8/30..... Released

BUNTING, Ian - TE

1/17..... Signed as a Reserve/Future
8/15..... Waived/injured

CLARK, Damone - LB

7/27..... Placed on Active/NFI
8/30..... Placed on Reserve/NFI

COLLINS, Aviante - T

1/17..... Signed as a Reserve/Future
8/30..... Released

8/31..... Signed to practice squad

COLLINS, La'el - T

3/17..... Released (post-June 1)

COOPER, Amari - WR

3/16..... Traded to Cleveland

COYLE, Tyler - S

1/17..... Signed as a Reserve/Future
8/30..... Released

8/31..... Signed to practice squad

DAVIS, Malik - RB

5/13..... Signed

8/30..... Released

8/31..... Signed to practice squad

DINUCCI, Ben - QB

1/17..... Signed as a Reserve/Future
8/30..... Released

DRUMMOND, Dontario - WR

5/13..... Signed
7/27..... Placed on PUP

8/4..... Activated from PUP

8/30..... Released

8/31..... Signed to practice squad

EMPEY, James - C

5/13..... Signed

8/30..... Released

FOWLER, Dante - DE

3/21..... Signed

FRYFOGLE, Ty - WR

5/13..... Signed
8/15..... Waived/injured

FAOLI, Austin - DT

1/19..... Signed as a Reserve/Future
8/15..... Released

FOSTER, Robert - WR

1/17..... Signed as a Reserve/Future
3/11..... Released

GALLUP, Michael - WR

3/14..... Signed to a five-year contract
7/27..... Placed on PUP

GARIBAY, Jonathan - K

5/13..... Signed
8/9..... Released

GIFFORD, Luke - LB

3/21..... Re-signed

GOODWIN, C.J. - CB

8/30..... Released

8/31..... Signed

GRIER, Will - QB

8/30..... Released

8/31..... Signed to practice squad

HAJRULLAHU, Lirim - K

7/8..... Signed

8/23..... Released

HANSFORD, Aaron - LB

5/13..... Signed

7/27..... Placed on PUP

8/3..... Passed physical and waived

HARDY, JaQuan - RB

1/17..... Signed as a Reserve/Future

7/14..... Released

HENDERSHOT, Peyton - TE

5/13..... Signed

HOOKE, Malik - S

3/18..... Signed

HOUSTON, Dennis - WR

5/13..... Signed

9/20..... Released

9/22..... Signed to the practice squad

JACKSON, Storey - LB

5/13..... Signed

8/30..... Released

JARWIN, Blake - TE

3/11..... Released

JEFFERSON, Malik - LB

7/14..... Signed

8/30..... Released

8/31..... Signed to practice squad

JONES, Braylon - C

1/17..... Signed as a Reserve/Future

8/30..... Released

KEARSE, Jayron - S

3/25..... Signed

LAWRENCE, DeMarcus - DE

3/14..... Signed to a one-year extension

LINDSTROM, Alec - C

5/13..... Signed

8/30..... Released

8/31..... Signed to practice squad

MAHER, Brett - K

8/9..... Signed

8/30..... Released

8/31..... Signed to practice squad

9/17..... Signed to active roster

McKEON, Sean - TE

8/30..... Released

8/31..... Signed to practice squad

McQUAIDE, Jake - LS

3/18..... Signed

8/30..... Released

8/31..... Signed

MOSELY, Quandre - CB

5/13..... Signed

7/27..... Placed on PUP

7/29..... Activated from PUP

8/23..... Released

NAGGAR, Chris - K

2/4..... Signed as a Reserve/Future

5/13..... Released

NALL, Ryan - FB

4/8..... Signed

8/15..... Waived/injured

NISWANDER, Hunter - P

4/14..... Released

OLLISON, Qadree - RB

9/1..... Signed to practice squad

OLONILUA, Sewo - FB

5/4..... Released

PETERS, Jason - T

9/5..... Signed to the practice squad

9/26..... Signed

PRINCE, Robert

2/9..... Named Wide Receivers Coach

RALSTON, Nick - FB

1/17..... Signed as a Reserve/Future
7/28..... Released

RIDGEWAY, John - DT

9/17..... Released

ROBERSON, Jaquarii - WR

5/13..... Signed

8/23..... Released

ROBINSON, Reggie - CB

3/11..... Waived

RUSH, Cooper - QB

8/30..... Released

8/31..... Signed to practice squad

9/17..... Signed to active roster

SAM, Christian - LB

7/8..... Signed

8/23..... Waived/injured

SCHULTZ, Dalton - TE

3/8..... Designated Franchise Player

3/21..... Signed franchise tag

SHAMPKIN, Aaron - RB

5/13..... Signed

8/30..... Waived/Injured

SHEPLEY, Dakota - G

9/1..... Signed to practice squad

SIMON, Amon - T

5/13..... Signed

8/30..... Released

SMITH, Brandon - WR

1/17..... Signed as a Reserve/Future

8/30..... Released

8/31..... Signed to practice squad

SMITH, Ito - RB

1/17..... Signed as a Reserve/Future

3/11..... Waived

SMITH, Tyron - T

8/31..... Placed on Reserve/Injured

SPRINKLE, Jeremy - TE

3/23..... Signed

8/23..... Placed on IR

TAFUA, MIKA - DE

5/13..... Signed

8/30..... Released

8/31..... Signed to practice squad

9/5..... Released

9/22..... Signed to the practice squad

TAYLOR-STUART, Isaac - CB

5/13..... Signed

8/30..... Waived/Injured

THOMAS, Juanyeh - S

5/13..... Signed

8/30..... Released

8/31..... Signed to practice squad

TURPIN, KaVontae - WR

7/28..... Signed

VAN ZANDT, La'Kendrick - S

5/13..... Signed

5/20..... Released

VANDER ESCH, Leighton - LB

3/18..... Signed

VASHER, T.J. - WR

8/30..... Released

WASHINGTON, James - WR

3/21..... Signed

8/31..... Placed on Reserve/Injured

WATKINS, Carlos - DT

3/24..... Signed

8/30..... Released

8/31..... Signed to practice squad

ZUERLEIN, Greg - K

3/11..... Released

2022 DALLAS COWBOYS STATISTICS

WON 2, LOST 1				
9/11	L	3-19	Tampa Bay	93,797
9/18	W	20-17	Cincinnati	92,944
9/26	W	23-16	at N.Y. Giants	79,445

2022 TEAM STATISTICS		
	DAL	OPP.
FIRST DOWNS	54	59
Rushing	20	22
Passing	31	30
Penalty	3	7
Third Down-Made/Att	11/38	14/42
Third Down Efficiency	28.9%	33.3%
Fourth Down-Made/Att	4/7	1/2
Fourth Down Efficiency	57.1%	50.0%
TOTAL NET YARDS	972	937
Avg. Per Game	324.0	312.3
Total Plays	184	196
Avg. Per Play	5.3	4.8
NET YARDS RUSHING	354	408
Avg. Per Game	118.0	136.0
Total Rushes	75	83
Avg. Per Rush	4.7	4.9
NET YARDS PASSING	618	529
Avg. Per Game	206.0	176.3
Sacked/Yards Lost	5/30	13/78
Gross Yards	648	607
Attempts/Completions	104/61	100/62
Pct. of Completion	58.7%	62.0%
Had Intercepted	1	2
PUNTS/AVERAGE	14/46.4	11/47.5
Net Punting Average	41.4	39.8
PUNT RETURN/AVG.	4/16.3	6/8.2
KICKOFF RETURN/AVG.	5/20.2	0/0
INTERCEPTION RETURN/AVG.	2/3.5	1/15.0
PENALTIES/YARDS	23/188	20/117
FUMBLES/BALL LOST	1/1	1/0
TOUCHDOWNS	4	3
Rushing	2	1
Passing	2	2
Returns	0	0
EXTRA POINTS/ATTEMPTS	4/4	2/2
TWO POINT CONVERSION/ATT.	0/0	1/1
FIELD GOALS/ATTEMPTS	6/7	10/12
AVG. TIME OF POSSESSION	28:44	31:16

SCORE BY PERIODS	Q1	Q2	Q3	Q4	OT	PTS
TEAM	20	6	7	13	0	46
OPPONENTS	9	9	23	11	0	52

SCORING	TD	RU	PA	RT	PAT	FG	2PT	S	PTS
B. Maher	0	0	0	0	4/4	6/7	0	0	22
N. Brown	1	0	1	0	0/0	0/0	0	0	6
E. Elliott	1	1	0	0	0/0	0/0	0	0	6
C. Lamb	1	0	1	0	0/0	0/0	0	0	6
T. Pollard	1	1	0	0	0/0	0/0	0	0	6
TEAM	4	2	2	0	4/4	6/7	0	0	46
OPPONENTS	3	1	2	0	2/2	10/12	1	0	52

2-Pt Conv: TM 0-0, OPP 1-1

SACKS: M. Parsons 4.0, D. Lawrence 3.0, D. Armstrong 3.0, D. Wilson 1.0, D. Fowler 1.0, L. Vander Esch 1.0, TM 13.0, OPP 5.0

FUM/LOST: D. Schultz 1/1, TM 1/1, OPP 1/0

PASSING	ATT	CMP	YDS	CMP%	YDS/ATT	TD	TD%	INT	INT%	LONG	SACK/LOST	RATING
C. Rush	75	47	514	62.7	6.9	2	2.7	0	0.0	46	3/17	91.8
D. Prescott	29	14	134	48.3	4.6	0	0.0	1	3.4	22	2/13	47.2
TEAM	104	61	648	58.7	6.2	2	1.9	1	1.0	46	5.0/30	79.3
OPPONENTS	100	62	607	62.0	6.1	2	2.0	2	2.0	48	13.0/78	77.4

RUSHING	NO.	YDS	AVG	LONG	TD
E. Elliott	40	178	4.5	27	1
T. Pollard	28	156	5.6	46	1
D. Prescott	2	11	5.5	12	0
C. Lamb	1	6	6.0	6	0
K. Turpin	1	3	3.0	3	0
C. Rush	3	0	0.0	2	0
TEAM	75	354	4.7	46	2
OPPONENTS	83	408	4.9	36	1

RECEIVING	NO.	YDS	AVG	LONG	TD
C. Lamb	17	191	11.0	26	1
N. Brown	15	213	14.0	28	1
D. Schultz	9	80	8.0	14	0
T. Pollard	6	69	11.0	46	0
D. Houston	2	16	8.0	11	0
E. Elliott	3	-5	-1.0	2	0
S. Fehoko	3	24	8.0	12	0
P. Hendershot	3	43	14.0	29	0
J. Ferguson	2	13	6.0	8	0
J. Tolbert	1	4	4.0	4	0
TEAM	61	648	10.6	46	2
OPPONENTS	62	607	9.8	48	2

INTERCEPTIONS	NO.	YDS	AVG	LONG	TD
T. Diggs	1	7	7.0	7	0
D. Wilson	1	0	0.0	0	0
TEAM	2	7	3.5	7	0
OPPONENTS	1	15	15.0	15	0

PUNTING	NO.	YDS	AVG	NET	TB	IN	LG	B
B. Anger	14	649	46.4	41.4	1	8	58	0
TEAM	14	649	46.4	41.4	1	8	58	0
OPPONENTS	11	523	47.5	39.8	1	4	63	0

PUNT RETURNS	RET	FC	YDS	AVG	LONG	TD
K. Turpin	4	5	65	16.3	28	0
TEAM	4	5	65	16.3	28	0
OPPONENTS	6	5	49	8.2	20	0

KICKOFF RETURNS	NO.	YDS	AVG	LONG	TD
K. Turpin	5	101	20.2	24	0
TEAM	5	101	20.2	24	0

FIELD GOALS	1-19	20-29	30-39	40-49	50+
B. Maher	0/0	2/2	0/0	1/1	3/4
TEAM	0/0	2/2	0/0	1/1	3/4
OPPONENTS	0/0	1/1	1/2	5/6	3/3

B. Maher: (51) (54, 50) (26, 28, 59WL, 44)

OPP: (44, 38, 36WL, 29, 47) (43, 50, 46) (47B, 42, 51, 51)

2022 DALLAS COWBOYS DEFENSIVE STATISTICS

RNK	PLAYER	TKL	AST	TOTAL	SACKS/YDS	TFL/YDS	QBPR	FR	FF	INT/YDS	PD
1.	Wilson, Donovan	21	5	26	1.0/-11	2/-13	4			1/0	2
2.	Vander Esch, Leighton	11	9	20	1.0/-4						1
3.	Brown, Anthony	15	3	18							2
4.	Lewis, Jourdan	16	0	16							
5.	Lawrence, DeMarcus	14	2	16	3.0/-15	4/-16	3				
6.	Hooker, Malik	9	4	13							
7.	Diggs, Trevon	9	0	9						1/7	6
8.	Barr, Anthony	6	3	9		1/-4	1				
9.	Kearse, Jayron	4	3	7							
10.	Odighizuwa, Osa	5	1	6		2/-8	2				
11.	Parsons, Micah	4	2	6	4.0/-27		10				
12.	Armstrong, Dorance	4	1	5	3.0/-18	1/-1	4				
13.	Mukuamu, Israel	2	2	4							
14.	Bohanna, Quinton	0	4	4		1/-1	1				
15.	Williams, Sam	3	0	3		1/-2					
16.	Gallimore, Neville	2	1	3							
	Hill, Trysten	2	1	3							
18.	Fowler, Dante	2	0	2	1.0/-3	1/-2	1		1		1
19.	Golston, Chauncey	1	1	2			1				
20.	Bell, Markquese	1	0	1							

Ast=Assist, TFL=Tackle for a Loss, QBPR=Pressures, Int=Interception, FR=Fumble Recovery, FF=Forced Fumble, PD=Pass Defense

2022 COWBOYS SPECIAL TEAMS						
RNK	PLAYER	S	A	TOT	FF	FR
1.	Dowdle, Rico	1	0	1		
	Gifford, Luke	1	0	1		
	Goodwin, C.J.	1	0	1		
	Joseph, Kelvin	1	0	1		
	Pollard, Tony	1	0	1		
6.	Armstrong, Dorance	0	0	0		1

DEFENSIVE STATS BY RANK							
PRESSURES		SACKS		TACKLES FOR LOSS		INTERCEPTIONS	
PLAYER	NO	PLAYER	NO	PLAYER	NO	PLAYER	NO
1. M. Parsons	10	1. M. Parsons	4.0	1. D. Lawrence	4	1. T. Diggs	1
2. D. Armstrong	4	2. D. Armstrong	3.0	2. O. Odighizuwa	2	D. Wilson	1
		D. Wilson	4	D. Lawrence	3.0		
4. D. Lawrence	3	4. D. Fowler	1.0	4. D. Armstrong	1		
5. O. Odighizuwa	2	L. Vander Esch	1.0	A. Barr	1		

FORCED FUMBLES		FUMBLE RECOVERIES		PASSES DEFENSED	
PLAYER	NO	PLAYER	NO	PLAYER	NO
1. D. Fowler	1			1. T. Diggs	6
				2. A. Brown	2
				D. Wilson	2
				4. D. Fowler	1
				L. Vander Esch	1

2022 SNAP COUNT

[illegible]


GAME-BY-GAME PLAYER PARTICIPATION

	TB	CIN	@ NYG	WAS	@ LAR	@ PHI	DET	CHI	@ GB	@ MIN	NYG	IND	HOU	@ JAX	PHI	@ TEN	@ WAS				
PLAYERS	9/11	9/18	9/26	10/2	10/9	10/16	10/23	10/30	11/13	11/20	11/24	12/4	12/11	12/18	12/24	12/29	1/8	GP	GS	DNP	I
Isaac Alarcon	PS	PS	PS	-	-	-	-	-	-	-	-	-	-	-	-	-	-	0	0	0	0
Bryan Anger	P	P	P	-	-	-	-	-	-	-	-	-	-	-	-	-	-	3	0	0	0
Dorance Armstrong	DE	P	DE	-	-	-	-	-	-	-	-	-	-	-	-	-	-	3	2	0	0
Josh Ball	DNP	DNP	DNP	-	-	-	-	-	-	-	-	-	-	-	-	-	-	0	0	3	0
Anthony Barr	P	LB	P	-	-	-	-	-	-	-	-	-	-	-	-	-	-	3	1	0	0
Tarell Basham	P	IR	IR	-	-	-	-	-	-	-	-	-	-	-	-	-	-	1	0	0	0
Markquese Bell	D	P	P	-	-	-	-	-	-	-	-	-	-	-	-	-	-	2	0	0	1
Tyler Biadasz	C	C	C	-	-	-	-	-	-	-	-	-	-	-	-	-	-	3	3	0	0
DaRon Bland	P	P	P	-	-	-	-	-	-	-	-	-	-	-	-	-	-	3	0	0	0
Quinton Bohanna	DT	DT	DT	-	-	-	-	-	-	-	-	-	-	-	-	-	-	3	3	0	0
Devante Bond	IR	IR	IR	-	-	-	-	-	-	-	-	-	-	-	-	-	-	0	0	0	0
Anthony Brown	CB	CB	CB	-	-	-	-	-	-	-	-	-	-	-	-	-	-	3	3	0	0
Noah Brown	WR	WR	WR	-	-	-	-	-	-	-	-	-	-	-	-	-	-	3	3	0	0
Ian Bunting	IR	IR	IR	-	-	-	-	-	-	-	-	-	-	-	-	-	-	0	0	0	0
Damone Clark	R/NFI	R/NFI	R/NFI	-	-	-	-	-	-	-	-	-	-	-	-	-	-	0	0	0	0
Aviante Collins	PS	PS	PS	-	-	-	-	-	-	-	-	-	-	-	-	-	-	0	0	0	0
Jabril Cox	D	D	P	-	-	-	-	-	-	-	-	-	-	-	-	-	-	1	0	0	2
Tyler Coyle	PS	PS	PS	-	-	-	-	-	-	-	-	-	-	-	-	-	-	0	0	0	0
Malik Davis	PS	PS	PS	-	-	-	-	-	-	-	-	-	-	-	-	-	-	0	0	0	0
Trevon Diggs	CB	CB	CB	-	-	-	-	-	-	-	-	-	-	-	-	-	-	3	3	0	0
Rico Dowdle	P	P	P	-	-	-	-	-	-	-	-	-	-	-	-	-	-	3	0	0	0
Dontario Drummond	PS	PS	PS	-	-	-	-	-	-	-	-	-	-	-	-	-	-	0	0	0	0
Ezekiel Elliott	RB	RB	RB	-	-	-	-	-	-	-	-	-	-	-	-	-	-	3	3	0	0
Matt Farniok	P	LG	LG	-	-	-	-	-	-	-	-	-	-	-	-	-	-	3	2	0	0
Simi Fehoko	P	P	P	-	-	-	-	-	-	-	-	-	-	-	-	-	-	3	0	0	0
Jake Ferguson	P	TE	TE	-	-	-	-	-	-	-	-	-	-	-	-	-	-	3	2	0	0
Dante Fowler	P	P	P	-	-	-	-	-	-	-	-	-	-	-	-	-	-	3	0	0	0
Neville Gallimore	P	P	P	-	-	-	-	-	-	-	-	-	-	-	-	-	-	3	0	0	0
Michael Gallup	I	D	D	-	-	-	-	-	-	-	-	-	-	-	-	-	-	0	0	0	3
Luke Gifford	P	P	D	-	-	-	-	-	-	-	-	-	-	-	-	-	-	2	0	0	1
Chauncey Golston	P	P	P	-	-	-	-	-	-	-	-	-	-	-	-	-	-	3	0	0	0
C.J. Goodwin	P	P	P	-	-	-	-	-	-	-	-	-	-	-	-	-	-	3	0	0	0
Will Grier	PS	DNP	DNP	-	-	-	-	-	-	-	-	-	-	-	-	-	-	0	0	2	0
Devin Harper	P	P	P	-	-	-	-	-	-	-	-	-	-	-	-	-	-	3	0	0	0
Peyton Hendershot	P	P	TE	-	-	-	-	-	-	-	-	-	-	-	-	-	-	3	1	0	0
Trysten Hill	P	P	P	-	-	-	-	-	-	-	-	-	-	-	-	-	-	3	0	0	0
Malik Hooker	P	S	S	-	-	-	-	-	-	-	-	-	-	-	-	-	-	3	2	0	0
Dennis Houston	P	P	PS	-	-	-	-	-	-	-	-	-	-	-	-	-	-	2	0	0	0
Malik Jefferson	PS	PS	PS	-	-	-	-	-	-	-	-	-	-	-	-	-	-	0	0	0	0
Kelvin Joseph	P	P	P	-	-	-	-	-	-	-	-	-	-	-	-	-	-	3	0	0	0
Jayron Kearse	S	D	D	-	-	-	-	-	-	-	-	-	-	-	-	-	-	1	1	0	2
CeeDee Lamb	WR	WR	WR	-	-	-	-	-	-	-	-	-	-	-	-	-	-	3	3	0	0
DeMarcus Lawrence	DE	DE	DE	-	-	-	-	-	-	-	-	-	-	-	-	-	-	3	3	0	0
Jourdan Lewis	NCB	P	NCB	-	-	-	-	-	-	-	-	-	-	-	-	-	-	3	2	0	0
Alec Lindstrom	PS	DNP	PS	-	-	-	-	-	-	-	-	-	-	-	-	-	-	0	0	1	0
Brett Maher	P	P	P	-	-	-	-	-	-	-	-	-	-	-	-	-	-	3	0	0	0
Zack Martin	RG	RG	RG	-	-	-	-	-	-	-	-	-	-	-	-	-	-	3	3	0	0
Connor McGovern	LG	D	D	-	-	-	-	-	-	-	-	-	-	-	-	-	-	1	1	0	2
Sean McKeon	PS	PS	P	-	-	-	-	-	-	-	-	-	-	-	-	-	-	1	0	0	0
Jake McQuaide	P	P	P	-	-	-	-	-	-	-	-	-	-	-	-	-	-	3	0	0	0
Israel Mukuamu	D	S	P	-	-	-	-	-	-	-	-	-	-	-	-	-	-	2	1	0	1
Osa Odighizuwa	DT	DT	DT	-	-	-	-	-	-	-	-	-	-	-	-	-	-	3	3	0	0
Micah Parsons	LB	LB	LB	-	-	-	-	-	-	-	-	-	-	-	-	-	-	3	3	0	0
Jason Peters	PS	PS	P	-	-	-	-	-	-	-	-	-	-	-	-	-	-	1	0	0	0
Tony Pollard	RB	P	P	-	-	-	-	-	-	-	-	-	-	-	-	-	-	3	1	0	0
Dak Prescott	QB	D	D	-	-	-	-	-	-	-	-	-	-	-	-	-	-	1	1	0	2
John Ridgeway	D	A	A	-	-	-	-	-	-	-	-	-	-	-	-	-	-	0	0	0	1
Cooper Rush	P	QB	QB	-	-	-	-	-	-	-	-	-	-	-	-	-	-	3	2	0	0
Dalton Schultz	TE	TE	D	-	-	-	-	-	-	-	-	-	-	-	-	-	-	2	2	0	1
Brandon Smith	PS	PS	PS	-	-	-	-	-	-	-	-	-	-	-	-	-	-	0	0	0	0
Tyler Smith	LT	LT	LT	-	-	-	-	-	-	-	-	-	-	-	-	-	-	3	3	0	0
Tyron Smith	IR	IR	IR	-	-	-	-	-	-	-	-	-	-	-	-	-	-	0	0	0	0
Terence Steele	RT	RT	RT	-	-	-	-	-	-	-	-	-	-	-	-	-	-	3	3	0	0
Mika Tafua	A	A	PS	-	-	-	-	-	-	-	-	-	-	-	-	-	-	0	0	0	0
Juanyeh Thomas	PS	PS	PS	-	-	-	-	-	-	-	-	-	-	-	-	-	-	0	0	0	0
Jalen Tolbert	D	D	P	-	-	-	-	-	-	-	-	-	-	-	-	-	-	1	0	0	2
KaVontae Turpin	P	P	P	-	-	-	-	-	-	-	-	-	-	-	-	-	-	3	0	0	0
Leighton Vander Esch	LB	LB	LB	-	-	-	-	-	-	-	-	-	-	-	-	-	-	3	3	0	0
Matt Waletzko	P	P	P	-	-	-	-	-	-	-	-	-	-	-	-	-	-	3	0	0	0
James Washington	IR	IR	IR	-	-	-	-	-	-	-	-	-	-	-	-	-	-	0	0	0	0
Carlos Watkins	PS	PS	PS	-	-	-	-	-	-	-	-	-	-	-	-	-	-	0	0	0	0
Sam Williams	P	P	P	-	-	-	-	-	-	-	-	-	-	-	-	-	-	3	0	0	0
Donovan Wilson	S	S	S	-	-	-	-	-	-	-	-	-	-	-	-	-	-	3	3	0	0
Nahshon Wright	D	D	D	-	-	-	-	-	-	-	-	-	-	-	-	-	-	0	0	0	3

LEGEND: Position abbreviation indicated start, P=Played, D=Inactive, DNP=Did Not Play, I=Inactive/Injured, R/NFI=Reserve/Non-Football Injury, A=Not on Roster, PS=Practice Squad, IR=Reserve/Injured, ^=With Other Team



NON-MEDIA GUIDE BIOS



2022 NON-MEDIA GUIDE BIOS



HARRINGTON'S COACHING HISTORY

2012..... Colorado, GA/RBs
2015-17 Winterthur (Switzerland), HC
2018..... Independence CC, RBs
2019-20 Washington Commanders, Off. Asst.
2021..... North Carolina Central, TEs

Evan Harrington joined the Dallas Cowboys in 2022 and will serve as an offensive assistant, working closely with Head Coach Mike McCarthy and Offensive Coordinator Kellen Moore in his role.

In 2021 Harrington served as the tight ends coach at North Carolina Central, and under Harrington's tutelage, Isiah Macklin earned third-team All-Mid-Eastern Athletic Conference and was selected to play in the 2022 HBCU Legacy Bowl after finishing fourth on the team with 16 receptions for 201 yards and a touchdown.

From 2019-21, Harrington worked for the Washington Commanders as an offensive assistant and the assistant director of player engagement. As an offensive assistant, he worked with the running backs and offensive line, helping Adrian Peterson to 1,040 scrimmage yards as the lead back in 2019 and aiding in the development of Antonio Gibson during his rookie season in 2020. As the assistant director of player engagement, Harrington was responsible for helping guide the development and education of players as it pertains to both their personal and professional lives along with assisting rookie classes with acclimating themselves to the life of the NFL.

In 2018 Harrington was the running backs coach and run game coordinator at Independence Community College in Independence, Kansas, leading the Pirates to 147.7 rushing yards-per-game.

Harrington served as the head coach of the Winterthur Warriors from 2015-17 in the Swiss Football League after playing running back and linebacker for the Frankfurt Galaxy (2014) and the Basel Gladiators (2013).

Before playing in Europe, he was an assistant coach at Clayton Valley Charter High School and the College of the Canyons, also spending time as a strength and conditioning intern at the College of the Canyons. Harrington began his coaching career at Colorado, coaching running backs and fullbacks as a graduate assistant in 2012.

Harrington played linebacker and fullback at Colorado from 2010-11, tallying seven special teams tackles and rushing twice for three yards with seven catches for 41 yards and a touchdown in his Buffaloes career.

Harrington graduated from Colorado with a degree in sociology, ethnic studies and communications.

Evan Harrington – Born February 6, 1989, Washington, D.C. College Coach: Colorado 2012, Independence Community College 2018, North Carolina Central 2021. Pro Coach: Washington Commanders 2019-20. Joined the Dallas Cowboys in 2022.

ANTHONY BARR

51 • Linebacker


6-5 • 257 • 3/18/92

UCLA • FA-'22

NFL: 8th Year • Cowboys: 1st Year

Games/Starts: 2021-11/11; Career-98/98

Postseason: 2021-0/0; Career-5/5



PRO: The Dallas Cowboys signed a proven veteran presence in linebacker Anthony Barr midway through training camp in 2022, giving the team a versatile and experienced athlete who can also help bring along some of the younger players on the defense. Barr, originally a first round (ninth overall) pick in the 2014 NFL Draft, has started all 98 games played in his pro career, totaling 613 tackles, 17.5 sacks, five interceptions, 39 tackles for loss, 35 pass breakups, eight forced fumbles and seven fumble recoveries. He joins a linebacker rotation coached by his former defensive coordinator in Minnesota, George Edwards, and should compete immediately for playing time in multiple defensive packages.

TRANSACTION SUMMARY:

- 8/4/22:** Signed with Dallas as a free agent.
3/13/19: Signed a five-year contract extension with Minnesota.
5/1/17: Minnesota exercised the fifth-year option on his rookie contract.
5/8/14: Drafted in the first round (ninth overall) by Minnesota.

2021 (Minnesota):

- Started all 11 games he appeared in, totaling 72 tackles, 2.5 sacks, three interceptions, two fumble recoveries and five passes defended.
- Inactive for opening four games of the season, starting against Detroit (10/10) and tallying four tackles in his return to the field.
- Notched six stops against Dallas (10/31), adding a fumble recovery and a pass breakup.
- Registered seven tackles and a career-high two interceptions against the LA Rams (12/26).

2020 (Minnesota):

- Started the first two games of the season before suffering a season-ending injury.
- Recorded six tackles in the season opener against Green Bay (9/13), before he was injured in Week 2 at Indianapolis (9/20) and placed on Reserve/Injured.

2019 (Minnesota):

- Started all 14 games played, finishing with 96 total tackles (72 solo) and tied his single-season career high with seven breakups.
- Made his 75th career start in his 75th career game at the N.Y. Giants (10/6), notching his second career interception and first career safety.
- Had eight tackles in the Wild Card win at New Orleans (1/5/20).
- Recorded the first postseason forced fumble and fumble recovery of his career in the Divisional Round at San Francisco (1/11/20) while also making eight tackles.

2018 (Minnesota):

- Named to his fourth-consecutive Pro Bowl, starting all 13 games he played and tallying 71 tackles, eight tackles for loss and 3.0 sacks.
- Inactive in Week 8 against New Orleans (10/28), snapping a streak of 41 consecutive regular season games started.
- Wrapped up 2.0 sacks against Miami (12/16), the first multi-sack game of his career.

2017 (Minnesota):

- Was a key cog to a defense that ranked first in both yards-per-game (275.9) and points allowed (15.8) in 2017 - the first time the Vikings had the No. 1 NFL defense since 1993 - totaling 98 tackles and starting all 16 games for the second straight season, earning his third straight Pro Bowl appearance.
- Snagged his second career interception - first in the playoffs - in the Vikings Divisional Round defeat of New Orleans (1/14/18), adding four tackles and a tackle for loss.

2016 (Minnesota):

- Earned his second Pro Bowl berth and totaled 91 tackles, four tackles for loss, 2.0 sacks, five breakups, one forced fumble and one fumble recovery while starting all 16 games for the first time in his career.
- Totaled a season-best 11 tackles, one tackle for loss and a sack at Carolina (9/25).

2015 (Minnesota):

- Started 14 games played and helped the Vikings defense rank fifth in scoring (18.9), earning his first Pro Bowl berth after tallying 80 tackles, 3.5 sacks, six tackles for loss, three forced fumbles, one interception and seven pass breakups.
- Had 12 tackles in Week 1 at San Francisco (9/14), then recorded his first career interception at Denver (10/4).
- In the NFC North-clinching win at Green Bay (1/3), tallied five stops, two tackles for loss, a sack and a pass breakup on Aaron Rodgers' last-second Hail Mary.
- Started the Wild Card playoff game against Seattle (1/10/16), recording four tackles.

2014 (Minnesota):

- Started all 12 games he played and ended the season ranked fourth on team with 99 tackles, sixth-most in Vikings history by a rookie.
- Named NFC Defensive Player of the Week at Tampa Bay (10/26), recording nine tackles, a sack, one forced fumble and one fumble recovery, while also scoring the game-winning touchdown in overtime on a 27-yard fumble return.

COLLEGE:

- Shifted to linebacker midway through his collegiate career after playing running back in his first two years, starting 37-of-51 career games and finishing sixth in UCLA history with 41.5 tackles for loss and tied for sixth all-time with 23.5 sacks.
- UCLA defensive MVP, team captain and a finalist for Butkus, Lombardi and Bednarik Awards as a senior, starting all 13 games in 2013 and recording 65 tackles, 20 tackles for loss, 10.0 sacks and five forced fumbles.
- Started at outside linebacker in all 14 games in 2012 and was named second-team All-America and first-team All-Pac 12, leading the team with 13.5 sacks and 21.5 tackles for loss while also finishing second on the team with 83 tackles.
- Appeared in 12 games with seven starts at running back and also saw action on special teams as a sophomore in 2011.
- Saw action in all 12 games with four starts as a freshman running back in 2010, earning the team rookie of the year award.

PERSONAL:

- Rated the No. 5 athlete by Rivals.com despite missing his senior season with an ankle injury and played for Loyola High School in Los Angeles, Calif.
- As a junior, he earned first-team All-State Underclass honors after rushing for 1,890 yards and 20 touchdowns.
- Father, Tony Brooks, was a fourth-round draft pick as a running back by the Philadelphia Eagles in 1992 out of Notre Dame, and he has three uncles who also played in the NFL.

BARR'S NFL TOTALS

Year Team	GP-GS	DEFENSE								INTERCEPTIONS					FUMBLES REC				
		ST	AT	TT	Sks-Yds	Tk/Ls	QB Prs	PBU	FF	No	Yds	Avg	Lg	TD	No	Yds	Avg	Lg	TD
2014 Minnesota	12-12	72	27	99	4.0(-23)	4(-7)	13	3	2	0	0	0.0	0	0	3	29	9.7	27t	1
2015 Minnesota	14-14	61	19	80	3.5(-20)	4(-15)	12	7	3	1	32	32.0	32	0	0	0	0.0	0	0
2016 Minnesota	16-16	61	30	91	2.0(-15)	3(-5)	20	5	1	0	0	0.0	0	0	1	0	0.0	0	0
2017 Minnesota	16-16	75	23	98	1.0(-11)	8(-22)	4	6	0	0	0	0.0	0	0	0	0	0.0	0	0
2018 Minnesota	13-13	48	23	71	3.0(-22)	5(-12)	13	2	1	0	0	0.0	0	0	0	0	0.0	0	0
2019 Minnesota	14-12	72	24	96	1.5(-13)	5(-11)	16	7	1	1	2	2.0	2	0	1	19	19.0	19	0
2020 Minnesota	2-2	6	0	6	0.0(0)	0(0)	0	0	0	0	0	0.0	0	0	0	0	0.0	0	0
2021 Minnesota	11-11	38	34	72	2.5(-17)	2(-3)	6	5	0	3	11	3.7	8	0	2	0	0.0	0	0
Totals	98-98	425	188	613	17.5(-121)	31(-75)	84	35	8	5	45	9.0	32	0	7	48	6.9	27t	1
Playoffs																			
2015 Minnesota	1-1	4	1	5	0.0(0)	0(0)	1	0	0	0	0	0.0	0	0	0	0	0.0	0	0
2017 Minnesota	2-2	4	3	7	0.0(0)	1(-1)	1	1	0	1	18	18.0	18	0	0	0	0.0	0	0
2019 Minnesota	2-2	13	3	16	0.0(0)	1(-1)	0	0	1	0	0	0.0	0	0	1	0	0.0	0	0
Totals	5-5	21	7	28	0.0(0)	2(-2)	2	1	1	1	18	18.0	18	0	1	0	0.0	0	0

BARR'S SACKS BY QUARTERBACK (17.5 total)

Matt Ryan	3.0	Robert Griffin III	1.0
Justin Fields	2.0	Cam Newton	1.0
Ryan Tannehill	2.0	Philip Rivers	1.0
Matt Stafford	1.5	Aaron Rodgers	1.0
Drew Brees	1.0	Russell Wilson	1.0
Joe Flacco	1.0	Sam Darnold	0.5
Mike Glennon	1.0	Dwayne Haskins	0.5

SINGLE-GAME HIGHS

Total Tackles – 13 vs. Baltimore, 10/22/17
Playoffs – 8, twice, last at San Francisco, 1/11/20

Solo Tackles – 10, three times, last vs. Baltimore, 10/22/17
Playoffs – 7 at New Orleans, 1/5/20


Sacks – 2.0 vs. Miami, 12/16/18

Forced Fumble – 2 at Atlanta, 11/29/15
Playoffs – 1 at San Francisco, 1/11/20

BRETT MAHER 19 • Kicker

6-0 • 190 • 11/21/89
Nebraska • FA-22
NFL: 4th Year • Cowboys: 3rd Year
Games/Starts: 2021-8/0; Career-37/0
Postseason: 2021-0/0; Career-0/0

ALLAS DALLAS DALLAS
COWBOYS



PRO: The Dallas Cowboys brought in a familiar face to provide training camp competition to Lirim Hajrullahu when they signed Brett Maher on Aug. 9. Maher, who kicked for Dallas from 2018-19, spent the 2021 season with the New Orleans Saints, where he made 16-of-18 field goal attempts for a career-high 88.9% field goal percentage. In two seasons with the Cowboys, Maher made 49-of-66 field goals (74.2%) and holds the club record for the longest made field goal, a 63-yarder against Philadelphia (10/20/19). Following his departure from Dallas toward the end of the 2019 season, Maher spent time with four other teams in 2020 - the N.Y. Jets, Washington, Houston and Arizona - before landing in New Orleans at the beginning of 2021. He was released two weeks into the season before signing to the Saints practice squad and being activated for the final eight games of the season.

TRANSACTION SUMMARY:

8/9/22	Signed with Dallas as a free agent.
2/22/22:	Waived by New Orleans.
8/10/21:	Signed with New Orleans, released (8/21), signed to the Saints practice squad (11/16) and activated (11/19).
1/5/21:	Signed with Arizona as a Future and released (3/20).
10/12/20:	Signed to Houston's practice squad, waived (12/14) and signed to Arizona's practice squad (12/25).
9/10/20:	Signed to Washington's practice squad and waived (9/30).
12/9/19:	Waived by Dallas, signed with the N.Y. Jets as a Future (12/31) and released (8/31/20).
4/4/18:	Signed with Dallas.
3/20/17:	Signed with Cleveland and released (5/2).
8/27/13:	Waived by Dallas.
5/12/13:	Signed with the N.Y. Jets as a rookie free agent, released (7/23) and signed with Dallas (8/11).

2021 (Arizona/New Orleans):

- Signed a Futures contract with Arizona following the 2020 season and was released in March.
- Signed with the New Orleans Saints in the middle of training camp in 2021 before he was released.
- Signed to the Saints practice squad in mid-November and was activated for the final eight games of the season, where he made 16-of-18 field goal attempts for a career-best 88.9 field goal percentage. Also converted 10-of-12 PATs on the year.
- Knocked down all three field goal attempts at Tampa Bay (12/19) as he was the only person to score in the 9-0 win. Tied his season-long with a 42-yard field goal while two of his four kickoffs went for touchbacks.
- Registered a season-high four field goals on four attempts against Carolina (1/2/22), but missed his lone PAT try.

2020 (N.Y. Jets/Washington/Houston/Arizona):

- Signed a Futures contract with the N.Y. Jets following the 2019 season and was released following training camp.
- Spent the rest of the season on the practice squads of the Washington Commanders, Houston Texans and Arizona Cardinals.

2019 (Dallas):

- Played in 13 games, making 20-of-30 field goals (66.7%) and all 36 of his extra points, before he was released after the Week 14 game at Chicago. Had touchbacks on 55.4% of his kickoffs while allowing an average of 21.4 yards-per-return.

- Attempted and made a career-high five PATs while forcing a touchback on four-of-six kickoffs in the win against the N.Y. Giants (9/8).
- Went three-of-four on field goals at the N.Y. Jets (10/13) while tying his former record for the longest field goal in Cowboys history, a 62-yarder at the end of the first half.
- Named NFC Special Teams Player of the Week after connecting on a 63-yard field goal against Philadelphia (10/20) - longest in franchise history and tied for the third-longest in NFL history - to close out the first half. Became the first player in NFL history with three field goals from 60-plus yards and the first to make a 60-yard field goal in consecutive games. Was true on all three field goals and four PATs in the win.
- Was three-of-four on field goals at New England (11/24) for his ninth career game with at least three made field goals - good for fifth-most in team history - fourth such game of the season.

2018 (Dallas):

- Played in all 16 games and was true on 29-of-36 field goals (80.6), including a club-record 62-yarder, 32-of-33 PATs and had touchbacks on 67.5% of his kickoffs while allowing an average of 26.5 yards-per-return.
- Made his NFL debut in the opener at Carolina (9/9) and missed his first career field goal attempt (47 yards).
- Converted his first career field goals (37 and 29) and his first career PATs (two) in the home opener against the N.Y. Giants (9/16).
- Had his first make from 50 yards (50), along with a 35-yarder and his lone PAT try at Seattle (9/23).
- Earned NFC Special Teams Player of the Week against Detroit (9/30) after hitting all four field goals (32,43,22,38) with the 38-yarder coming as time expired to give Dallas the comeback win.
- Had his second game-winner of the season, hitting a 42-yarder with 0:00 on the clock at Atlanta (11/18).
- Hit a 62-yard field goal (tied for ninth-longest in NFL history) in the game against Philadelphia (12/9). Also had his first career special teams tackle (an assist).
- Named NFC Special Teams Player of the Week for his performance against Tampa Bay (12/23), drilling a 59-yarder (second in his career and team history), along with a 20-yarder and two PATs.

2017 (Cleveland):

- Was briefly with Cleveland but was released following the NFL Draft and spent the year out of football.

2016 (CFL):

- Made 41-of-50 field goal attempts and averaged 45.9 yards-per-punt for the Hamilton Tiger Cats.

2015 (CFL):

- Suffered a hip injury and missed all but four games for Ottawa in 2015.

2014 (CFL):

- Played in the preseason for the Winnipeg Blue Bombers but was released prior to the start of the season.
- Signed with Ottawa, and was named the CFL's Special Teams Player of the Week after going six-of-six on field goals.

2013 (N.Y. Jets/Dallas):

- Signed with the N.Y. Jets as an undrafted free agent but was released prior to the start of camp.
- Went to training camp with the Cowboys, was released and spent 2013 out of football.

COLLEGE:

- Finished his Nebraska career connecting on 39-of-50 field goals (78.0%) with 219 points, while booting 120 punts for a 43.2-yard average and dropping 43 inside the 20-yard line.
- As a senior in 2012 went 20-of-27 on field goals and punted 61 times for a 41.8-yard average with 18 inside the 20-yard line and a long of 69 yards.
- In 2011 became the first Big Ten specialist to be named the All-Conference kicker and punter in the same year since 2001, connecting on 19-of-23 field goals and averaging 44.5 yards-per-punt, the sixth-highest single-season average in school history.

PERSONAL:

- Earned first-team all-state honors at Kearney, Neb., High School, making eight-of-14 field goals and averaging 41.2 yards-per-punt as a senior, while also playing wide receiver and recording 775 receiving yards with 10 touchdowns.
- Majored in secondary education-mathematics at Nebraska.
- Has a wife, Jenna, and two daughters, Maela and Laekyn.

COMMUNITY:

- 2018-19 Dallas Cowboys U High School Camp.
- 2019 Dallas Cowboys Draft Day/Fan Appreciation Party.
- 2019 Celebrity Chef, Taste of the Cowboys Youth Cooking Challenge.
- Annual Team Holiday Hospital Visits.
- Kickoff Luncheon and Dallas Cowboys Family Cookbook benefiting Happy Hill Farm.
- Make-A-Wish Foundation of North Texas.
- Salvation Army Angel Tree Christmas Program.

MAHER'S NFL TOTALS

Year Team	GP-GS	FGM	FGA	Pct	SCORING			XP	XPA	Pct	Blk	Points
					Long	Blk						
2018 Dallas.....	16-0	29	36	80.6	62	1		32	33	96.6	0	119
2019 Dallas.....	13-0	20	30	66.7	63	1		36	36	100.0	0	96
2021 New Orleans.....	8-0	16	18	88.9	42	0		10	12	83.3	0	58
Totals.....	37-0	65	84	77.4	63	2		78	81	96.3	0	273

Playoffs												
2018 Dallas.....	2-0	1	2	50.0	39	2		5	5	100.0	0	8

FIELD GOAL ACCURACY

Year Team	GP-GS	10-19	Pct	20-29	Pct	30-39	Pct	40-49	Pct	50+	Pct
2018 Dallas.....	16-0	0-0	0.0	10-10	100.0	6-8	75.0	7-11	63.6	6-7	85.7
2019 Dallas.....	13-0	0-0	0.0	9-9	100.0	6-8	75.0	1-5	20.0	4-8	50.0
2021 New Orleans.....	8-0	0-0	0.0	4-4	100.0	8-9	88.9	4-4	100.0	0-1	0.0
Totals.....	37-0	0-0	0.0	23-23	100.0	20-25	80.0	12-20	60.0	10-16	62.5

Playoffs											
2018 Dallas.....	2-0	0-0	0.0	0-0	0.0	1-1	100.0	0-0	0.0	0-1	0.0

SINGLE-GAME HIGHS

Long Field Goal – 62 vs. Philadelphia, 12/9/18
Field Goals Made – 4 vs. Detroit, 9/30/18 and vs. Jacksonville, 10/14/18
Field Goals Attempted – 4 vs. Detroit, 9/30/16, vs. Jacksonville, 10/14/18 and vs. Philadelphia, 12/9/18
PATs Made – 4 vs. Jacksonville, 10/14/18 and vs. Washington, 11/22/18



PRO: The Dallas Cowboys signed veteran offensive lineman Jason Peters to the practice squad prior to the first week of the regular season in 2022. Peters, an experienced and savvy veteran of 18 NFL seasons, is a versatile lineman who can play multiple places up front for the Cowboys. He was originally signed as a rookie free agent by the Buffalo Bills following the 2004 NFL Draft, converting from a collegiate tight end to the offensive line in his first training camp - a move that paid huge dividends for Peters' career, as he registered 218 starts and 228 games played on the way to nine career Pro Bowl selections and two first-team All-Pro nods before arriving in Dallas.

TRANSACTION SUMMARY:

9/5/22: Signed to Dallas' practice squad and activated (9/26).
8/16/21: Signed a one-year contract with Chicago.
7/14/20: Signed a one-year contract with Philadelphia.
3/11/19: Signed a one-year contract extension with Philadelphia.
2/26/14: Signed a five-year contract extension with Philadelphia.
8/27/12: Placed on Reserve/NFI with an Achilles injury
4/17/09: Traded from Buffalo to Philadelphia and signed a four-year extension with Philadelphia.
5/10/06: Re-signed with Buffalo.
11/13/04: Signed to Buffalo's active roster.
4/30/04: Signed with Buffalo as a rookie free agent, released (8/31) and signed to Buffalo's practice squad (9/7).

2021 (Chicago):

- Started at left tackle for 13 consecutive games before sitting out Weeks 15 and 16 due to an ankle injury, playing 15 games total on the year.
- Opened rushing lanes for the Bears runners to accumulate 188 yards against Detroit (10/3) and for Bears rookie quarterback Justin Fields to rush for 103 yards on Halloween against San Francisco (10/31).
- Helped pave way for the Bears to record a season-high 414 total net yards on offense (136 rush, 278 pass) at Pittsburgh (11/8).

2020 (Philadelphia):

- Re-signed with the Eagles and started all eight games he played for Philadelphia - six at left tackle and two at right guard - before missing the remaining eight games with a toe injury.
- Paved the way for Eagles rushers to pick up 194 yards on the ground against Baltimore (10/18).

2019 (Philadelphia):

- Started all 13 games he played at left tackle, allowing only two sacks on the year and helping the offense to almost 6,000 yards (5,772) on the season.
- Started the Eagles lone playoff game at left tackle.

2018 (Philadelphia):

- Started all 16 games at left tackle and gave up only 3.0 sacks on the season.
- Started both playoff games at left tackle.

2017 (Philadelphia):

- Started seven games for the Eagles before a knee injury forced him to the Reserve/Injured list in October, causing him to miss the remainder of the season and the Eagles Super Bowl victory.

2016 (Philadelphia):

- Started all 16 games and allowed only 2.0 sacks at the left tackle position, earning the ninth Pro Bowl selection of his career and his seventh as an Eagle - the second-most Pro nods in Eagles history behind Chuck Bednarik (eight).

2015 (Philadelphia):

- Earned his eighth career Pro Bowl after starting all 14 games played.

2014 (Philadelphia):

- Started all 16 games at left tackle on the way to his seventh Pro Bowl selection.

2013 (Philadelphia):

- Earned first-team All-Pro honors and his sixth Pro Bowl nod after starting all 16 games at left tackle and helping pave the way for the NFL's leading rusher, LeSean McCoy, who finished with a franchise-best 1,607 rushing yards.
- Also helped the Eagles offense establish a franchise record with 6,676 total yards and record the second-most points in team history (442).

2012 (Philadelphia):

- Suffered an Achilles injury in March and missed the entire season.

2011 (Philadelphia):

- Started all 14 games at left tackle and earned first-team All-Pro honors - the first of his career - and his fifth Pro Bowl selection.
- Joined Frank "Bucko" Kilroy (1953-55) as the only Eagles offensive linemen to earn a Pro Bowl selection in three consecutive years.

2010 (Philadelphia):

- Started 13 games at left tackle and allowed only 2.0 sacks to earn his fourth career Pro Bowl nod.

2009 (Philadelphia):

- Traded from Buffalo to Philadelphia in the offseason and signed a four-year contract extension with the Eagles, starting 15 games at left tackle to earn his third career Pro Bowl berth and first as an Eagle.

2008 (Buffalo):

- Started all 13 games at left tackle for Buffalo, earning his second Pro Bowl berth for his performance.

2007 (Buffalo):

- Earned his first career Pro Bowl nod after starting 15 games at left tackle for the Bills and paving the way for MarShawn Lynch and Buffalo's rushing attack to accumulate 1,800 yards on the ground.

2006 (Buffalo):

- Started all 16 games for Buffalo with nine at left tackle and seven at right tackle.

2005 (Buffalo):

- Started 10 of the 16 games he played for the Bills, with nine starts at right tackle and one start at tight end.
- Started the first game of his career on the offensive line at New England (10/30), getting the nod at right tackle and starting there for the remaining eight games of the season.

- Played as a reserve in the season-opening win against Houston (9/11) and caught a touchdown pass from J.P. Losman - the first touchdown throw of Losman's career.

2004 (Buffalo):

- Signed with Buffalo as an undrafted free agent out of Arkansas, making the team out of training camp and playing in five games with one start at tight end in his rookie season.
- Saw his first career game action at New England (11/14), playing as a reserve.
- Started the first game of his career at Cincinnati (12/19), earning the start as a tight end. Also blocked a Bengals punt and recovered it in the end zone for his first career touchdown.

COLLEGE:

- Played in 36 games over three seasons at Arkansas, playing as a tight end and catching 28 passes for 300 yards and four touchdowns.
- Earned All-SEC second team honors after starting every game at tight end and ranking third on the team with 21 receptions for 218 yards and four touchdowns as a junior in 2003.
- Played in 13 games with 12 starts as a tight end in 2002.
- In 2001 played in 10 games with three starts, beginning the year as a reserve defensive end and tackle before moving to tight end midway through the season.
- Redshirted in 2000, spending the season as a scout team defensive lineman.

PERSONAL:

- Starred at both football and basketball at Queen City, Texas, High School.

PETERS' NFL TOTALS

GAMES/STARTS (regular season, playoffs): 2004 (5/1-Buf); 2005 (16/10-Buf); 2006 (16/16-Buf); 2007 (15/15-Buf); 2008 (13/13-Buf); 2009 (15/15, 1/1-Phi); 2010 (13/13, 1/1-Phi); 2011 (14/14-Phi); 2012 (0/0-Phi); 2013 (16/16, 1/1-Phi); 2014 (16/16-Phi); 2015 (14/14-Phi); 2016 (16/16-Phi); 2017 (7/7-Phi); 2018 (16/16, 2/2-Phi); 2019 (13/13, 1/1-Phi); 2020 (8/8-Phi); 2021 (15/15-Chi). **Totals (228/218, 6/6).**



TRANSACTION SUMMARY:

7/28/22: Signed with Dallas as a free agent.

2022 (USFL):

- Earned USFL Most Valuable Player honors in the inaugural season of the league's re-launch, leading the New Jersey Generals and the league in receiving yards (540) and yards after the catch (316) on 44 receptions with four receiving scores. Added a punt return for a touchdown and a league-best 15.3 yards-per-return.

2021 (ELF/TSL/FCF):

- Joined the Glacier Boyz of the Fan Controlled Football League (FCF) for the inaugural 2021 season and finished with 13 receptions for 223 yards and four touchdowns over the six game season.
- Signed with the Sea Lions of The Spring League (TSL), appearing in six games and tying for second in the league with three touchdowns.
- Signed with the Panthers Wroclaw of the European League of Football (ELF) in August of 2021, joining the squad midway through the season but finishing the regular season with 702 all-purpose yards and six touchdowns. The Panthers re-signed him for the 2022 season, but Turpin opted to play for the USFL.

2020 (IFL):

- After going undrafted in the 2019 NFL Draft, he signed with the Frisco Fighters of the Indoor Football League (IFL) in 2020, but did not play a game with the team as the season was canceled because of COVID-19.

COLLEGE:

- Was dismissed from the TCU football team in October 2018 after playing in seven games and recording 410 receiving yards and 487 return yards.
- Played in all 14 games with three starts in 2017 and was named first-team All-Big 12 as an all-purpose player, finishing the year with 41 catches for 394 receiving yards, 86 rushing yards and 722 return yards for a total of 1,202 all-purpose yards. Also became the only player in the nation in 2017 with a touchdown by passing, rushing, receiving, punt return and kick return in the same season.
- Played in eight games with two starts in 2016, finishing the season with 986 all-purpose yards and 123.2 all purpose yards-per-game to lead the team. Was named honorable-mention Big 12 Special Teams Player of the Year, recording 17 kick returns for 482 yards (28.4) and had 10 punt returns for 125 yards (12.5).
- In 2015 as a freshman, saw action in all 13 games with five starts, earning honorable mention All-Big 12 honors as a return specialist after recording 17 punt returns for 181 yards with a score and 27 kick returns for a 27.0-yard average. Added 45 catches for 649 yards and eight scoring grabs, while tallying 20 carries for 116 yards.

PERSONAL:

- All-state and first-team All-Northeast Louisiana as a senior at Neville High School in Monroe, La., totaling 1,928 all-purpose yards - 904 rushing and 724 receiving - and 29 touchdowns.